

Package ‘umx’

November 15, 2024

Version 4.21.0

Date 2024-11-10

Title Structural Equation Modeling and Twin Modeling in R

Maintainer Timothy C. Bates <timothy.c.bates@gmail.com>

License GPL-3

Language en-US

Encoding UTF-8

URL <https://github.com/tbates/umx#readme>

Description Quickly create, run, and report structural equation models, and twin models.

See '?umx' for help, and `umx_open_CRAN_page("`umx")` for NEWS.

Timothy C. Bates, Michael C. Neale, Hermine H. Maes, (2019). umx: A library for Structural Equation and Twin Modelling in R.

Twin Research and Human Genetics, 22, 27-41. <[doi:10.1017/thg.2019.2](https://doi.org/10.1017/thg.2019.2)>.

Depends R (>= 4.1.0), OpenMx (>= 2.19.0),

Imports cowplot, DiagrammeR, ggplot2, kableExtra, knitr, lavaan, MASS, Matrix, methods, MuMIn, mvtnorm, nlme, polycor, R2HTML, RCurl, scales, utils, xtable, gert, hrbrthemes, openxlsx, paran, psych, foreign, psychTools, pwr, rmarkdown

Suggests cocor, devtools, rhub, spelling, testthat, parallel, GPArotation

Enhances DiagrammeRsvg, rsvg

BugReports <https://github.com/tbates/umx/issues>

LazyData true

RoxygenNote 7.3.2

NeedsCompilation no

Author Timothy C. Bates [aut, cre] (<<https://orcid.org/0000-0002-1153-9007>>),

Nathan Gillespie [wit],

Hermine Maes [ctb],

Michael C. Neale [ctb],

Joshua N. Pritikin [ctb],

Luis De Araujo [ctb],
 Brenton Wiernik [ctb],
 Michael Zakharin [wit]

Repository CRAN

Date/Publication 2024-11-15 03:30:02 UTC

Contents

bucks	8
deg2rad	10
dl_from_dropbox	11
docData	12
extractAIC.MxModel	13
fin_interest	14
fin_JustifiedPE	16
fin_NI	17
fin_percent	18
fin_ticker	19
fin_valuation	20
Fischbein_wt	21
FishersMethod	22
geometric_mean	23
GFF	24
ggAddR	26
harmonic_mean	27
install.OpenMx	28
iqdat	30
libs	31
loadings	32
loadings.MxModel	32
noNAs	33
oddsratio	34
plot.MxLISRELModel	35
plot.MxModel	37
plot.MxModelTwinMaker	39
plot.percent	42
power.ACE.test	42
print.oddsratio	46
print.percent	47
print.reliability	48
print.RMSEA	49
prolific_anonymize	50
prolific_check_ID	51
prolific_read_demog	52
qm	53
rad2deg	54
reliability	55

residuals.MxModel	56
RMSEA	57
RMSEA.MxModel	58
RMSEA.summary.mxmodel	59
SE_from_p	60
tmx_genotypic_effect	61
tmx_is.identified	62
tmx_show	63
tmx_show.MxMatrix	64
tmx_show.MxModel	66
umx	68
umx-deprecated	71
umxACE	72
umxACEcov	80
umxACEv	83
umxAlgebra	89
umxAPA	91
umxBrownie	94
umxCI	95
umxCI_boot	97
umxCLPM	98
umxCompare	100
umxConfint	102
umxCov2cor	104
umxCP	105
umxDiagnose	111
umxDiffMZ	112
umxDiscTwin	114
umxDoC	117
umxDoCp	120
umxEFA	121
umxEquate	125
umxExamples	127
umxExpCov	132
umxExpMeans	133
umxFactor	134
umxFactorScores	136
umxFitIndices	137
umxFixAll	139
umxGetLatents	140
umxGetManifests	141
umxGetModel	142
umxGetParameters	143
umxGxE	145
umxGxEbiv	148
umxGxE_window	150
umxHetCor	153
umxIP	154

umxJiggle	158
umxLav2RAM	159
umxMatrix	163
umxMatrixFree	165
umxMI	166
umxModel	168
umxModelNames	169
umxModify	170
umxMRDoC	173
umxParameters	175
umxParan	177
umxPath	178
umxPlot	182
umxPlotACE	184
umxPlotACEcov	185
umxPlotACEv	187
umxPlotCP	188
umxPlotDoC	189
umxPlotFun	191
umxPlotGxE	193
umxPlotGxEbiv	194
umxPlotIP	196
umxPlotSexLim	197
umxPlotSimplex	199
umxPower	200
umxRAM	203
umxRAM2Lav	210
umxReduce	211
umxReduceACE	213
umxReduceGxE	214
umxRenameMatrix	216
umxRotate	217
umxRotate.MxModelCP	218
umxRun	219
umxSetParameters	221
umxSexLim	223
umxSimplex	227
umxSummarizeTwinData	230
umxSummary	232
umxSummary.MxModel	233
umxSummaryACE	235
umxSummaryACEcov	237
umxSummaryACEv	238
umxSummaryCP	240
umxSummaryDoC	242
umxSummaryGxE	244
umxSummaryGxEbiv	246
umxSummaryIP	247

umxSummaryMRDoC	249
umxSummarySexLim	250
umxSummarySimplex	252
umxSuperModel	254
umxThresholdMatrix	256
umxTwinMaker	260
umxTwoStage	262
umxUnexplainedCausalNexus	265
umxVersion	266
umxWeightedAIC	267
umx_aggregate	268
umx_APA_pval	269
umx_apply	271
umx_array_shift	272
umx_as_numeric	272
umx_check	273
umx_check_model	274
umx_check_names	276
umx_check_OS	277
umx_check_parallel	278
umx_cont_2_quantiles	279
umx_cor	281
umx_explode	282
umx_explode_twin_names	283
umx_file_load_pseudo	284
umx_find_object	285
umx_fun_mean_sd	286
umx_get_bracket_addresses	287
umx_get_checkpoint	288
umx_get_options	289
umx_grep	290
umx_has_been_run	291
umx_has_CIs	292
umx_has_means	293
umx_has_square_brackets	294
umx_is_class	295
umx_is_cov	296
umx_is_endogenous	297
umx_is_exogenous	298
umx_is_MxData	299
umx_is_MxMatrix	300
umx_is_MxModel	300
umx_is_numeric	301
umx_is_ordered	302
umx_is_RAM	303
umx_long2wide	304
umx_lower.tri	307
umx_lower2full	308

umx_make	310
umx_make_fake_data	312
umx_make_MR_data	313
umx_make_raw_from_cov	314
umx_make_sql_from_excel	315
umx_make_TwinData	317
umx_make_twin_data_nice	321
umx_means	323
umx_merge_randomized_columns	323
umx_move_file	325
umx_msg	326
umx_names	327
umx_open	329
umx_open_CRAN_page	330
umx_pad	331
umx_paste_names	332
umx_polychoric	333
umx_polypairwise	334
umx_polytriowise	336
umx_print	337
umx_read_lower	339
umx_rename	340
umx_rename_file	342
umx_reorder	343
umx_residualize	344
umx_rot	346
umx_round	347
umx_r_test	348
umx_scale	349
umx_scale_wide_twin_data	350
umx_score_scale	351
umx_select_valid	354
umx_set_auto_plot	355
umx_set_auto_run	356
umx_set_checkpoint	357
umx_set_condensed_slots	358
umx_set_cores	359
umx_set_data_variance_check	360
umx_set_dollar_symbol	361
umx_set_optimization_options	362
umx_set_optimizer	363
umx_set_plot_file_suffix	364
umx_set_plot_format	365
umx_set_plot_use_hrbrthemes	366
umx_set_separator	367
umx_set_silent	368
umx_set_table_format	369
umx_stack	370

umx_standardize	371
umx_strings2numeric	372
umx_string_to_algebra	373
umx_str_chars	374
umx_str_from_object	375
umx_time	375
umx_trim	377
umx_var	378
umx_wide2long	379
umx_write_to_clipboard	380
us_skinfold_data	381
xmuHasSquareBrackets	382
xmuLabel	383
xmuLabel_Matrix	385
xmuLabel_MATRIX_Model	387
xmuLabel_RAM_Model	388
xmuMakeDeviationThresholdsMatrices	390
xmuMakeOneHeadedPathsFromPathList	391
xmuMakeTwoHeadedPathsFromPathList	392
xmuMaxLevels	393
xmuMI	394
xmuMinLevels	395
xmuPropagateLabels	396
xmuRAM2Ordinal	397
xmuTwinSuper_Continuous	398
xmuTwinSuper_NoBinary	400
xmuTwinUpgradeMeansToCovariateModel	402
xmuValues	403
xmu_bracket_address2rlabel	405
xmu_cell_is_on	406
xmu_check_levels_identical	407
xmu_check_needs_means	408
xmu_check_variance	410
xmu_CI_merge	411
xmu_CI_stash	412
xmu_clean_label	414
xmu_data_missing	415
xmu_data_swap_a_block	416
xmu_describe_data_WLS	417
xmu_DF_to_mxData_TypeCov	419
xmu_dot_define_shapes	420
xmu_dot_maker	421
xmu_dot_make_paths	422
xmu_dot_make_residuals	423
xmu_dot_mat2dot	424
xmu_dot_move_ranks	427
xmu_dot_rank	429
xmu_dot_rank_str	430

xmu_equate_threshold_values	431
xmu_extract_column	431
xmu_get_CI	432
xmu_lavaan_process_group	434
xmu_make_bin_cont_pair_data	435
xmu_make_mxData	437
xmu_make_TwinSuperModel	439
xmu_match.arg	444
xmu_name_from_lavaan_str	445
xmu_PadAndPruneForDefVars	447
xmu_path2twin	448
xmu_path_regex	449
xmu_print_algebras	451
xmu_rlabel_2_bracket_address	452
xmu_relevel_factors	453
xmu_safe_run_summary	455
xmu_scale_wide_data	457
xmu_set_sep_from_suffix	458
xmu_show_fit_or_comparison	459
xmu_simplex_corner	460
xmu_standardize_ACE	461
xmu_standardize_ACEcov	462
xmu_standardize_ACEv	463
xmu_standardize_CP	465
xmu_standardize_IP	466
xmu_standardize_RAM	467
xmu_standardize_SexLim	468
xmu_standardize_Simplex	469
xmu_starts	470
xmu_start_value_list	473
xmu_summary_RAM_group_parameters	474
xmu_twin_add_WeightMatrices	475
xmu_twin_check	477
xmu_twin_get_var_names	479
xmu_twin_make_def_means_mats_and_alg	480
xmu_twin_upgrade_selDvs2SelVars	481

Index**483**

bucks	<i>Print a money object</i>
-------	-----------------------------

Description

Print function for "money" objects, e.g. `fin_interest()`.

Usage

```
bucks(  
  x,  
  symbol = "$",  
  big.mark = ",",  
  decimal.mark = ".",  
  trim = TRUE,  
  largest_with_cents = 1e+05,  
  negative_parens = c("hyphen", "minus", "parens"),  
  ...  
)
```

Arguments

x	money object.
symbol	Default prefix if not set.
big.mark	option defaulting to ","
decimal.mark	option defaulting to "."
trim	option defaulting to TRUE
largest_with_cents	option defaulting to 1e+05
negative_parens	option defaulting to "hyphen"
...	further arguments passed to or from other methods. also cat =F to return string

Value

- invisible

See Also

- [fin_percent\(\)](#), [fin_interest\(\)](#), [scales::dollar\(\)](#)

Examples

```
bucks(100 * 1.05^32)  
fin_interest(deposits = 20e3, interest = 0.07, yrs = 20)
```

`deg2rad`*Convert Degrees to Degrees*

Description

A helper to convert degrees (360 in a circle) to Rad (2π in a circle).

note: R's trig functions, e.g. `sin()` use Radians for input!

The formula is $\text{radians} = \text{deg} \times 180 / \pi$.

- 180 Degrees is equal to π radians.
- 1 Rad = $180 / \pi$ degrees = ~ 57.296 degrees.

Usage

```
deg2rad(deg)
```

Arguments

`deg` The value in degrees you wish to convert to radians

Value

- value in radians

References

<https://en.wikipedia.org/wiki/Radian>

See Also

- `rad2deg()`, `sin()`

Other Miscellaneous Functions: `fin_JustifiedPE()`, `fin_NI()`, `fin_interest()`, `fin_percent()`, `fin_ticker()`, `fin_valuation()`, `rad2deg()`, `umxBrownie()`

Examples

```
deg2rad(180) == pi # TRUE!
```

dl_from_dropbox	<i>dl_from_dropbox</i>
-----------------	------------------------

Description

Download a file from Dropbox, given either the url, or the name and key

Usage

```
dl_from_dropbox(x, key = NULL)
```

Arguments

x	Either the file name, or full dropbox URL (see example below)
key	the code after s/ and before the file name in the dropbox url

Details

Improvements would include error handling...

Value

None

References

- <https://thebiobucket.blogspot.kr/2013/04/download-files-from-dropbox.html>

See Also

Other File Functions: [umx](#), [umx_file_load_pseudo\(\)](#), [umx_make_sql_from_excel\(\)](#), [umx_move_file\(\)](#), [umx_open\(\)](#), [umx_rename_file\(\)](#), [umx_write_to_clipboard\(\)](#)

Examples

```
## Not run:  
dl_from_dropbox("https://dl.dropboxusercontent.com/s/7kauod48r9cfhwc/tinytwinData.rda")  
dl_from_dropbox("tinytwinData.rda", key = "7kauod48r9cfhwc")  
  
## End(Not run)
```

docData

Twin data for Direction of causation modelling

Description

A dataset containing indicators for two traits varA and varB, each measured in MZ and DZ twins.

Usage

```
data(docData)
```

Format

A data frame 6 manifests for each of two twins in 1400 families of MZ and DZ twins

Details

It is designed to show off `umxDoC()` testing the hypothesis varA causes varB, varB causes varA, both cause each other.

- *zygosity* "MZFF", "DZFF", "MZMM", or "DZMM"
- *varA1_T1* Twin one's manifest 1 for varA
- *varA2_T1* Twin one's manifest 2 for varA
- *varA3_T1* Twin one's manifest 3 for varA
- *varB1_T1* Twin one's manifest 1 for varB
- *varB2_T1* Twin one's manifest 2 for varB
- *varB3_T1* Twin one's manifest 3 for varB
- *varA1_T2* Twin two's manifest 1 for varA
- *varA2_T2* Twin two's manifest 2 for varA
- *varA3_T2* Twin two's manifest 3 for varA
- *varB1_T2* Twin two's manifest 1 for varB
- *varB2_T2* Twin two's manifest 2 for varB
- *varB3_T2* Twin two's manifest 3 for varB

References

- N.A. Gillespie and N.G. Martin (2005). Direction of Causation Models. In *Encyclopedia of Statistics in Behavioral Science*, 1, 496–499. Eds. Brian S. Everitt & David C. Howell

See Also

- `umxDoC()`, `plot.MxModelDoC()`, `umxSummary.MxModelDoC()`, `umxModify()`

Other datasets: [Fischbein_wt](#), [GFF](#), [iqdat](#), [umx](#), [us_skinfold_data](#)

Examples

```

data(docData)
str(docData)
mzData = subset(docData, zygotity %in% c("MZFF", "MZMM"))
dzData = subset(docData, zygotity %in% c("DZFF", "DZMM"))
par(mfrow = c(1, 2)) # 1 rows and 3 columns
plot(varA1_T2 ~varA1_T1, ylim = c(-4, 4), data = mzData, main="MZ")
tmp = round(cor.test(~varA1_T1 + varA1_T2, data = mzData)$estimate, 2)
text(x=-4, y=3, labels = paste0("r = ", tmp))
plot(varA1_T2 ~varA1_T1, ylim = c(-4, 4), data = dzData, main="DZ")
tmp = round(cor.test(~varA1_T1 + varA1_T2, data = dzData)$estimate, 2)
text(x=-4, y=3, labels = paste0("r = ", tmp))
par(mfrow = c(1, 1)) # back to as it was

```

extractAIC.MxModel *Extract AIC from MxModel*

Description

Returns the AIC for an OpenMx model. Original Author: Brandmaier

Usage

```

## S3 method for class 'MxModel'
extractAIC(fit, scale, k, ...)

```

Arguments

fit	an fitted <code>OpenMx::mxModel()</code> from which to get the AIC
scale	not used
k	not used
...	any other parameters (not used)

Value

- AIC value

See Also

- `AIC()`, `umxCompare()`, `logLik()`

Other Reporting functions: `RMSEA()`, `RMSEA.MxModel()`, `RMSEA.summary.mxmodel()`, `loadings()`, `loadings.MxModel()`, `residuals.MxModel()`, `tmx_show()`, `tmx_show.MxMatrix()`, `umxCI()`, `umxCI_boot()`, `umxConfint()`, `umxExpCov()`, `umxExpMeans()`, `umxFitIndices()`, `umxRotate()`

Examples

```
## Not run:
require(umx)
data(demoOneFactor)
manifests = names(demoOneFactor)
m1 = umxRAM("One Factor", data = demoOneFactor, type = "cov",
  umxPath("G", to = manifests),
  umxPath(var = manifests),
  umxPath(var = "G", fixedAt = 1)
)
extractAIC(m1)
# -2.615998
AIC(m1)

## End(Not run)
```

 fin_interest

Compute the value of a principal & annual deposits at a compound interest over a number of years

Description

Allows you to determine the final value of an initial principal (with optional periodic deposits), over a number of years (yrs) at a given rate of interest. Principal and deposits are optional. You control compounding periods each year (n) and whether deposits occur at the beginning or end of the year. The function outputs a nice table of annual returns, formats the total using a user-settable currency symbol. Can also report using a web table.

notes: Graham valuation: fair P/E = $9 + (1.5 * \text{growth}\%)$. e.g. \$INTEL fair P/E = $9 + .53 = 10.5$ up to $9 + 210 = 29$ Can move the weighting between a conservative .5 and an optimistic 2 (in terms of how long the growth will last and how low the hurdle rate is)

Usage

```
fin_interest(
  principal = 100,
  deposits = 0,
  inflate = 0,
  interest = 0.05,
  yrs = 10,
  final = NULL,
  n = 12,
  when = "beginning",
  symbol = NULL,
  largest_with_cents = 0,
  baseYear = as.numeric(format(Sys.time(), "%Y")),
  table = TRUE,
  report = c("markdown", "html")
)
```

Arguments

principal	The initial investment at time 0 (default 100)
deposits	Optional periodic additional investment each <i>year</i> .
inflate	How much to inflate deposits over time (default 0)
interest	Annual interest rate (default .05)
yrs	Duration of the investment (default 10).
final	if set (default = NULL), returns the rate required to turn principal into final after yrs (principal defaults to 1)
n	Compounding intervals per year (default 12 (monthly), use 365 for daily)
when	Deposits made at the "beginning" (of each year) or "end"
symbol	Currency symbol to embed in the result.
largest_with_cents	Default = 0
baseYear	Default = current year (for table row labels)
table	Whether to print a table of annual returns (default TRUE)
report	"markdown" or "html",

Value

- Value of balance after yrs of investment.

References

- https://en.wikipedia.org/wiki/Compound_interest

See Also

- [umx_set_dollar_symbol\(\)](#), [fin_percent\(\)](#), [fin_NI\(\)](#), [fin_valuation\(\)](#)

Other Miscellaneous Functions: [deg2rad\(\)](#), [fin_JustifiedPE\(\)](#), [fin_NI\(\)](#), [fin_percent\(\)](#), [fin_ticker\(\)](#), [fin_valuation\(\)](#), [rad2deg\(\)](#), [umxBrownie\(\)](#)

Examples

```
## Not run:
# 1. Value of a principal after yrs years at 5% return, compounding monthly.
# Report in browser as a nice table of annual returns and formatted totals.
fin_interest(principal = 5000, interest = 0.05, rep= "html")

## End(Not run)

# Report as a nice markdown table
fin_interest(principal = 5000, interest = 0.05, yrs = 10)

umx_set_dollar_symbol("£")
# 2 What rate is needed to increase principal to final value in yrs time?
fin_interest(final = 1.4, yrs=5)
```

```

fin_interest(principal = 50, final=200, yrs = 5)

# 3. What's the value of deposits of $100/yr after 10 years at 7% return?
fin_interest(deposits = 100, interest = 0.07, yrs = 10, n = 12)

# 4. What's the value of $20k + $100/yr over 10 years at 7% return?
fin_interest(principal= 20e3, deposits= 100, interest= .07, yrs= 10, symbol="$")

# 5. What is $10,000 invested at the end of each year for 5 years at 6%?
fin_interest(deposits = 10e3, interest = 0.06, yrs = 5, n=1, when= "end")

# 6. What will $20k be worth after 10 years at 15% annually (n=1)?
fin_interest(deposits=20e3, interest = 0.15, yrs = 10, n=1, baseYear=1)
# $466,986

# manual equivalent
sum(20e3*(1.15^(10:1))) # 466985.5

# 7. Annual (rather than monthly) compounding (n=1)
fin_interest(deposits = 100, interest = 0.07, yrs = 10, n=1)

# 8 Interest needed to increase principal to final value in yrs time.
fin_interest(principal = 100, final=200, yrs = 5)

```

fin_JustifiedPE	<i>Justified P/E Ratio</i>
-----------------	----------------------------

Description

Compute the Justified P/E of a stock. $\text{Justified P/E} = ((\text{DPS} / \text{EPS}) * (1 + g)) / (k - g)$ DPS is the dividend per share, EPS is the earnings per share, g is the sustainable growth rate, and k is the required rate of return.

Usage

```

fin_JustifiedPE(
  Dividend = 0.02,
  EPS = 1,
  growthRate = 0.08,
  discountRate = 0.12,
  basePE = 20,
  yrs = 10
)

```

Arguments

Dividend	The dividend.
EPS	The Earnings per Share.

growthRate	The growth rate.
discountRate	Your chosen discount rate.
basePE	The base PE.
yrs	Years.

Value

- A PE that is justified for this stock.

See Also

- [fin_interest\(\)](#), [fin_percent\(\)](#), [fin_NI\(\)](#)

Other Miscellaneous Functions: [deg2rad\(\)](#), [fin_NI\(\)](#), [fin_interest\(\)](#), [fin_percent\(\)](#), [fin_ticker\(\)](#), [fin_valuation\(\)](#), [rad2deg\(\)](#), [umxBrownie\(\)](#)

Examples

```
# fin_JustifiedPE(Dividend= .8, EPS = 2, growthRate = .06, discountRate = .1)
```

 fin_NI

Compute NI given annual Earnings.

Description

Employees pay contributions at 12%% on annual earnings between £9,568 and £50,270. Above that you pay at 2%%. Employers pay at 13.8%% on all annual earnings of more than £8,840, although there are different thresholds for those under the age of 21 and for apprentices under the age of 25.

Usage

```
fin_NI(annualEarnings, symbol = "£")
```

Arguments

annualEarnings	Employee annual earnings.
symbol	Currency symbol to embed in the result.

Value

- NI

References

- <https://www.telegraph.co.uk/tax/tax-hacks/politicians-running-scared-long-overdue-national-ins>

See Also

- [fin_interest\(\)](#), [fin_percent\(\)](#), [fin_valuation\(\)](#)

Other Miscellaneous Functions: [deg2rad\(\)](#), [fin_JustifiedPE\(\)](#), [fin_interest\(\)](#), [fin_percent\(\)](#), [fin_ticker\(\)](#), [fin_valuation\(\)](#), [rad2deg\(\)](#), [umxBrownie\(\)](#)

Examples

```
fin_NI(42e3)
fin_NI(142000)
```

fin_percent	<i>Compute the percent change needed to return to the original value after percent off (or on).</i>
-------------	---

Description

Determine the percent change needed to "undo" an initial percent change. Has a plot function as well. If an amount of \$100 has 20% added, what percent do we need to drop it by to return to the original value?

`fin_percent(20)` yields \$100 increased by 20% = \$120 (Percent to reverse = -17%)

Usage

```
fin_percent(
  percent,
  value = 100,
  symbol = "$",
  digits = 2,
  plot = TRUE,
  logY = TRUE
)
```

Arguments

percent	Change in percent (enter 10 for 10%, not 0.1)
value	Principal
symbol	value units (default = "\$")
digits	Rounding of results (default 2 places)
plot	Whether to plot the result (default TRUE)
logY	Whether to plot y axis as log (TRUE)

Value

- new value and change required to return to baseline.

See Also

- [fin_interest\(\)](#)

Other Miscellaneous Functions: [deg2rad\(\)](#), [fin_JustifiedPE\(\)](#), [fin_NI\(\)](#), [fin_interest\(\)](#), [fin_ticker\(\)](#), [fin_valuation\(\)](#), [rad2deg\(\)](#), [umxBrownie\(\)](#)

Examples

```
# Percent needed to return to original value after 10% taken off
fin_percent(-10)
```

```
# Percent needed to return to original value after 10% added on
fin_percent(10)
```

```
# Percent needed to return to original value after 50% off 34.50
fin_percent(-50, value = 34.5)
```

fin_ticker	<i>Open a ticker in yahoo finance.</i>
------------	--

Description

Open a stock ticker, currently in yahoo finance

Usage

```
fin_ticker(ticker = "INTC")
```

Arguments

ticker A stock symbol to look up, e.g., "OXY"

Value

- Open a ticker in a finance site online

See Also

- [fin_interest\(\)](#), [fin_percent\(\)](#), [fin_NI\(\)](#)

Other Miscellaneous Functions: [deg2rad\(\)](#), [fin_JustifiedPE\(\)](#), [fin_NI\(\)](#), [fin_interest\(\)](#), [fin_percent\(\)](#), [fin_valuation\(\)](#), [rad2deg\(\)](#), [umxBrownie\(\)](#)

Examples

```
# Open $INTC in yahoo finance.
## Not run:
fin_ticker("INTC")

## End(Not run)
```

fin_valuation *Work the valuation of a company*

Description

fin_valuation uses the revenue, operating margin, expenses and PE to compute a market capitalization. Better to use a more powerful online site.

Usage

```
fin_valuation(  
  revenue = 6e+06 * 30000,  
  opmargin = 0.08,  
  expenses = 0.2,  
  PE = 30,  
  symbol = "$",  
  use = c("B", "M")  
)
```

Arguments

revenue	Revenue of the company
opmargin	Margin on operating revenue
expenses	Additional fixed costs
PE	of the company
symbol	Currency
use	reporting values in "B" (billion) or "M" (millions)

Details

Revenue is multiplied by opmargin to get a gross profit. From this the proportion specified in expenses is subtracted and the resulting earnings turned into a price via the PE

Value

- value

See Also

- [fin_interest\(\)](#), [fin_NI\(\)](#), [fin_percent\(\)](#)

Other Miscellaneous Functions: [deg2rad\(\)](#), [fin_JustifiedPE\(\)](#), [fin_NI\(\)](#), [fin_interest\(\)](#), [fin_percent\(\)](#), [fin_ticker\(\)](#), [rad2deg\(\)](#), [umxBrownie\(\)](#)

Examples

```
fin_valuation(rev=7e9, opmargin=.1, PE=33)
# Market cap = $18,480,000,000
# (Based on PE= 33, operating Income of $0.70 B, and net income =$0.56B
```

Fischbein_wt	<i>Weight data across time.</i>
--------------	---------------------------------

Description

A dataframe containing correlations of weight for 66 females measured 6 times at 6-month intervals.

Usage

```
data(Fischbein_wt)
```

Format

A 6*6 correlation matrix based on n = 66 female subjects.

Details

- Weight1: Weight at time 1 (t0)
- Weight2: Weight at time 2 (t0 + 6 months)
- Weight3: Weight at time 3 (t0 + 12 months)
- Weight4: Weight at time 4 (t0 + 18 months)
- Weight5: Weight at time 5 (t0 + 24 months)
- Weight6: Weight at time 6 (t0 + 32 months)

Created as follows:

```
Fischbein_wt = umx_read_lower(file = "", diag = TRUE, names = paste0("Weight", 1:6), ensurePD= TRUE)
1.000
0.985 1.000
0.968 0.981 1.000
0.957 0.970 0.985 1.000
0.932 0.940 0.964 0.975 1.000
0.890 0.897 0.927 0.949 0.973 1.000
```

References

Fischbein, S. (1977). Intra-pair similarity in physical growth of monozygotic and of dizygotic twins during puberty. *Annals of Human Biology*, **4**. 417-430. doi:10.1080/03014467700002401

See Also

Other datasets: [GFF](#), [docData](#), [iqdat](#), [umx](#), [us_skinfold_data](#)

Examples

```
## Not run:
data(Fischbein_wt) # load the data
str(Fischbein_wt) # data.frame
as.matrix(Fischbein_wt) # convert to matrix

## End(Not run)
```

FishersMethod

Fishers Method of combining p-values.

Description

FishersMethod implements R.A. Fisher's (1925) method for creating a meta-analytic p-value by combining a set of p-values from tests of the same hypothesis in independent samples. See also Stouffer's method for combining Z scores, which allows weighting.

Usage

```
FishersMethod(pvalues, ...)
```

Arguments

pvalues	A vector of p-values, e.g. c(.041, .183)
...	More p-values if you want to offer them up one by one instead of wrapping in a vector for pvalues

Value

- A meta-analytic p-value

References

- Fisher, R.A. (1925). *Statistical Methods for Research Workers*. Oliver and Boyd (Edinburgh). ISBN 0-05-002170-2.
- Fisher, R. A (1948). "Questions and answers #14". *The American Statistician*. **2**: 30–31. doi:10.2307/2681650.
- Stouffer, S. A. and Suchman, E. A. and DeVinney, L. C. and Star, S. A. and Williams, R. M. Jr. (1949) *The American Soldier, Vol. 1 - Adjustment during Army Life*. Princeton, Princeton University Press.

See Also

Other Miscellaneous Stats Functions: [SE_from_p\(\)](#), [geometric_mean\(\)](#), [harmonic_mean\(\)](#), [oddsratio\(\)](#), [reliability\(\)](#), [umx, umxCov2cor\(\)](#), [umxHetCor\(\)](#), [umxParan\(\)](#), [umxWeightedAIC\(\)](#), [umx_apply\(\)](#), [umx_cor\(\)](#), [umx_means\(\)](#), [umx_r_test\(\)](#), [umx_round\(\)](#), [umx_scale\(\)](#), [umx_var\(\)](#)

Examples

```
FishersMethod(c(.041, .378))
```

geometric_mean	<i>Geometric Mean</i>
----------------	-----------------------

Description

The Geometric mean is the nth-root of the product of n input values. Common uses include computing economic utility. For example, the geometric mean utility of c(1, 2, 10) is

$$(1 * 2 * 10)^{\frac{1}{3}}$$

= 2.7 not 4.3 (the arithmetic mean of utility).

Usage

```
geometric_mean(x, na.rm = c(TRUE, FALSE))
```

Arguments

x	A vector of values.
na.rm	remove NAs by default.

Value

- Geometric mean of x

References

- https://en.wikipedia.org/wiki/Geometric_mean

See Also

- [harmonic_mean\(\)](#), [mean\(\)](#)

Other Miscellaneous Stats Functions: [FishersMethod\(\)](#), [SE_from_p\(\)](#), [harmonic_mean\(\)](#), [oddsratio\(\)](#), [reliability\(\)](#), [umx, umxCov2cor\(\)](#), [umxHetCor\(\)](#), [umxParan\(\)](#), [umxWeightedAIC\(\)](#), [umx_apply\(\)](#), [umx_cor\(\)](#), [umx_means\(\)](#), [umx_r_test\(\)](#), [umx_round\(\)](#), [umx_scale\(\)](#), [umx_var\(\)](#)

Examples

```

geometric_mean(c(50, 100))

# For a given sum, geometric mean is maximised when all values are equal:
geometric_mean(c(75,75))

v = c(1, 149); c(sum(v), geometric_mean(v), mean(v), median(v))
# 150.00000 12.20656 75.00000 75.00000

# Underlying logic
sqrt(50 * 100)

# Alternate form using logs
exp(mean(log(c(50 *100))))

# Reciprocal duality
1/geometric_mean(c(100, 50))
geometric_mean(c(1/100, 1/50))

```

GFF

Twin data: General Family Functioning, divorce, and well-being.

Description

Measures of family functioning, happiness and related variables in twins, and their brothers and sisters. (see details)

Usage

```
data(GFF)
```

Format

A data frame with 1000 rows of twin-family data columns.

Details

Several scales in the data are described in van der Aa et al. (2010). General Family Functioning (GFF) refers to adolescents' evaluations general family health vs. pathology. It assesses problem solving, communication, roles within the household, affection, and control. GFF was assessed with a Dutch translation of the General Functioning sub-scale of the McMaster Family Assessment Device (FAD) (Epstein et al., 1983).

Family Conflict (FC) refers to adolescents' evaluations of the amount of openly expressed anger, aggression, and conflict among family members. Conflict sub-scale of the Family Environment Scale (FES) (Moos, 1974)

Quality of life in general (QLg) was assessed with the 10-step Cantril Ladder from best- to worst-possible life (Cantril, 1965).

- *zyg_6grp*: Six-level zygosity: MZMM, DZMM, MZFF, DZFF, DZMF, DZFM
- *zyg_2grp*: Two-level zygosity measure: 'MZ', 'DZ'
- *divorce*: Parental divorce status: 0 = No, 1 = Yes
- *sex_T1*: Sex of twin 1: 0 = "male", 1 = "female"
- *age_T1*: Age of twin 1 (years)
- *gff_T1*: General family functioning for twin 1
- *fc_T1*: Family conflict sub-scale of the FES
- *qol_T1*: Quality of life for twin 1
- *hap_T1*: General happiness for twin 1
- *sat_T1*: Satisfaction with life for twin 1
- *AD_T1*: Anxiety and Depression for twin 1
- *SOMA_T1*: Somatic complaints for twin 1
- *SOC_T1*: Social problems for twin 1
- *THOU_T1*: Thought disorder problems for twin 1
- *sex_T2*: Sex of twin 2
- *age_T2*: Age of twin 2
- *gff_T2*: General family functioning for twin 2
- *fc_T2*: Family conflict sub-scale of the FES
- *qol_T2*: Quality of life for twin 2
- *hap_T2*: General happiness for twin 2
- *sat_T2*: Satisfaction with life for twin 2
- *AD_T2*: Anxiety and Depression for twin 2
- *SOMA_T2*: Somatic complaints for twin 2
- *SOC_T2*: Social problems for twin 2
- *THOU_T2*: Thought disorder problems for twin 2
- *sex_Ta*: Sex of sib 1
- *age_Ta*: Age of sib 1
- *gff_Ta*: General family functioning for sib 1
- *fc_Ta*: Family conflict sub-scale of the FES
- *qol_Ta*: Quality of life for sib 1
- *hap_Ta*: General happiness for sib 1
- *sat_Ta*: Satisfaction with life for sib 1
- *AD_Ta*: Anxiety and Depression for sib 1
- *SOMA_Ta*: Somatic complaints for sib 1
- *SOC_Ta*: Social problems for sib 1
- *THOU_Ta*: Thought disorder problems for sib 1
- *sex_Ts*: Sex of sib 2

- *age_Ts*: Age of sib 2
- *gff_Ts*: General family functioning for sib 2
- *fc_Ts*: Family conflict sub-scale of the FES
- *qol_Ts*: Quality of life for sib 2
- *hap_Ts*: General happiness for sib 2
- *sat_Ts*: Satisfaction with life for sib 2
- *AD_Ts*: Anxiety and Depression for sib 2
- *SOMA_Ts*: Somatic complaints for sib 2
- *SOC_Ts*: Social problems for sib 2
- *THOU_Ts*: Thought disorder problems for sib 2

References

van der Aa, N., Boomsma, D. I., Rebollo-Mesa, I., Hudziak, J. J., & Bartels, M. (2010). Moderation of genetic factors by parental divorce in adolescents' evaluations of family functioning and subjective wellbeing. *Twin Research and Human Genetics*, **13**, 143-162. doi:10.1375/twin.13.2.143

See Also

Other datasets: [Fischbein_wt](#), [docData](#), [iqdat](#), [umx](#), [us_skinfold_data](#)

Examples

```
## Not run:
# Twin 1 variables (end in '_T1')
data(GFF)
umx_names(GFF, "1$") # Just variables ending in 1 (twin 1)
str(GFF) # first few rows

m1 = umxACE(selDVs= "gff", sep = "_T",
mzData = subset(GFF, zyg_2grp == "MZ"),
dzData = subset(GFF, zyg_2grp == "DZ")
)

## End(Not run)
```

ggAddR

Add a fit statistic to a ggplot

Description

Add a fit statistic to a ggplot

Usage

```
ggAddR(model, effect = NA, xloc = 8, yloc = 10)
```

Arguments

model	a statistical model which contains a fit measure.
effect	optional hard coded fit/effect.
xloc	x location of R.
yloc	y location of R.

Value

- plot

See Also

- [umxPlot\(\)](#), [umxPlotFun\(\)](#)

Other Plotting functions: [plot.MxLISRELModel\(\)](#), [plot.MxModel\(\)](#), [plot.MxModelTwinMaker\(\)](#), [umx](#), [umxPlot\(\)](#), [umxPlotACE\(\)](#), [umxPlotACEcov\(\)](#), [umxPlotACEv\(\)](#), [umxPlotCP\(\)](#), [umxPlotDoC\(\)](#), [umxPlotFun\(\)](#), [umxPlotGxE\(\)](#), [umxPlotGxEbiv\(\)](#), [umxPlotIP\(\)](#), [umxPlotSexLim\(\)](#), [umxPlotSimplex\(\)](#)

Examples

```
## Not run:
m1 = lm(mpg ~ wt, data = mtcars)
p = ggplot2::ggplot(data = mtcars, aes(x = wt, y = mpg))+ geom_point() +geom_smooth()+
ggAddR(m1, effect = NA, xloc=2, yloc= 10); p

## End(Not run)
```

harmonic_mean

Harmonic Mean

Description

The harmonic mean is the reciprocal of the arithmetic mean of the reciprocals of the input values. Common uses include computing the mean of ratios, for instance the average P/E ratio in a portfolio. Also it is the correct mean for averaging speeds weighted for distance.

Usage

```
harmonic_mean(x, weights = NULL, na.rm = c(TRUE, FALSE))
```

Arguments

x	A vector of values to take the harmonic mean for
weights	Optional vector of weights.
na.rm	remove NAs (default = TRUE).

Value

- Harmonic mean of x

References

- https://en.wikipedia.org/wiki/Harmonic_mean

See Also

- [geometric_mean\(\)](#), [aggregate\(\)](#)

Other Miscellaneous Stats Functions: [FishersMethod\(\)](#), [SE_from_p\(\)](#), [geometric_mean\(\)](#), [oddsratio\(\)](#), [reliability\(\)](#), [umx](#), [umxCov2cor\(\)](#), [umxHetCor\(\)](#), [umxParan\(\)](#), [umxWeightedAIC\(\)](#), [umx_apply\(\)](#), [umx_cor\(\)](#), [umx_means\(\)](#), [umx_r_test\(\)](#), [umx_round\(\)](#), [umx_scale\(\)](#), [umx_var\(\)](#)

Examples

```
# Harmonic means are suitable for ratios
tmp = c(33/1, 23/1)
harmonic_mean(tmp)

geometric_mean(tmp)
mean(tmp)

# Example with weights
harmonic_mean(c(33/1, 23/1), weights= c(.2, .8))
# If Jack travels outbound at 1 mph, and returns at 10 miles an hour, what is his average speed?
harmonic_mean(c(1,10)) # 1.81 mph
```

install.OpenMx

Install OpenMx, with choice of builds

Description

You can install OpenMx, including the latest NPSOL-enabled build of OpenMx. Options are:

1. "NPSOL": Install from our repository (default): This is where we maintain binaries supporting parallel processing and NPSOL.
2. "travis": Install the latest travis built (MacOS only).
3. "CRAN": Install from CRAN.
4. "open travis build page": Open the list of travis builds in a browser window.

Usage

```
install.OpenMx(  
  loc = c("NPSOL", "travis", "CRAN", "open travis build page", "UVa"),  
  url = NULL,  
  lib,  
  repos = getOption("repos")  
)
```

Arguments

loc	Version to get default is "NPSOL". "travis" (latest build),CRAN, list of builds.
url	Custom URL. On Mac, set this to "Finder" and the package selected in the Finder will be installed.
lib	Where to install the package.
repos	Which repository to use (ignored currently).

Value

None

References

- <https://github.com/tbates/umx>, <https://tbates.github.io>

See Also

[umxVersion\(\)](#)

Other Miscellaneous Utility Functions: [libs\(\)](#), [qm\(\)](#), [umx](#), [umxLav2RAM\(\)](#), [umxModelNames\(\)](#), [umxRAM2Lav\(\)](#), [umxVersion\(\)](#), [umx_array_shift\(\)](#), [umx_find_object\(\)](#), [umx_lower.tri\(\)](#), [umx_msg\(\)](#), [umx_open_CRAN_page\(\)](#), [umx_pad\(\)](#), [umx_print\(\)](#)

Examples

```
## Not run:  
install.OpenMx() # gets the NPSOL version  
install.OpenMx("NPSOL") # gets the NPSOL version explicitly  
install.OpenMx("CRAN") # Get the latest CRAN version  
install.OpenMx("open travis build page") # Open web page of travis builds  
  
## End(Not run)
```

iqdat

Twin data: IQ measured longitudinally across 4 ages.

Description

Measures of IQ across four ages in 261 pairs of identical twins and 301 pairs of fraternal (DZ) twins. (see details). It is used as data for the [umxSimplex()] examples.

Usage

```
data(iqdat)
```

Format

A data frame with 562 rows (twin families). Nine measures on each twin.

Details

- zygosity Zygoty (MZ or DZ)
- IQ_age1_T1 T1 IQ measured at age 1
- IQ_age2_T1 T1 IQ measured at age 2
- IQ_age3_T1 T1 IQ measured at age 3
- IQ_age4_T1 T1 IQ measured at age 4
- IQ_age1_T2 T2 IQ measured at age 1
- IQ_age2_T2 T2 IQ measured at age 2
- IQ_age3_T2 T2 IQ measured at age 3
- IQ_age4_T2 T2 IQ measured at age 4

References

Boomsma, D. I., Martin, N. G., & Molenaar, P. C. (1989). Factor and simplex models for repeated measures: application to two psychomotor measures of alcohol sensitivity in twins. *Behavior Genetics*, *19*, 79-96. Retrieved from <<https://www.ncbi.nlm.nih.gov/pubmed/2712815>>

See Also

[umxSimplex()]

Other datasets: [Fischbein_wt](#), [GFF](#), [docData](#), [umx](#), [us_skinfold_data](#)

Examples

```
## Not run:
data(iqdat)
str(iqdat)
par(mfrow = c(1, 3)) # 1 rows and 3 columns
plot(IQ_age4_T1 ~ IQ_age4_T2, ylim = c(50, 150), data = subset(iqdat, zygotity == "MZ"))
plot(IQ_age4_T1 ~ IQ_age4_T2, ylim = c(50, 150), data = subset(iqdat, zygotity == "DZ"))
plot(IQ_age1_T1 ~ IQ_age4_T2, data = subset(iqdat, zygotity == "MZ"))
par(mfrow = c(1, 1)) # back to as it was

## End(Not run)
```

libs	<i>load libraries</i>
------	-----------------------

Description

libs allows loading multiple libraries in one call

Usage

```
libs(..., force.update = FALSE)
```

Arguments

...	library names as strings, e.g. "pwr"
force.update	install.package even if present (to get new version) FALSE

Value

- nothing.

See Also

- [library\(\)](#), [install.packages\(\)](#), [remove.packages\(\)](#)

Other Miscellaneous Utility Functions: [install.OpenMx\(\)](#), [qm\(\)](#), [umx](#), [umxLav2RAM\(\)](#), [umxModelNames\(\)](#), [umxRAM2Lav\(\)](#), [umxVersion\(\)](#), [umx_array_shift\(\)](#), [umx_find_object\(\)](#), [umx_lower.tri\(\)](#), [umx_msg\(\)](#), [umx_open_CRAN_page\(\)](#), [umx_pad\(\)](#), [umx_print\(\)](#)

Examples

```
## Not run:
libs("umx", "OpenMx", "car")
libs("umx", c("OpenMx", "car"))
remove.packages()

## End(Not run)
```

loadings	<i>loadings</i> Generic loadings function to extract factor loadings from exploratory or confirmatory factor analyses.
----------	--

Description

See [loadings.MxModel](#) to access the loadings of OpenMx EFA models.

Usage

```
loadings(x, ...)
```

Arguments

x	an object from which to get loadings
...	additional parameters

Details

Base [loadings](#) handles [factanal\(\)](#) objects.

Value

- matrix of loadings

References

- <https://tbates.github.io>, <https://github.com/tbates/umx>

See Also

Other Reporting functions: [RMSEA\(\)](#), [RMSEA.MxModel\(\)](#), [RMSEA.summary.mxmodel\(\)](#), [extractAIC.MxModel\(\)](#), [loadings.MxModel\(\)](#), [residuals.MxModel\(\)](#), [tmx_show\(\)](#), [tmx_show.MxMatrix\(\)](#), [umxCI\(\)](#), [umxCI_boot\(\)](#), [umxConfint\(\)](#), [umxExpCov\(\)](#), [umxExpMeans\(\)](#), [umxFitIndices\(\)](#), [umxRotate\(\)](#)

loadings.MxModel	<i>Extract factor loadings from an EFA (factor analysis).</i>
------------------	---

Description

loadings extracts the factor loadings from an EFA (factor analysis) model. It behaves equivalently to `stats::loadings`, returning the loadings from an EFA (factor analysis). However it does not store the rotation matrix.

Usage

```
## S3 method for class 'MxModel'
loadings(x, ...)
```

Arguments

```
x          A RAM model from which to get loadings.
...        Other parameters (currently unused)
```

Value

- loadings matrix

References

- <https://github.com/tbates/umx>, <https://tbates.github.io>

See Also

- [factanal\(\)](#), [loadings\(\)](#)

Other Reporting functions: [RMSEA\(\)](#), [RMSEA.MxModel\(\)](#), [RMSEA.summary.mxmodel\(\)](#), [extractAIC.MxModel\(\)](#), [loadings\(\)](#), [residuals.MxModel\(\)](#), [tmx_show\(\)](#), [tmx_show.MxMatrix\(\)](#), [umxCI\(\)](#), [umxCI_boot\(\)](#), [umxConfint\(\)](#), [umxExpCov\(\)](#), [umxExpMeans\(\)](#), [umxFitIndices\(\)](#), [umxRotate\(\)](#)

Examples

```
## Not run:
myVars = c("mpg", "disp", "hp", "wt", "qsec")
m1 = umxEFA(name = "test", factors = 2, data = mtcars[, myVars])
loadings(m1)

## End(Not run)
```

noNAs

Succinctly select complete rows from a dataframe

Description

Succinctly select complete rows from a dataframe.

Usage

```
noNAs(df, rows = NULL, cols = NULL, drop = TRUE)
```

Arguments

df	an <code>data.frame()</code> to select on
rows	Rows to keep (optional, incomplete rows still discarded)
cols	Cols to keep
drop	Whether to return a vector when only 1 column is selected (default TRUE)

Value

- Complete rows and (optionally) selected columns

See Also

Other Data Functions: `prolific_anonymize()`, `prolific_check_ID()`, `prolific_read_demog()`, `umx`, `umxFactor()`, `umxHetCor()`, `umx_as_numeric()`, `umx_cont_2_quantiles()`, `umx_lower2full()`, `umx_make_MR_data()`, `umx_make_TwinData()`, `umx_make_fake_data()`, `umx_make_raw_from_cov()`, `umx_merge_randomized_columns()`, `umx_polychoric()`, `umx_polypairwise()`, `umx_polytriowise()`, `umx_read_lower()`, `umx_rename()`, `umx_reorder()`, `umx_score_scale()`, `umx_select_valid()`, `umx_stack()`, `umx_strings2numeric()`

Examples

```
tmp = mtcars
tmp[2,1] = NA
noNAs(tmp, cols="mpg")
noNAs(tmp, cols="mpg", drop = FALSE)
noNAs(tmp) # no Mazda RX4 Wag
```

oddsratio

Compute odds ratio (OR)

Description

Returns the odds in each group, and the odds ratio. Takes the cases (n) and total N as a list of two numbers for each of two groups.

Usage

```
oddsratio(grp1 = c(n = 3, N = 10), grp2 = c(n = 1, N = 10), alpha = 0.05)
```

Arguments

grp1	either odds for group 1, or cases and total N , e.g c(n=3, N=10)
grp2	either odds for group 2, or cases and total N , e.g c(n=1, N=20)
alpha	for CI (default = 0.05)

Details

Returns a list of odds1, odds2, and OR + CI. Has a pretty-printing method so displays as:

```
Group 1 odds = 0.43
Group 2 odds = 0.11
      OR = 3.86 CI95[0.160, 3.64]
```

Value

- List of odds in group 1 and group2, and the resulting OR and CI

References

- <https://stats.oarc.ucla.edu/r/dae/logit-regression/>, <https://tbates.github.io>

See Also

- [umx_r_test\(\)](#)

Other Miscellaneous Stats Functions: [FishersMethod\(\)](#), [SE_from_p\(\)](#), [geometric_mean\(\)](#), [harmonic_mean\(\)](#), [reliability\(\)](#), [umx](#), [umxCov2cor\(\)](#), [umxHetCor\(\)](#), [umxParan\(\)](#), [umxWeightedAIC\(\)](#), [umx_apply\(\)](#), [umx_cor\(\)](#), [umx_means\(\)](#), [umx_r_test\(\)](#), [umx_round\(\)](#), [umx_scale\(\)](#), [umx_var\(\)](#)

Examples

```
oddsratio(grp1 = c(1, 10), grp2 = c(3, 10))
oddsratio(grp1 = 0.111, grp2 = 0.429)
oddsratio(grp1 = c(3, 10), grp2 = c(1, 10))
oddsratio(grp1 = c(3, 10), grp2 = c(1, 10), alpha = .01)
```

plot.MxLISRELModel *Create and display a graphical path diagram for a LISREL model.*

Description

plot.MxLISRELModel produces SEM diagrams using [[DiagrammeR::DiagrammeR\(\)](#)] to create the image.

Usage

```
## S3 method for class 'MxLISRELModel'
plot(
  x = NA,
  std = FALSE,
  fixed = TRUE,
  means = TRUE,
  digits = 2,
```

```

file = "name",
labels = c("none", "labels", "both"),
resid = c("circle", "line", "none"),
strip_zero = TRUE,
...
)

```

Arguments

x	A LISREL <code>OpenMx::mxModel()</code> from which to make a path diagram
std	Whether to standardize the model (default = FALSE).
fixed	Whether to show fixed paths (defaults to TRUE)
means	Whether to show means or not (default = TRUE)
digits	The number of decimal places to add to the path coefficients
file	The name of the dot file to write: NA = none; "name" = use the name of the model
labels	Whether to show labels on the paths. both will show both the parameter and the label. ("both", "none" or "labels")
resid	How to show residuals and variances default is "circle". Options are "line" & "none"
strip_zero	Whether to strip the leading "0" and decimal point from parameter estimates (default = TRUE)
...	Optional parameters

Details

Note: By default, plots open in your browser (or plot pane if using RStudio).

Opening in an external editor/app

The underlying format is graphviz. If you use `umx_set_plot_format("graphviz")`, figures will open in a graphviz helper app (if installed). If you use graphviz, we try and use that app, but YOU HAVE TO INSTALL IT!

On MacOS, you may need to associate the '.gv' extension with your graphviz app. Find the .gv file made by plot, get info (cmd-I), then choose "open with", select graphviz.app (or OmniGraffle professional), then set "change all".

The commercial application "OmniGraffle" is great for editing these images.

References

- <https://github.com/tbates/umx>, [https://en.wikipedia.org/wiki/DOT_\(graph_description_language\)](https://en.wikipedia.org/wiki/DOT_(graph_description_language))

See Also

- [umx_set_plot_format\(\)](#), [umx_set_auto_plot\(\)](#), [umx_set_plot_format\(\)](#), [plot.MxModel\(\)](#), [umxPlotACE\(\)](#), [umxPlotCP\(\)](#), [umxPlotIP\(\)](#), [umxPlotGxE\(\)](#)

Other Plotting functions: [ggAddR\(\)](#), [plot.MxModel\(\)](#), [plot.MxModelTwinMaker\(\)](#), [umx](#), [umxPlot\(\)](#), [umxPlotACE\(\)](#), [umxPlotACEcov\(\)](#), [umxPlotACEv\(\)](#), [umxPlotCP\(\)](#), [umxPlotDoC\(\)](#), [umxPlotFun\(\)](#), [umxPlotGxE\(\)](#), [umxPlotGxEbiv\(\)](#), [umxPlotIP\(\)](#), [umxPlotSexLim\(\)](#), [umxPlotSimplex\(\)](#)

Examples

```
# plot()
# TODO get LISREL example model
# Figure out how to map its matrices to plot. Don't do without establishing demand.
```

plot.MxModel	<i>Create and display a graphical path diagram for a model.</i>
--------------	---

Description

[plot\(\)](#) produces SEM diagrams in graphviz format, and relies on [DiagrammeR::DiagrammeR\(\)](#) to create the image.

Usage

```
## S3 method for class 'MxModel'
plot(
  x = NA,
  std = FALSE,
  fixed = TRUE,
  means = TRUE,
  digits = 2,
  file = "name",
  labels = c("none", "labels", "both"),
  resid = c("circle", "line", "none"),
  strip_zero = FALSE,
  splines = c("TRUE", "FALSE", "compound", "ortho", "polyline"),
  min = NULL,
  same = NULL,
  max = NULL,
  ...
)
```

Arguments

x	An OpenMx::mxModel() from which to make a path diagram
std	Whether to standardize the model (default = FALSE).
fixed	Whether to show fixed paths (defaults to TRUE)

means	Whether to show means or not (default = TRUE)
digits	The number of decimal places to add to the path coefficients
file	The name of the dot file to write: NA = none; "name" = use the name of the model
labels	Whether to show labels on the paths. "none", "labels", or "both" (parameter + label).
resid	How to show residuals and variances default is "circle". Options are "line" & "none"
strip_zero	Whether to strip the leading "0" and decimal point from parameter estimates (default = FALSE)
splines	Whether to allow lines to curve: defaults to "TRUE" (nb: some models look better with "FALSE")
min	optional list of objects to group at the top of the plot. Default (NULL) chooses automatically.
same	optional list of objects to group at the same rank in the plot. Default (NULL) chooses automatically.
max	optional list of objects to group at the bottom of the plot. Default (NULL) chooses automatically.
...	Optional parameters

Details

Note: `DiagrammeR::DiagrammeR()` is supported out of the box. By default, plots open in your browser. Other options include pdf SVG etc.

If you use `umx_set_plot_format("graphviz")`, graphs will open in a graphviz helper app (if installed).

The commercial application “OmniGraffle” is great for editing these images. On unix and windows, `plot()` will create a pdf and open it in your default pdf reader.

If you use graphviz, we try and use that app, but YOU HAVE TO INSTALL IT!

MacOS note: On Mac, we will try and open an app: you may need to associate the ‘.gv’ extension with the graphviz app. Find the .gv file made by plot, get info (cmd-I), then choose “open with”, select graphviz.app (or OmniGraffle professional), then set “change all”.

References

- <https://github.com/tbates/umx>, [https://en.wikipedia.org/wiki/DOT_\(graph_description_language\)](https://en.wikipedia.org/wiki/DOT_(graph_description_language))

See Also

- `umx_set_plot_format()`, `plot.MxModel()`, `umxPlotACE()`, `umxPlotCP()`, `umxPlotIP()`, `umxPlotGxE()`

Other Plotting functions: `ggAddR()`, `plot.MxLISRELModel()`, `plot.MxModelTwinMaker()`, `umx`, `umxPlot()`, `umxPlotACE()`, `umxPlotACEcov()`, `umxPlotACEv()`, `umxPlotCP()`, `umxPlotDoC()`, `umxPlotFun()`, `umxPlotGxE()`, `umxPlotGxEbiv()`, `umxPlotIP()`, `umxPlotSexLim()`, `umxPlotSimplex()`

Examples

```

## Not run:
require(umx)
data(demoOneFactor)
manifests = names(demoOneFactor)
m1 = umxRAM("One Factor", data = demoOneFactor, type = "cov",
  umxPath("G", to = manifests),
  umxPath(var = manifests),
  umxPath(var = "G", fixedAt = 1)
)
plot(m1)
plot(m1, std = TRUE, resid = "line", digits = 3, strip_zero = FALSE)

# =====
# = With a growth model, demonstrate splines= false to force =
# = straight lines, and move "rank" of intercept object      =
# =====

m1 = umxRAM("grow", data = myGrowthMixtureData,
  umxPath(var = manifests, free = TRUE),
  umxPath(means = manifests, fixedAt = 0),
  umxPath(v.m. = c("int", "slope")),
  umxPath("int", with = "slope"),
  umxPath("int", to = manifests, fixedAt = 1),
  umxPath("slope", to = manifests, arrows = 1, fixedAt = c(0,1,2,3,4))
)

plot(m1, means=FALSE, strip=TRUE, splines="FALSE", max="int")

## End(Not run) # end dontrun

```

plot.MxModelTwinMaker *Create and display a graphical path diagram for a path-based twin model.*

Description

Assumes the model has a group called "MZ" inside.

Usage

```

## S3 method for class 'MxModelTwinMaker'
plot(
  x = NA,
  std = FALSE,
  fixed = TRUE,
  means = TRUE,
  oneTwin = TRUE,

```

```

sep = "_T",
digits = 2,
file = "name",
labels = c("none", "labels", "both"),
resid = c("circle", "line", "none"),
strip_zero = FALSE,
splines = TRUE,
min = NULL,
same = NULL,
max = NULL,
...
)

```

Arguments

x	A <code>umxTwinMaker()</code> model from which to make a path diagram
std	Whether to standardize the model (default = FALSE)
fixed	Whether to show fixed paths (defaults to TRUE)
means	Whether to show means or not (default = TRUE)
oneTwin	(whether to plot a pair of twins, or just one (default = TRUE))
sep	The separator for twin variables ("_T")
digits	The number of decimal places to add to the path coefficients
file	The name of the dot file to write: NA = none; "name" = use the name of the model
labels	Whether to show labels on the paths. "none", "labels", or "both" (parameter + label).
resid	How to show residuals and variances default is "circle". Options are "line" & "none"
strip_zero	Whether to strip the leading "0" and decimal point from parameter estimates (default = FALSE)
splines	Whether to allow lines to curve: defaults to TRUE (nb: some models look better with FALSE)
min	optional list of objects to group at the top of the plot. Default (NULL) chooses automatically.
same	optional list of objects to group at the same rank in the plot. Default (NULL) chooses automatically.
max	optional list of objects to group at the bottom of the plot. Default (NULL) chooses automatically.
...	Optional parameters

Details

If you use `umx_set_plot_format("graphviz")`, they will open in a graphviz helper app (if installed). The commercial application “OmniGraffle” is great for editing these images. On unix and windows, `plot()` will create a pdf and open it in your default pdf reader.

See Also

- [umx_set_plot_format\(\)](#), [plot.MxModel\(\)](#), [umxPlotACE\(\)](#), [umxPlotCP\(\)](#), [umxPlotIP\(\)](#), [umxPlotGxE\(\)](#)

Other Plotting functions: [ggAddr\(\)](#), [plot.MxLISRELModel\(\)](#), [plot.MxModel\(\)](#), [umx](#), [umxPlot\(\)](#), [umxPlotACE\(\)](#), [umxPlotACEcov\(\)](#), [umxPlotACEcov\(\)](#), [umxPlotACEv\(\)](#), [umxPlotCP\(\)](#), [umxPlotDoC\(\)](#), [umxPlotFun\(\)](#), [umxPlotGxE\(\)](#), [umxPlotGxEbiv\(\)](#), [umxPlotIP\(\)](#), [umxPlotSexLim\(\)](#), [umxPlotSimplex\(\)](#)

Examples

```
## Not run:
require(umx)
#
# =====
# = Make an ACE model =
# =====
# 1. Clean data: Add separator and scale
data(twinData)
tmp = umx_make_twin_data_nice(data=twinData, sep="", zygosity="zygosity", numbering=1:2)
tmp = umx_scale_wide_twin_data(varsToScale= c("wt", "ht"), sep= "_T", data= tmp)
mzData = subset(tmp, zygosity %in% c("MZFF", "MZMM"))
dzData = subset(tmp, zygosity %in% c("DZFF", "DZMM"))

# 2. Define paths: You only need the paths for one person:
paths = c(
  umxPath(v1m0 = c("a1", 'c1', "e1")),
  umxPath(means = c("wt")),
  umxPath(c("a1", 'c1', "e1"), to = "wt", values=.2)
)
m1 = umxTwinMaker("test", paths, mzData = mzData, dzData= dzData)
plot(m1, std= TRUE, means= FALSE)
plot(m1, means=FALSE, std=TRUE, strip=TRUE, splines="FALSE", max="intercept")

## End(Not run) # end dontrun

# =====
# = An ACEv model =
# =====
# Not complete

paths = c(
  umxPath(v1m0 = c("A1", 'C1', "E1")),
  umxPath(v1m0 = c("A2", 'C2', "E2")),
  umxPath(v.m0 = c("l1", 'l2')),
  umxPath(v.m. = c("wt", "ht")),
  umxPath(c("A1", 'C1', "E1"), to = "l1", values= .2),
  umxPath(c("A2", 'C2', "E2"), to = "l2", values= .2),
  umxPath(c("l1", 'l2'), to = c("wt", "ht"), values= .2)
)
```

plot.percent	<i>Plot a percent change graph</i>
--------------	------------------------------------

Description

Plot method for "percent" objects: e.g. `fin_percent()`.

Usage

```
## S3 method for class 'percent'
plot(x, ...)
```

Arguments

x	percent object.
...	further arguments passed to or from other methods.

Value

- invisible

See Also

- `fin_percent()`

Examples

```
# Percent needed to return to original value after 10% off
fin_percent(-10)
# Percent needed to return to original value after 10% on
tmp = fin_percent(10)
plot(tmp)

# Percent needed to return to original value after 50% off 34.50
fin_percent(-50, value = 34.5, logY = FALSE)
```

power.ACE.test	<i>Test the power of an ACE model to detect paths of interest.</i>
----------------	--

Description

`power.ACE.test` simulates a univariate ACE model. It computes power to detect dropping one or more paths (a, c, or a after dropping c), specified in `drop=`.

The interface and functionality of this service are experimental and subject to change.

Usage

```
power.ACE.test(
  AA = 0.5,
  CC = 0,
  EE = NULL,
  DD = NULL,
  update = c("a", "c", "a_after_dropping_c", "d"),
  value = 0,
  n = NULL,
  MZ_DZ_ratio = 1,
  sig.level = 0.05,
  power = 0.8,
  method = c("ncp", "empirical"),
  search = FALSE,
  tryHard = c("yes", "no", "ordinal", "search"),
  digits = 2,
  optimizer = NULL,
  nSim = 4000
)
```

Arguments

AA	Additive genetic variance (Default .5)
CC	Shared environment variance (Default 0)
EE	Unique environment variance. Leave NULL (default) to compute an amount summing to 1.
DD	Dominance Is set (default= NULL) compute an ADE rather than ACE model (DZr=.25)
update	Component to drop (Default "a", i.e., drop a)
value	Value to set dropped path to (Default 0)
n	If provided, solve at the given number of MZ+DZ pairs (Default NULL)
MZ_DZ_ratio	MZ pairs per DZ pair (Default 1 = equal numbers.)
sig.level	alpha (p-value) Default = 0.05
power	Default = .8 (80 percent power, equal to 1 - Type II rate)
method	How to estimate power: Default = use non-centrality parameter ("ncp"). Alternative is "empirical"
search	Whether to return a search across power or just a point estimate (Default FALSE = point)
tryHard	Whether to tryHard to find a solution (default = "yes", alternatives are "no"...))
digits	Rounding for reporting parameters (default 2)
optimizer	If set, will switch the optimizer.
nSim	Total number of pairs to simulate in the models (default = 4000)

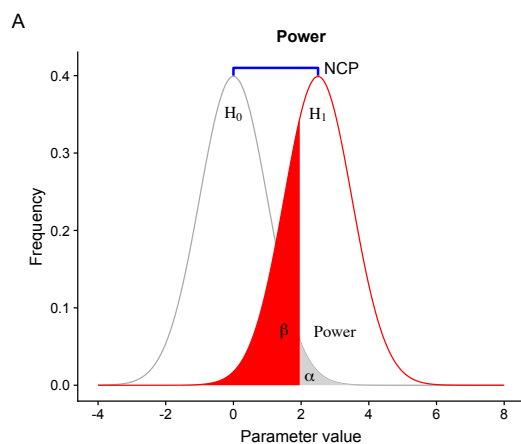
Details

Statistical power is the proportion of studies that, over the long run, one should expect to yield a statistically significant result given certain study characteristics such as sample size (N), the expected effect size (β), and the criterion for statistical significance (α).

(with $nMZpairs = 2000$ and $MZ_DZ_ratio * nMZpairs$ DZ twins.

A typical target for power is 80%. Much as the accepted critical p-value is .05, this has emerged as a trade off, in this case of resources required for more powerful studies against the cost of missing a true effect. People interested in truth discourage running studies with low power: A study with 20 percent power will fail to detect real effects 80% of the time. But even with zero power, the Type-I error rate remains a nominal 5% (and with any researcher degrees of freedom, perhaps much more than that). Low powered research, then, fails to detect true effects, and generates support for random false theories about as often. This sounds silly, but empirical rates are often as low as 20% (Button, et al., 2013).

Illustration of α , β , and power ($1-\beta$):



Value

`OpenMx::mxPower()` object

References

- Visscher, P.M., Gordon, S., Neale, M.C. (2008). Power of the classical twin design revisited: II detection of common environmental variance. *Twin Res Hum Genet*, **11**: 48-54. doi:10.1375/twin.11.1.48.
- Button, K. S., Ioannidis, J. P., Mokrysz, C., Nosek, B. A., Flint, J., Robinson, E. S., and Munafo, M. R. (2013). Power failure: why small sample size undermines the reliability of neuroscience. *Nature Reviews Neuroscience*, **14**, 365-376. doi:10.1038/nrn3475

See Also

- `umxPower()`, `OpenMx::mxPower()`, `umxACE()`

Other Twin Modeling Functions: `umx`, `umxACE()`, `umxACEcov()`, `umxACEv()`, `umxCp()`, `umxDiffMZ()`, `umxDiscTwin()`, `umxDoC()`, `umxDoCp()`, `umxGxE()`, `umxGxE_window()`, `umxGxEbiv()`, `umxIP()`,

```

umxMRDoC(), umxReduce(), umxReduceACE(), umxReduceGxE(), umxRotate.MxModelCP(), umxSexLim(),
umxSimplex(), umxSummarizeTwinData(), umxSummaryACE(), umxSummaryACEv(), umxSummaryDoC(),
umxSummaryGxEbiv(), umxSummarySexLim(), umxSummarySimplex(), umxTwinMaker()

```

Examples

```

# =====
# = N for .8 power to detect a^2 = .5 equal MZ and DZ =
# =====
power.ACE.test(AA = .5, CC = 0, update = "a")
# Suggests n = 84 MZ and 94 DZ pairs.

## Not run:
# =====
# = Show power across range of N =
# =====
power.ACE.test(AA= .5, CC= 0, update = "a", search = TRUE)

# Salutory note: You need well fitting models with correct betas in the data
# for power to be valid.
# tryHard helps ensure this, as does the default nSim= 4000 pair data.
# Power is important to get right, so I recommend using tryHard = "yes" (the default)

# =====
# = Power to detect C =
# =====

# 102 of each of MZ and DZ pairs for 80% power (default).
power.ACE.test(AA= .5, CC= .3, update = "c")

# =====
# = Set 'a' to a fixed, but non-zero value =
# =====

power.ACE.test(update= "a", value= sqrt(.2), AA= .5, CC= 0)

# =====
# = Drop More than one parameter (A & C) =
# =====
# E vs AE: the hypothesis that twins show no familial similarity.
power.ACE.test(update = "a_after_dropping_c", AA= .5, CC= .3)

# =====
# = More power to detect A > 0 when more C present =
# =====

power.ACE.test(update = "a", AA= .5, CC= .0)
power.ACE.test(update = "a", AA= .5, CC= .3)

# =====
# = More power to detect C > 0 when more A present? =
# =====

```

```

power.ACE.test(update = "c", AA= .0, CC= .5)
power.ACE.test(update = "c", AA= .3, CC= .5)

# =====
# = Power with more DZs or more MZs =
# =====

# Power about the same: total pairs with 2 MZs per DZ
power.ACE.test(MZ_DZ_ratio= 2/1, update= "a", AA= .3, CC= 0, method="ncp", tryHard="yes")
power.ACE.test(MZ_DZ_ratio= 1/2, update= "a", AA= .3, CC= 0, method="ncp", tryHard="yes")
power.ACE.test(update= "a", AA= .3, CC= 0, method="ncp", tryHard="yes")

# =====
# = Compare ncp and empirical methods =
# =====

power.ACE.test(update= "a", AA= .5, CC= 0, method = "ncp")
# method = "ncp": For 80% power, you need 166 MZ and 166 DZ pairs
power.ACE.test(update= "a", AA= .5, CC= 0, method= "empirical")
# method= "empirical": For 80% power, you need 154 MZ and 154 DZ pairs

# =====
# = Show off options =
# =====
# 1. tryHard

power.ACE.test(update = "a", AA= .5, CC= 0, tryHard= "no")

# 2. toggle optimizer

power.ACE.test(update= "a", AA= .5, CC= 0, optimizer= "SLSQP")

# 3. You can raise or lower the number of pairs used in the true model
#    by varying nSim (twin pairs in the simulated data).

power.ACE.test(update = "a", AA= .5, CC= 0, nSim= 20)

## End(Not run)

```

```
print.oddsratio      Print a scale "oddsratio" object
```

Description

Print method for the `oddsratio()` function.

Usage

```
## S3 method for class 'oddsratio'
print(x, digits = 3, ...)
```

Arguments

x A `oddsratio()` result.
 digits The rounding precision.
 ... further arguments passed to or from other methods.

Value

- invisible `oddsratio` object (x).

See Also

- `print()`, `oddsratio()`,

Examples

```
oddsratio(grp1 = c(1, 10), grp2 = c(3, 10))
oddsratio(grp1 = c(3, 10), grp2 = c(1, 10))
oddsratio(grp1 = c(3, 10), grp2 = c(1, 10), alpha = .01)
```

print.percent	<i>Print a percent object</i>
---------------	-------------------------------

Description

Print method for "percent" objects: e.g. `fin_percent()`.

Usage

```
## S3 method for class 'percent'
print(x, ...)
```

Arguments

x percent object.
 ... further arguments passed to or from other methods.

Value

- invisible

See Also

- `fin_percent()`

Examples

```
# Percent needed to return to original value after 10% off
fin_percent(-10)
# Percent needed to return to original value after 10% on
fin_percent(10)

# Percent needed to return to original value after 50% off 34.50
fin_percent(-50, value = 34.5)
```

```
print.reliability      Print a scale "reliability" object
```

Description

Print method for the `reliability()` function.

Usage

```
## S3 method for class 'reliability'
print(x, digits = 4, ...)
```

Arguments

<code>x</code>	A <code>reliability()</code> result.
<code>digits</code>	The rounding precision.
<code>...</code>	further arguments passed to or from other methods

Value

- invisible reliability object (`x`)

See Also

- `print()`, `reliability()`,

Examples

```
# treat vehicle aspects as items of a test
data(mtcars)
reliability(cov(mtcars))
```

print.RMSEA	<i>Print a RMSEA object</i>
-------------	-----------------------------

Description

Print method for "RMSEA" objects: e.g. [RMSEA\(\)](#).

Usage

```
## S3 method for class 'RMSEA'  
print(x, ...)
```

Arguments

x	RMSEA object.
...	further arguments passed to or from other methods.

Value

- invisible

See Also

- [RMSEA\(\)](#), [print\(\)](#)

Examples

```
## Not run:  
data(demoOneFactor)  
manifests = names(demoOneFactor)  
  
m1 = umxRAM("One Factor", data = demoOneFactor, type= "cov",  
  umxPath("G", to = manifests),  
  umxPath(var = manifests),  
  umxPath(var = "G", fixedAt = 1.0)  
  )  
tmp = summary(m1)  
RMSEA(tmp)  
  
## End(Not run)
```

prolific_anonymize *Clean up a prolific file for sharing by removing anonymity-compromising columns.*

Description

prolific.ac IDs and other columns like IP and lat/long might compromise subject anonymity when shared. `prolific_anonymize` replaces PIDs with a simple numeric sequence, preserving repeated measures in long data, and removing other columns. You can delete additional columns by adding them to `extraColumns`. It is ideal for use when sharing data to <https://researchbox.org> which enforces anonymization.

Usage

```
prolific_anonymize(
  df = NULL,
  PID = "PID",
  extraColumns = NA,
  baseOffset = 10000
)
```

Arguments

<code>df</code>	Existing datafile to anonymize.
<code>PID</code>	The prolific ID col name to anonymize
<code>extraColumns</code>	Any extra columns to delete (default NA)
<code>baseOffset</code>	The numeric to start renumbering PIDs from (default = 1e4)

Value

- [\[data.frame\]](#)

References

- <https://github.com/tbates/umx>, <https://tbates.github.io>

See Also

- [prolific_check_ID\(\)](#), [prolific_read_demog\(\)](#), [umx_merge_randomized_columns\(\)](#)

Other Data Functions: [noNAs\(\)](#), [prolific_check_ID\(\)](#), [prolific_read_demog\(\)](#), [umx](#), [umxFactor\(\)](#), [umxHetCor\(\)](#), [umx_as_numeric\(\)](#), [umx_cont_2_quantiles\(\)](#), [umx_lower2full\(\)](#), [umx_make_MR_data\(\)](#), [umx_make_TwinData\(\)](#), [umx_make_fake_data\(\)](#), [umx_make_raw_from_cov\(\)](#), [umx_merge_randomized_columns\(\)](#), [umx_polychoric\(\)](#), [umx_polypairwise\(\)](#), [umx_polytriowise\(\)](#), [umx_read_lower\(\)](#), [umx_rename\(\)](#), [umx_reorder\(\)](#), [umx_score_scale\(\)](#), [umx_select_valid\(\)](#), [umx_stack\(\)](#), [umx_strings2numeric\(\)](#)

Examples

```
## Not run:
tmp = prolific_anonymize(df, PID = "PID")

## End(Not run)
```

prolific_check_ID *Return PIDs in df*

Description

Participants may time-out on Prolific, but still complete on Qualtrics. This identifies them.

Usage

```
prolific_check_ID(IDs, df, IDcol = "PROLIFIC_PID")
```

Arguments

IDs	Timed-out (or other) IDs to look for.
df	to search.
IDcol	Name of prolific ID column (default PROLIFIC_PID)

Value

- list of IDs in the dataframe

See Also

- [prolific_read_demog()], [prolific_anonymize()], [umx_merge_randomized_columns()] # [prolific_check_ID()]

Other Data Functions: [noNAs\(\)](#), [prolific_anonymize\(\)](#), [prolific_read_demog\(\)](#), [umx](#), [umxFactor\(\)](#), [umxHetCor\(\)](#), [umx_as_numeric\(\)](#), [umx_cont_2_quantiles\(\)](#), [umx_lower2full\(\)](#), [umx_make_MR_data\(\)](#), [umx_make_TwinData\(\)](#), [umx_make_fake_data\(\)](#), [umx_make_raw_from_cov\(\)](#), [umx_merge_randomized_columns\(\)](#), [umx_polychoric\(\)](#), [umx_polypairwise\(\)](#), [umx_polytriwise\(\)](#), [umx_read_lower\(\)](#), [umx_rename\(\)](#), [umx_reorder\(\)](#), [umx_score_scale\(\)](#), [umx_select_valid\(\)](#), [umx_stack\(\)](#), [umx_strings2numeric\(\)](#)

Examples

```
# IDs = c("59d0ec2446447f00011edb063", "5a08c9a7f2e3460001edb063f0254")
# prolific_check_ID(IDs, df)
```

prolific_read_demog *Read and optionally merge demographics file from prolific academic*

Description

prolific academic provides a demographics file. This reads it and merges with your data using PID and participant_id

Usage

```
prolific_read_demog(  
  file,  
  base = "",  
  df = NULL,  
  by.df = "PROLIFIC_PID",  
  by.demog = "Participant.id",  
  age = "age",  
  sex = "Gender",  
  vars = NULL,  
  all.df = TRUE,  
  all.demog = FALSE,  
  verbose = FALSE  
)
```

Arguments

file	Path to demographics file.
base	Optional path to folder, in which case 'file' is just filename.
df	Existing datafile to merge demographics into (optional)
by.df	The ID name in existing df (default = "PROLIFIC_PID")
by.demog	The ID name in the prolific demographics file (default = "Participant id" was by.demog)
age	Name of age var in demographics file ("age")
sex	Name of sex var in demographics file ("Sex")
vars	Additional vars to keep from demographics file (WAS age & Sex)
all.df	Whether to keep all lines of df (default = TRUE)
all.demog	Whether to keep all lines (people) in the demographics file (default = FALSE)
verbose	Print variable names found in the file.

Value

- [[data.frame](#)]

References

- <https://github.com/tbates/umx>, <https://tbates.github.io>

See Also

- [prolific_check_ID\(\)](#), [prolific_anonymize\(\)](#), [umx_merge_randomized_columns\(\)](#)

Other Data Functions: [noNAs\(\)](#), [prolific_anonymize\(\)](#), [prolific_check_ID\(\)](#), [umx](#), [umxFactor\(\)](#), [umxHetCor\(\)](#), [umx_as_numeric\(\)](#), [umx_cont_2_quantiles\(\)](#), [umx_lower2full\(\)](#), [umx_make_MR_data\(\)](#), [umx_make_TwinData\(\)](#), [umx_make_fake_data\(\)](#), [umx_make_raw_from_cov\(\)](#), [umx_merge_randomized_columns\(\)](#), [umx_polychoric\(\)](#), [umx_polypairwise\(\)](#), [umx_polytriwise\(\)](#), [umx_read_lower\(\)](#), [umx_rename\(\)](#), [umx_reorder\(\)](#), [umx_score_scale\(\)](#), [umx_select_valid\(\)](#), [umx_stack\(\)](#), [umx_strings2numeric\(\)](#)

Examples

```
## Not run:
fp = "~/Desktop/prolific_export_5f20c3e662e3b6407dcd37a5.csv"
df = prolific_read_demog(fp, sex = "Gender", age = "Age", df = df)
tmp = prolific_read_demog(fp, by.df = "PROLIFIC_PID", vars=c("Ethnicity.simplified"))

## End(Not run)
```

qm

qm

Description

Quickmatrix function

Usage

```
qm(..., rowMarker = "|")
```

Arguments

...	the components of your matrix
rowMarker	mark the end of each row

Value

- matrix

See Also

Other Miscellaneous Utility Functions: [install.OpenMx\(\)](#), [libs\(\)](#), [umx](#), [umxLav2RAM\(\)](#), [umxModelNames\(\)](#), [umxRAM2Lav\(\)](#), [umxVersion\(\)](#), [umx_array_shift\(\)](#), [umx_find_object\(\)](#), [umx_lower.tri\(\)](#), [umx_msg\(\)](#), [umx_open_CRAN_page\(\)](#), [umx_pad\(\)](#), [umx_print\(\)](#)

Examples

```
# simple example
qm(0, 1 |
  2, NA)
## Not run:
# clever example
M1 = M2 = diag(2)
qm(M1,c(4,5) | c(1,2),M2 | t(1:3))

## End(Not run)
```

rad2deg

Convert Radians to Degrees

Description

Just a helper to multiply radians by 180 and divide by π to get degrees.

note: R's trig functions, e.g. `sin()` use Radians for input!

There are 2π radians in a circle. 1 Rad = $180/\pi$ degrees = ~ 57.296 degrees.

Usage

```
rad2deg(rad)
```

Arguments

rad The value in Radians you wish to convert

Value

- value in degrees

References

<https://en.wikipedia.org/wiki/Radian>

See Also

- `deg2rad()`, `sin()`

Other Miscellaneous Functions: `deg2rad()`, `fin_JustifiedPE()`, `fin_NI()`, `fin_interest()`, `fin_percent()`, `fin_ticker()`, `fin_valuation()`, `umxBrownie()`

Examples

```
rad2deg(pi) #180 degrees
```

reliability	<i>Report coefficient alpha (reliability)</i>
-------------	---

Description

Compute and report Coefficient alpha (extracted from Rcmdr to avoid its dependencies)

Usage

```
reliability(S)
```

Arguments

S A square, symmetric, numeric covariance matrix

Value

None

References

- <<https://cran.r-project.org/package=Rcmdr>>

See Also

- [umx::print.reliability()],

Other Miscellaneous Stats Functions: [FishersMethod\(\)](#), [SE_from_p\(\)](#), [geometric_mean\(\)](#), [harmonic_mean\(\)](#), [oddsratio\(\)](#), [umx](#), [umxCov2cor\(\)](#), [umxHetCor\(\)](#), [umxParan\(\)](#), [umxWeightedAIC\(\)](#), [umx_apply\(\)](#), [umx_cor\(\)](#), [umx_means\(\)](#), [umx_r_test\(\)](#), [umx_round\(\)](#), [umx_scale\(\)](#), [umx_var\(\)](#)

Examples

```
# treat car data as items of a test
data(mtcars)
reliability(cov(mtcars))
```

residuals.MxModel *Get residuals from an MxModel*

Description

Return the `residuals()` from an OpenMx RAM model. You can format these (with digits), and suppress small values.

Usage

```
## S3 method for class 'MxModel'
residuals(object, digits = 2, suppress = NULL, reorder = NULL, ...)
```

Arguments

object	An fitted <code>OpenMx::mxModel()</code> from which to get residuals
digits	round to how many digits (default = 2)
suppress	smallest deviation to print out (default = NULL = show all)
reorder	optionally reorder the variables in the residuals matrix to show patterns
...	Optional parameters

Value

- matrix of residuals

References

- <https://tbates.github.io>, <https://github.com/tbates/umx>

See Also

Other Reporting functions: `RMSEA()`, `RMSEA.MxModel()`, `RMSEA.summary.mxmodel()`, `extractAIC.MxModel()`, `loadings()`, `loadings.MxModel()`, `tmx_show()`, `tmx_show.MxMatrix()`, `umxCI()`, `umxCI_boot()`, `umxConfint()`, `umxExpCov()`, `umxExpMeans()`, `umxFitIndices()`, `umxRotate()`

Examples

```
## Not run:
require(umx)
data(demoOneFactor)
manifests = names(demoOneFactor)

m1 = umxRAM("One Factor", data = demoOneFactor, type = "cov",
  umxPath("G", to = manifests),
  umxPath(var = manifests),
  umxPath(var = "G", fixedAt = 1.0)
)
```



```

# =====
# = Show the residuals of the model =
# =====
residuals(m1)
# | |x1 |x2 |x3 |x4 |x5 |
# |:-|:---|:-----|:----|:-----|:--|
# |x1 |. |. |0.01 |. |. |
# |x2 |. |. |0.01 |-0.01 |. |
# |x3 |0.01 |0.01 |. |. |. |
# |x4 |. |-0.01 |. |. |. |
# |x5 |. |. |. |. |. |
# [1] "nb: You can zoom in on bad values with, e.g. suppress = .01, which
#      will hide values smaller than this. Use digits = to round"

residuals(m1, digits = 3)
residuals(m1, digits = 3, suppress = .005)
# residuals are returned as an invisible object you can capture in a variable
a = residuals(m1); a

## End(Not run)

```

RMSEA

Generic RMSEA function

Description

See [RMSEA.MxModel\(\)](#) to access the RMSEA of MxModels

Usage

```
RMSEA(x, ci.lower, ci.upper, digits)
```

Arguments

x	an object from which to get the RMSEA
ci.lower	the lower CI to compute
ci.upper	the upper CI to compute
digits	digits to show

Value

- RMSEA object containing value (and perhaps a CI)

See Also

Other Reporting functions: [RMSEA.MxModel\(\)](#), [RMSEA.summary.mxmodel\(\)](#), [extractAIC.MxModel\(\)](#), [loadings\(\)](#), [loadings.MxModel\(\)](#), [residuals.MxModel\(\)](#), [tmx_show\(\)](#), [tmx_show.MxMatrix\(\)](#), [umxCI\(\)](#), [umxCI_boot\(\)](#), [umxConfint\(\)](#), [umxExpCov\(\)](#), [umxExpMeans\(\)](#), [umxFitIndices\(\)](#), [umxRotate\(\)](#)

 RMSEA.MxModel

RMSEA function for MxModels

Description

Return RMSEA and its confidence interval on a model. `RMSEA(tmp, silent=TRUE)$RMSEA`

Usage

```
## S3 method for class 'MxModel'
RMSEA(x, ci.lower = 0.025, ci.upper = 0.975, digits = 3)
```

Arguments

<code>x</code>	an <code>OpenMx::mxModel()</code> from which to get RMSEA
<code>ci.lower</code>	the lower CI to compute (only 95%, i.e., .025 supported)
<code>ci.upper</code>	the upper CI to compute (only 95%, i.e., .975 supported)
<code>digits</code>	digits to show (default = 3)

Value

- object containing the RMSEA, lower and upper bounds, and p-close

References

- <https://github.com/tbates/umx>

See Also

Other Reporting functions: `RMSEA()`, `RMSEA.summary.mxmodel()`, `extractAIC.MxModel()`, `loadings()`, `loadings.MxModel()`, `residuals.MxModel()`, `tmx_show()`, `tmx_show.MxMatrix()`, `umxCI()`, `umxCI_boot()`, `umxConfint()`, `umxExpCov()`, `umxExpMeans()`, `umxFitIndices()`, `umxRotate()`

Examples

```
## Not run:
require(umx)
data(demoOneFactor)
manifests = names(demoOneFactor)

m1 = umxRAM("One Factor", data = demoOneFactor, type = "cov",
  umxPath("G", to = manifests),
  umxPath(var = manifests),
  umxPath(var = "G", fixedAt = 1)
)
RMSEA(m1)

x = RMSEA(m1)
```

```
x$RMSEA # 0.0309761

# Raw: needs to be run by umx to get RMSEA
m2 = umxRAM("One Factor", data = demoOneFactor,
  umxPath("G", to = manifests),
  umxPath(v.m. = manifests),
  umxPath(v1m0 = "G")
)
RMSEA(m2)

## End(Not run)
```

RMSEA.summary.mxmodel *RMSEA function for MxModel summary*

Description

Extract the RMSEA and confidence interval from a model summary and returns it as an RMSEA object. To report just the RMSEA, you can use `RMSEA(model)$RMSEA`

Usage

```
## S3 method for class 'summary.mxmodel'
RMSEA(x, ci.lower = 0.025, ci.upper = 0.975, digits = 3)
```

Arguments

<code>x</code>	an <code>OpenMx::mxModel()</code> summary from which to get RMSEA
<code>ci.lower</code>	the lower CI to compute (only 95% CI (.025) is implemented)
<code>ci.upper</code>	the upper CI to compute (only 95% CI (.975) is implemented)
<code>digits</code>	The number of digits to round data (defaults to 3)

Value

- object containing the RMSEA and lower and upper bounds

References

- <https://github.com/simsem/semTools/wiki/Functions>, <https://github.com/tbates/umx>

See Also

Other Reporting functions: `RMSEA()`, `RMSEA.MxModel()`, `extractAIC.MxModel()`, `loadings()`, `loadings.MxModel()`, `residuals.MxModel()`, `tmx_show()`, `tmx_show.MxMatrix()`, `umxCI()`, `umxCI_boot()`, `umxConfint()`, `umxExpCov()`, `umxExpMeans()`, `umxFitIndices()`, `umxRotate()`

Examples

```
## Not run:
require(umx)
data(demoOneFactor)
manifests = names(demoOneFactor)

m1 = umxRAM("One Factor", data = demoOneFactor[1:100,], type = "cov",
  umxPath("G", to = manifests),
  umxPath(var = manifests),
  umxPath(var = "G", fixedAt = 1.0)
)
tmp = summary(m1)
RMSEA(tmp)

## End(Not run)
```

SE_from_p

*Compute an SE from a beta and p value***Description**

SE_from_p takes beta and p, and returns an SE.

Usage

```
SE_from_p(beta = NULL, p = NULL, SE = NULL, lower = NULL, upper = NULL)
```

Arguments

beta	The effect size
p	The p-value for the effect
SE	Standard error
lower	Lower CI
upper	Upper CI

Value

- Standard error

See Also

- [umxAPA\(\)](#)

Other Miscellaneous Stats Functions: [FishersMethod\(\)](#), [geometric_mean\(\)](#), [harmonic_mean\(\)](#), [oddsratio\(\)](#), [reliability\(\)](#), [umx](#), [umxCov2cor\(\)](#), [umxHetCor\(\)](#), [umxParan\(\)](#), [umxWeightedAIC\(\)](#), [umx_apply\(\)](#), [umx_cor\(\)](#), [umx_means\(\)](#), [umx_r_test\(\)](#), [umx_round\(\)](#), [umx_scale\(\)](#), [umx_var\(\)](#)

Examples

```
SE_from_p(beta = .0020, p = .780)
SE_from_p(beta = .0020, p = .01)
SE_from_p(beta = .0020, SE = 0.01)
umxAPA(.0020, p = .01)
```

tmx_genotypic_effect *Graphical display of genotypic effects.*

Description

tmx_genotypic_effect allows you to explore the concept of genotypic effect at a locus. With it, you can interactively explore the effects of allele frequency, additive variance, and **dominance**.

This function lets you explore the simplest two-allele system (B and b), with three possible genotypes, BB, Bb, and bb.

The point between the two homozygotes is m – the mean effect of the homozygous genotypes.

Parameter a is half the measured phenotypic difference between the homozygotes BB and bb. It corresponds to the additive effect of each additional B allele, relative to the bb phenotype.

Parameter d is the deviation of the heterozygote Bb phenotype from the homozygote mid-point m . It corresponds to the non-additive (dominance) effect of the B allele. The heterozygote phenotype may lie on either side of m and the sign of d will vary accordingly.

Old system from book ed 2:

Adapted from Mather and Jinks, 1977, p. 32). See book issue old-style nomenclature <https://github.com/tbates/BGBook/issue>

u = Frequency of the dominant allele (now = p). v = Frequency of the recessive allele (now = q).

m = midpoint between the two homozygotes d = half the difference between the two homozygote (now a)

h = deviation of the heterozygote from m (now = d)

New system:

u and v -> p and q

d and h -> a and d

See BGBook issue 23

Usage

```
tmx_genotypic_effect(p = 0.75, q = (1 - p), a = 0.5, d = 0, m = 0, show = TRUE)
```

Arguments

p	The frequency of the B allele (Default .5)
q	The frequency of the b allele (Default 1-p)
a	Half the difference between the two homozygote phenotypes (Default .5)
d	The deviation of the heterozygote from m (Default 0)
m	The value of the midpoint between the homozygotes (Default 0)
show	Whether to draw the plot or just return it (Default = TRUE)

Value

- optional plot

References

- Neale, M. C. (2005). Quantitative Genetics. In Encyclopedia of Life Sciences. New York: John Wiley & Sons, Ltd. [pdf](#)

See Also

Other Teaching and testing Functions: [tmx_is.identified\(\)](#), [umx](#)

Examples

```
library(umx);

# =====
# = Pure additivity: d= 0 =
# =====
tmx_genotypic_effect(p = .5, a = 1, d = 0, m = 0, show = TRUE);

# =====
# = Complete dominance: a=d=1 =
# =====
tmx_genotypic_effect(p = .5, q =.5, a = 1, d = 1, m = 0, show = TRUE);

# =====
# = Over dominance: a< d =1 =
# =====
tmx_genotypic_effect(p = .5, q =.5, a =.5, d = 1, m = 0)

p = tmx_genotypic_effect(p = .5, q = .5, a = 1, d = .5, m = 0, show = TRUE);
# p = p + ggplot2::geom_point()
# p + ggplot2::geom_text(hjust = 0, nudge_x = 0.05, label= "x")
# ggsave(paste0(base, "c03_genotypic_effect_by_gene_dose.pdf"), width = 4.6, height = 4.6)
```

<code>tmx_is.identified</code>	<i>Test if a factor model is identified</i>
--------------------------------	---

Description

Test if a factor model is identified by establishing if the number of variables is equal too or grater than the number of model parameters. See also [OpenMx::mxCheckIdentification\(\)](#) for checking actual models.

Usage

```
tmx_is_identified(nVariables, nFactors)
```

Arguments

nVariables the number of variables measured.
nFactors the number of factors posited.

Value

- Binary

References

- <https://github.com/tbates/umx>, <https://tbates.github.io>

See Also

- `OpenMx::mxCheckIdentification()`

Other Teaching and testing Functions: `tmx_genotypic_effect()`, `umx`

Examples

```
tmx_is_identified(nVariables = 2, nFactors = 1) # FALSE
tmx_is_identified(nVariables = 3, nFactors = 1) # TRUE
tmx_is_identified(nVariables = 4, nFactors = 2) # FALSE
tmx_is_identified(nVariables = 5, nFactors = 2) # TRUE
```

tmx_show

Show matrices of models in a easy-to-learn-from format.

Description

Show matrices of models in a easy-to-learn-from format.

Usage

```
tmx_show(
  x,
  what = c("values", "free", "labels", "nonzero_or_free"),
  show = c("free", "fixed", "all"),
  matrices = c("S", "A", "M"),
  digits = 2,
  report = c("html", "markdown"),
  na.print = "",
  zero.print = ".",
  html_font = NULL,
```

```

style = c("paper", "material_dark", "classic", "classic_2", "minimal", "material"),
bootstrap_options = c("hover", "bordered", "condensed", "responsive"),
lightable_options = "striped"
)

```

Arguments

x	an object e.g. <code>umxRAM()</code> <code>umxMatrix()</code> from which to show parameters.
what	legal options are "values" (default), "free", or "labels".
show	filter on what to show <code>c("all", "free", "fixed")</code> .
matrices	to show (default is <code>c("S", "A")</code>). "thresholds" in beta.
digits	precision to report. Default = round to 2 decimal places.
report	How to report the results. "html" = open in browser.
na.print	How to display NAs (default = "")
zero.print	How to display 0 values (default = ".")
html_font	Default is null. Set (e.g. "Optima") to override the style's default font.
style	The style for the table (Defaults to "paper". Other options are "material_dark", "classic", "classic_2", "minimal", "material")
bootstrap_options	border etc. Defaults to <code>c("hover", "bordered", "condensed", "responsive")</code>
lightable_options	Default is "striped"

Value

None

See Also

Other Reporting functions: `RMSEA()`, `RMSEA.MxModel()`, `RMSEA.summary.mxmodel()`, `extractAIC.MxModel()`, `loadings()`, `loadings.MxModel()`, `residuals.MxModel()`, `tmx_show.MxMatrix()`, `umxCI()`, `umxCI_boot()`, `umxConfint()`, `umxExpCov()`, `umxExpMeans()`, `umxFitIndices()`, `umxRotate()`

`tmx_show.MxMatrix` *Show matrices of models in a easy-to-learn-from format.*

Description

Show matrices of models in a easy-to-learn-from format.

Usage

```
## S3 method for class 'MxMatrix'
tmx_show(
  x,
  what = c("values", "free", "labels", "nonzero_or_free"),
  show = c("free", "fixed", "all"),
  matrices = c("S", "A", "M"),
  digits = 2,
  report = c("html", "markdown"),
  na.print = "",
  zero.print = ".",
  html_font = NULL,
  style = c("paper", "material_dark", "classic", "classic_2", "minimal", "material"),
  bootstrap_options = c("hover", "bordered", "condensed", "responsive"),
  lightable_options = "striped"
)
```

Arguments

x	an object e.g. <code>umxRAM()</code> <code>umxMatrix()</code> from which to show parameters.
what	legal options are "values" (default), "free", or "labels").
show	filter on what to show <code>c("all", "free", "fixed")</code> .
matrices	to show (default is <code>c("S", "A")</code>). "thresholds" in beta.
digits	precision to report. Default = round to 2 decimal places.
report	How to report the results. "html" = open in browser.
na.print	How to display NAs (default = "")
zero.print	How to display 0 values (default = ".")
html_font	Default is null. Set (e.g. "Optima") to override the style's default font.
style	The style for the table (Defaults to "paper". Other options are "material_dark", "classic", "classic_2", "minimal", "material")
bootstrap_options	border etc. Defaults to <code>c("hover", "bordered", "condensed", "responsive")</code>
lightable_options	Default is "striped"

Value

None

See Also

Other Reporting functions: `RMSEA()`, `RMSEA.MxModel()`, `RMSEA.summary.mxmodel()`, `extractAIC.MxModel()`, `loadings()`, `loadings.MxModel()`, `residuals.MxModel()`, `tmx_show()`, `umxCI()`, `umxCI_boot()`, `umxConfint()`, `umxExpCov()`, `umxExpMeans()`, `umxFitIndices()`, `umxRotate()`

tmx_show.MxModel	<i>Show matrices of RAM models in a easy-to-learn-from format.</i>
------------------	--

Description

A great way to learn about models is to look at the matrix contents. `tmx_show` is designed to do this in a way that makes it easy to process for users: The matrix contents are formatted as tables, and can even be displayed as tables in a web browser.

Usage

```
## S3 method for class 'MxModel'
tmx_show(
  x,
  what = c("values", "free", "labels", "nonzero_or_free"),
  show = c("free", "fixed", "all"),
  matrices = c("S", "A", "M"),
  digits = 2,
  report = c("html", "markdown"),
  na.print = "",
  zero.print = ".",
  html_font = NULL,
  style = c("paper", "material_dark", "classic", "classic_2", "minimal", "material"),
  bootstrap_options = c("hover", "bordered", "condensed", "responsive"),
  lightable_options = "striped"
)
```

Arguments

<code>x</code>	an object e.g. <code>umxRAM()</code> <code>umxMatrix()</code> from which to show parameters.
<code>what</code>	legal options are "values" (default), "free", or "labels".
<code>show</code>	filter on what to show <code>c("all", "free", "fixed")</code> .
<code>matrices</code>	to show (default is <code>c("S", "A")</code>). "thresholds" in beta.
<code>digits</code>	precision to report. Default = round to 2 decimal places.
<code>report</code>	How to report the results. "html" = open in browser.
<code>na.print</code>	How to display NAs (default = "")
<code>zero.print</code>	How to display 0 values (default = ".")
<code>html_font</code>	Default is null. Set (e.g. "Optima") to override the style's default font.
<code>style</code>	The style for the table (Defaults to "paper". Other options are "material_dark", "classic", "classic_2", "minimal", "material")
<code>bootstrap_options</code>	border etc. Defaults to <code>c("hover", "bordered", "condensed", "responsive")</code>
<code>lightable_options</code>	Default is "striped"

Details

The user can select which matrices to view, whether to show values, free, and/or labels, and the precision of rounding.

Value

None

References

- <https://tbates.github.io>

See Also

Other Teaching and Testing functions: [umxDiagnose\(\)](#), [umxPower\(\)](#)

Examples

```
## Not run:
require(umx)
data(demoOneFactor)
manifests = names(demoOneFactor)
m1 = umxRAM("tmx_sh", data = demoOneFactor, type = "cov",
  umxPath("G", to = manifests),
  umxPath(var = manifests),
  umxPath(var = "G", fixedAt = 1)
)

# =====
# = Show smart table on the web (the default) =
# =====
tmx_show(m1, report = "html")
tmx_show(m1, what = "free", matrices = "thresholds")
tmx_show(m1, zero.print = "-")

tmx_show(m1, report = "markdown")
tmx_show(m1, digits = 3, report = "markdown")
tmx_show(m1, matrices = "S", report = "markdown")
tmx_show(m1, what = "free" , report = "markdown")
tmx_show(m1, what = "labels", report = "markdown")
tmx_show(m1, what = "free", matrices = "A", report= "markdown")

## End(Not run)
```

Description

umx allows you to more easily build, run, modify, and report structural models, building on the OpenMx package. All core functions are organized into families, so they are easier to find (so if you know a function similar to what you are looking for, look at other members of its "family" at the bottom of its help file.

Please cite as: Bates, T. C., Neale, M. C., & Maes, H. H. (2019). umx: A library for Structural Equation and Twin Modelling in R. *Twin Research and Human Genetics*, **22**, 27-41. doi:10.1017/thg.2019.2.

All the functions have full-featured and well commented examples, some even have *figures*, so use the help, even if you think it won't help :-). Have a look, for example at `umxRAM()`

Check out NEWS about new features at `news(package = "umx")`

Details

Introductory working examples are below. You can run all demos with `demo(umx)` When I have a vignette, it will be: `vignette("umx", package = "umx")`

There is a helpful blog at <https://tbates.github.io>

(Only) if you want the bleeding-edge version:

```
devtools::install_github("tbates/umx")
```

Author(s)

Maintainer: Timothy C. Bates <timothy.c.bates@gmail.com> ([ORCID](#))

Other contributors:

- Nathan Gillespie <nathan.gillespie@vcuhealth.org> [witness]
- Hermine Maes <hmeaes@vcu.edu> [contributor]
- Michael C. Neale <neale@vcu.edu> [contributor]
- Joshua N. Pritikin <jpritikin@pobox.com> [contributor]
- Luis De Araujo <ldearaujo@unimelb.edu.au> [contributor]
- Brenton Wiernik <wiernik@umn.edu> [contributor]
- Michael Zakharin <s1775682@sms.ed.ac.uk> [witness]

References

- Bates, T. C., Neale, M. C., & Maes, H. H. (2019). umx: A library for Structural Equation and Twin Modelling in R. *Twin Research and Human Genetics*, **22**, 27-41. doi:10.1017/thg.2019.2, <https://github.com/tbates/umx>, tutorial: <https://tbates.github.io>

See Also

Useful links:

- <https://github.com/tbates/umx#readme>
- Report bugs at <https://github.com/tbates/umx/issues>

Other Core Model Building Functions: [umxMatrix\(\)](#), [umxModify\(\)](#), [umxPath\(\)](#), [umxRAM\(\)](#), [umxSuperModel\(\)](#)

Other Model Summary and Comparison: [umxCompare\(\)](#), [umxEquate\(\)](#), [umxMI\(\)](#), [umxReduce\(\)](#), [umxSetParameters\(\)](#), [umxSummary\(\)](#)

Other Reporting Functions: [umxAPA\(\)](#), [umxFactorScores\(\)](#), [umxGetLatents\(\)](#), [umxGetManifests\(\)](#), [umxGetModel\(\)](#), [umxGetParameters\(\)](#), [umxParameters\(\)](#), [umx_aggregate\(\)](#), [umx_time\(\)](#)

Other Super-easy helpers: [umxEFA\(\)](#), [umxTwoStage\(\)](#)

Other Twin Modeling Functions: [power.ACE.test\(\)](#), [umxACE\(\)](#), [umxACEcov\(\)](#), [umxACEv\(\)](#), [umxCP\(\)](#), [umxDiffMZ\(\)](#), [umxDiscTwin\(\)](#), [umxDoC\(\)](#), [umxDoCp\(\)](#), [umxGxE\(\)](#), [umxGxE_window\(\)](#), [umxGxEbiv\(\)](#), [umxIP\(\)](#), [umxMRDoC\(\)](#), [umxReduce\(\)](#), [umxReduceACE\(\)](#), [umxReduceGxE\(\)](#), [umxRotate.MxModelCP\(\)](#), [umxSexLim\(\)](#), [umxSimplex\(\)](#), [umxSummarizeTwinData\(\)](#), [umxSummaryACE\(\)](#), [umxSummaryACEv\(\)](#), [umxSummaryDoC\(\)](#), [umxSummaryGxEbiv\(\)](#), [umxSummarySexLim\(\)](#), [umxSummarySimplex\(\)](#), [umxTwinMaker\(\)](#)

Other Twin Data functions: [umx_long2wide\(\)](#), [umx_make_TwinData\(\)](#), [umx_make_twin_data_nice\(\)](#), [umx_residualize\(\)](#), [umx_scale_wide_twin_data\(\)](#), [umx_wide2long\(\)](#)

Other Miscellaneous Stats Functions: [FishersMethod\(\)](#), [SE_from_p\(\)](#), [geometric_mean\(\)](#), [harmonic_mean\(\)](#), [oddsratio\(\)](#), [reliability\(\)](#), [umxCov2cor\(\)](#), [umxHetCor\(\)](#), [umxParan\(\)](#), [umxWeightedAIC\(\)](#), [umx_apply\(\)](#), [umx_cor\(\)](#), [umx_means\(\)](#), [umx_r_test\(\)](#), [umx_round\(\)](#), [umx_scale\(\)](#), [umx_var\(\)](#)

Other Teaching and testing Functions: [tmx_genotypic_effect\(\)](#), [tmx_is_identified\(\)](#)

Other Get and set: [umx_get_checkpoint\(\)](#), [umx_get_options\(\)](#), [umx_set_auto_plot\(\)](#), [umx_set_auto_run\(\)](#), [umx_set_checkpoint\(\)](#), [umx_set_condensed_slots\(\)](#), [umx_set_cores\(\)](#), [umx_set_data_variance_check\(\)](#), [umx_set_dollar_symbol\(\)](#), [umx_set_optimization_options\(\)](#), [umx_set_optimizer\(\)](#), [umx_set_plot_file_suffix\(\)](#), [umx_set_plot_format\(\)](#), [umx_set_plot_use_hrbrthemes\(\)](#), [umx_set_separator\(\)](#), [umx_set_silent\(\)](#), [umx_set_table_format\(\)](#)

Other Check or test: [umx_check_names\(\)](#), [umx_is_class\(\)](#), [umx_is_endogenous\(\)](#), [umx_is_exogenous\(\)](#), [umx_is_numeric\(\)](#), [umx_is_ordered\(\)](#)

Other Plotting functions: [ggAddR\(\)](#), [plot.MxLISRELModel\(\)](#), [plot.MxModel\(\)](#), [plot.MxModelTwinMaker\(\)](#), [umxPlot\(\)](#), [umxPlotACE\(\)](#), [umxPlotACEcov\(\)](#), [umxPlotACEv\(\)](#), [umxPlotCP\(\)](#), [umxPlotDoC\(\)](#), [umxPlotFun\(\)](#), [umxPlotGxE\(\)](#), [umxPlotGxEbiv\(\)](#), [umxPlotIP\(\)](#), [umxPlotSexLim\(\)](#), [umxPlotSimplex\(\)](#)

Other Data Functions: [noNAs\(\)](#), [prolific_anonymize\(\)](#), [prolific_check_ID\(\)](#), [prolific_read_demog\(\)](#), [umxFactor\(\)](#), [umxHetCor\(\)](#), [umx_as_numeric\(\)](#), [umx_cont_2_quantiles\(\)](#), [umx_lower2full\(\)](#), [umx_make_MR_data\(\)](#), [umx_make_TwinData\(\)](#), [umx_make_fake_data\(\)](#), [umx_make_raw_from_cov\(\)](#), [umx_merge_randomized_columns\(\)](#), [umx_polychoric\(\)](#), [umx_polypairwise\(\)](#), [umx_polytriowise\(\)](#), [umx_read_lower\(\)](#), [umx_rename\(\)](#), [umx_reorder\(\)](#), [umx_score_scale\(\)](#), [umx_select_valid\(\)](#), [umx_stack\(\)](#), [umx_strings2numeric\(\)](#)

Other File Functions: [dl_from_dropbox\(\)](#), [umx_file_load_pseudo\(\)](#), [umx_make_sql_from_excel\(\)](#), [umx_move_file\(\)](#), [umx_open\(\)](#), [umx_rename_file\(\)](#), [umx_write_to_clipboard\(\)](#)

Other String Functions: [umx_explode\(\)](#), [umx_explode_twin_names\(\)](#), [umx_grep\(\)](#), [umx_names\(\)](#), [umx_paste_names\(\)](#), [umx_rot\(\)](#), [umx_str_chars\(\)](#), [umx_str_from_object\(\)](#), [umx_trim\(\)](#)

Other Miscellaneous Utility Functions: `install.OpenMx()`, `libs()`, `qm()`, `umxLav2RAM()`, `umxModelNames()`, `umxRAM2Lav()`, `umxVersion()`, `umx_array_shift()`, `umx_find_object()`, `umx_lower.tri()`, `umx_msg()`, `umx_open_CRAN_page()`, `umx_pad()`, `umx_print()`

Other datasets: `Fischbein_wt`, `GFF`, `docData`, `iqdat`, `us_skinfold_data`

Other Advanced Model Building Functions: `umxAlgebra()`, `umxFixAll()`, `umxJiggle()`, `umxRun()`, `umxThresholdMatrix()`, `umxUnexplainedCausalNexus()`, `xmuLabel()`, `xmuValues()`

Examples

```
## Not run:
require("umx")
data(demoOneFactor)
manifests = names(demoOneFactor)
m1 = umxRAM("One Factor", data = demoOneFactor, type="cov",
  umxPath("G", to = manifests),
  umxPath(var = manifests),
  umxPath(var = "G" , fixedAt= 1)
)

# umx added informative labels, created starting values,
# Ran your model (if autoRun is on), and displayed a brief summary
# including a comparison if you modified a model...!

# umxSummary generates journal-ready fit information.
# We can choose std=T for standardized parameters and can also
# filter out some types of parameter (e.g. means or residuals)

umxSummary(m1, std = TRUE, residuals=FALSE)

# parameters() flexibly retrieves model coefficients.
# For example just G-loadings greater than |.3| and rounded to 2-digits.
parameters(m1, thresh="above", b=.3, pattern = "G_to.*", digits = 2)

# (The built-in coef works as for lm etc.)
coef(m1)

# =====
# = Model updating =
# =====
# umxModify modifies, renames, re-runs, and compares a model
# Can we set the loading of x1 on G to zero? (nope...)
m2 = umxModify(m1, "G_to_x1", name = "no_effect_of_g_on_X1", comparison = TRUE)

# note1: umxSetParameters can do this with some additional flexibility
# note2 "comparison = TRUE" above is the same as calling
# umxCompare, like this
umxCompare(m1, m2)

# =====
# = Confidence intervals =
# =====
```

```

# umxSummary() will show these, but you can also use the confint() function
confint(m1) # OpenMx's SE-based confidence intervals

# umxConfint formats everything you need nicely, and allows adding CIs (with parm=)
umxConfint(m1, parm = 'all', run = TRUE) # likelihood-based CIs

# And make a Figure and open in browser
plot(m1, std = TRUE)

# If you just want the .dot code returned set file = NA
plot(m1, std = TRUE, file = NA)

## End(Not run)

```

umx-deprecated	<i>Deprecated. May already stop() code and ask to be updated. May be dropped entirely in future.</i>
----------------	--

Description

xmuMakeThresholdsMatrices should be replaced with `umxThresholdMatrix()`
 umxTryHard is deprecated: use `umxRun()` instead
 stringToMxAlgebra is deprecated: please use `umx_string_to_algebra()` instead
 genEpi_EvalQuote is deprecated: please use `OpenMx::mxEvalByName()` instead
 umxReportCIs is deprecated: please use `umxCI()` instead
 replace umxReportFit with `umxSummary()`
 Replace umxGraph_RAM with `plot()`
 Replace tryHard with `OpenMx::mxTryHard()`
 Replace standardizeRAM with `umx_standardize()`

Arguments

... the old function's parameters (now stripped out to avoid telling people how to do it the wrong way :-))

References

- <https://tbates.github.io>, <https://github.com/tbates/umx>

umxACE

Build and run a 2-group Cholesky ACE twin model (univariate or multivariate)

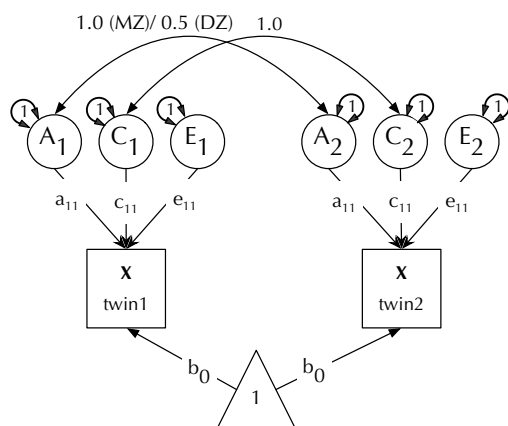
Description

Implementing a core task in twin modeling, umxACE models the genetic and environmental structure of one or more phenotypes (measured variables) using the Cholesky ACE model (Neale and Cardon, 1996).

Classical twin modeling uses the genetic and environmental differences among pairs of monozygotic (MZ) and di-zygotic (DZ) twins reared together.

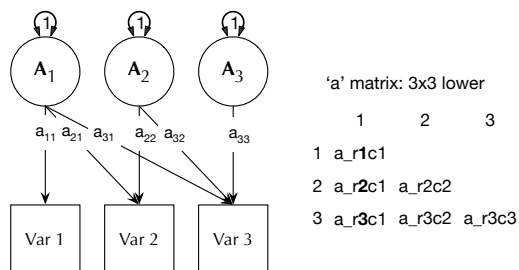
umxACE implements a 2-group model to capture these data and represent the phenotypic variance as a sum of Additive genetic, unique environmental (E) and, optionally, either common or shared-environment (C) or non-additive genetic effects (D).

The following figure shows the ACE model for one variable "x" as a path diagram:



umxACE allows multivariate analyses, and this brings us to the Cholesky part of the model.

The Cholesky decomposition creates as many latent A (and C and E) latent variables as there are phenotypes, and, moving from left to right, decomposes the variance in each phenotype into successively restricted factors. The following figure shows the multivariate ACE model for three variables:



In this ACE model of three phenotypes, the expected variance-covariance matrix of the original data is the product of each lower Cholesky and its transform (i.e., $A = a \%* \% t(a)$ summed for A+C+E).

This lower-triangle decomposition feature of the Cholesky yields a model which is certain to both account for all the variance (with some restrictions) in the data and be solvable.

This figure also contains the key to understanding how to modify models that umxACE produces using umxModify() to drop paths by label like "a_r1c1". **nb:** Read the "Matrices and Labels in ACE model" section in details below...

NOTE: Scroll down to details for how to use the function, a figure and multiple examples.

Usage

```
umxACE(
  name = "ACE",
  selDVs,
  selCovs = NULL,
  dzData = NULL,
  mzData = NULL,
  sep = NULL,
  data = NULL,
  zyg = "zygosity",
  type = c("Auto", "FIML", "cov", "cor", "WLS", "DWLS", "ULS"),
  numObsDZ = NULL,
  numObsMZ = NULL,
  boundDiag = 0,
  allContinuousMethod = c("cumulants", "marginals"),
  autoRun = getOption("umx_auto_run"),
  intervals = FALSE,
  tryHard = c("no", "yes", "ordinal", "search"),
  optimizer = NULL,
  residualizeContinuousVars = FALSE,
  nSib = 2,
  dzAr = 0.5,
  dzCr = 1,
  weightVar = NULL,
  equateMeans = TRUE,
  addStd = TRUE,
  addCI = TRUE
)
```

Arguments

name	The name of the model (defaults to "ACE").
selDVs	The variables to include from the data: preferably, just "dep" not c("dep_T1", "dep_T2").
selCovs	(optional) covariates to include from the data (do not include sep in names)
dzData	The DZ dataframe.
mzData	The MZ dataframe.
sep	The separator in twin variable names, often "_T", e.g. "dep_T1". Simplifies selDVs.

data	If provided, dzData and mzData are treated as levels of zyg to select() MZ and DZ data sets (default = NULL)
zyg	If data provided, this column is used to select rows by zygosity (Default = "zygosity")
type	Analysis method one of c("Auto", "FIML", "cov", "cor", "WLS", "DWLS", "ULS")
numObsDZ	Number of DZ twins: Set this if you input covariance data.
numObsMZ	Number of MZ twins: Set this if you input covariance data.
boundDiag	Numeric lbound for diagonal of the a, c, and e matrices. Defaults to 0 since umx version 1.8
allContinuousMethod	"cumulants" or "marginals". Used in all-continuous WLS data to determine if a means model needed.
autoRun	Whether to run the model (default), or just to create it and return without running.
intervals	Whether to run mxCI confidence intervals (default = FALSE)
tryHard	Default ('no') uses normal mxRun. "yes" uses mxTryHard. Other options: "ordinal", "search"
optimizer	Optionally set the optimizer (default NULL does nothing).
residualizeContinuousVars	Not yet implemented.
nSib	Number of siblings in a family (default - 2). "3" = extra sib.
dzAr	The DZ genetic correlation (defaults to .5, vary to examine assortative mating).
dzCr	The DZ "C" correlation (defaults to 1: set to .25 to make an ADE model).
weightVar	If provided, a vector objective will be used to weight the data. (default = NULL).
equateMeans	Whether to equate the means across twins (defaults to TRUE).
addStd	Whether to add the algebras to compute a std model (defaults to TRUE).
addCI	Whether to add intervals to compute CIs (defaults to TRUE).

Details

Covariates umxACE handles covariates by modelling them in the means. On the plus side, there is no distributional assumption for this method. A downside of this approach is that all covariates must be non-NA, thus dropping any rows where one or more covariates are missing. This can waste data. See also `umx_residualize()`.

Data Input The function flexibly accepts raw data, and also summary covariance data (in which case the user must also supply numbers of observations for the two input data sets).

The type parameter can select how you want the model data treated. "FIML" is the normal treatment. "cov" and "cor" will turn raw data into cor data for analysis, or check that you've provided cor data as input.

Types "WLS", "DWLS", and "ULS" will process raw data into WLS data of these types.

The default, "Auto" will treat data as the type they are provided as.

Ordinal Data In an important capability, the model transparently handles ordinal (binary or multi-level ordered factor data) inputs, and can handle mixtures of continuous, binary, and ordinal data in any combination. An experimental feature is under development to allow Tobit modeling.

The function also supports weighting of individual data rows. In this case, the model is estimated for each row individually, then each row likelihood is multiplied by its weight, and these weighted likelihoods summed to form the model-likelihood, which is to be minimized. This feature is used in the non-linear GxE model functions.

Additional features The umxACE function supports varying the DZ genetic association (defaulting to .5) to allow exploring assortative mating effects, as well as varying the DZ “C” factor from 1 (the default for modeling family-level effects shared 100% by twins in a pair), to .25 to model dominance effects.

Matrices and Labels in ACE model

Matrices 'a', 'c', and 'e' contain the path loadings of the Cholesky ACE factor model.

So, labels relevant to modifying the model are of the form "a_r1c1", "c_r1c1" etc.

Variables are in rows, and factors are in columns. So to drop the influence of factor 2 on variable 3, you would say:

```
m2 = umxModify(m1, update = "c_r3c2")
```

Less commonly-modified matrices are the mean matrix expMean. This has 1 row, and the columns are laid out for each variable for twin 1, followed by each variable for twin 2.

So, in a model where the means for twin 1 and twin 2 had been equated (set = to T1), you could make them independent again with this script:

```
m1$top$expMean$labels[1, 4:6] = c("expMean_r1c4", "expMean_r1c5", "expMean_r1c6")
```

note: Only one of C or D may be estimated simultaneously. This restriction reflects the lack of degrees of freedom to simultaneously model C and D with only MZ and DZ twin pairs (Eaves et al. 1978, p267).

Value

- `OpenMx::mxModel()` of subclass `mxModel.ACE`

References

- Eaves, L. J., Last, K. A., Young, P. A., & Martin, N. G. (1978). Model-fitting approaches to the analysis of human behaviour. *Heredity*, **41**, 249-320. doi:10.1038/hdy.1978.101

See Also

- `umxPlotACE()`, `umxSummaryACE()`, `power.ACE.test()`, `umxModify()`

Other Twin Modeling Functions: `power.ACE.test()`, `umx`, `umxACEcov()`, `umxACEv()`, `umxCP()`, `umxDiffMZ()`, `umxDiscTwin()`, `umxDoC()`, `umxDoCp()`, `umxGxE()`, `umxGxE_window()`, `umxGxEbiv()`, `umxIP()`, `umxMRDoC()`, `umxReduce()`, `umxReduceACE()`, `umxReduceGxE()`, `umxRotate.MxModelCP()`, `umxSexLim()`, `umxSimplex()`, `umxSummarizeTwinData()`, `umxSummaryACE()`, `umxSummaryACEv()`, `umxSummaryDoC()`, `umxSummaryGxEbiv()`, `umxSummarySexLim()`, `umxSummarySimplex()`, `umxTwinMaker()`

Examples

```

require(umx)
# =====
# = How heritable is height? =
# =====

# 1. Height in meters has a tiny variance, and this makes optimising hard.
# We'll scale it by 10x to make the Optimizer's task easier.
data(twinData) # ?twinData from Australian twins.
twinData[, c("ht1", "ht2")] = twinData[, c("ht1", "ht2")] * 10

# 2. Make mz & dz data.frames (no need to select variables: umx will do this)
mzData = twinData[twinData$zygosity %in% "MZFF", ]
dzData = twinData[twinData$zygosity %in% "DZFF", ]

# 3. Built & run the model, controlling for age in the means model
m1 = umxACE(selDVs = "ht", selCovs = "age", sep = "", dzData = dzData, mzData = mzData)

# sidebar: umxACE figures out variable names using sep:
# e.g. selVars = "wt" + sep= "_T" -> "wt_T1" "wt_T2"

umxSummary(m1, std = FALSE) # un-standardized

# tip 1: set report = "html" and umxSummary prints the table to your browser!
# tip 2: plot works for umx: Get a figure of the model and parameters
# plot(m1) # Also, look at the options for ?plot.MxModel.

# =====
# = Test ADE, AE, CE, E, and generate table =
# =====

umxReduce(m1, report="html", silent= TRUE)

# =====
# = Model, with 2 covariates =
# =====

# Create another covariate: cohort
twinData$cohort1 = twinData$cohort2 =twinData$part
mzData = twinData[twinData$zygosity %in% "MZFF", ]
dzData = twinData[twinData$zygosity %in% "DZFF", ]

# 1. def var approach
m2 = umxACE(selDVs = "ht", selCovs = c("age", "cohort"), sep = "", dzData = dzData, mzData = mzData)

# 2. Residualized approach: remove height variance accounted-for by age.
FFdata = twinData[twinData$zygosity %in% c("MZFF", "DZFF"), ]
FFdata = umx_residualize("ht", "age", suffixes = 1:2, data = FFdata)
mzData = FFdata[FFdata$zygosity %in% "MZFF", ]
dzData = FFdata[FFdata$zygosity %in% "DZFF", ]
m3 = umxACE(selDVs = "ht", sep = "", dzData = dzData, mzData = mzData)

```

```

# =====
# = ADE: Evidence for dominance ? (DZ correlation set to .25) =
# =====
m2 = umxACE(selDVs = "ht", sep = "", dzData = dzData, mzData = mzData, dzCr = .25)
umxCompare(m2, m1) # ADE is better
umxSummary(m2, comparison = m1)
# nb: Although summary is smart enough to print d, the underlying
#     matrices are still called a, c & e.

# tip: try umxReduce(m1) to automatically build and compare ACE, ADE, AE, CE
# including conditional probabilities!

# =====
# = WLS example using diagonal weight least squares =
# =====

m3 = umxACE(selDVs = "ht", sep = "", dzData = dzData, mzData = mzData,
type = "DWLS", allContinuousMethod='marginals'
)

# =====
# = Univariate model of weight =
# =====

# Things to note:

# 1. Weight has a large variance, and this makes solution finding very hard.
# Here, we residualize the data for age, which also scales weight and height.

data(twinData)
tmp = umx_residualize(c("wt", "ht"), cov = "age", suffixes= c(1, 2), data = twinData)
mzData = tmp[tmp$zygosity %in% "MZFF", ]
dzData = tmp[tmp$zygosity %in% "DZFF", ]

# tip: You might also want transform variables
# tmp = twinData$wt1[!is.na(twinData$wt1)]
# car::powerTransform(tmp, family="bcPower"); hist(tmp^-0.6848438)
# twinData$wt1 = twinData$wt1^-0.6848438
# twinData$wt2 = twinData$wt2^-0.6848438

# 4. note: the default boundDiag = 0 lower-bounds a, c, and e at 0.
# Prevents mirror-solutions. If not desired: set boundDiag = NULL.

m2 = umxACE(selDVs = "wt", dzData = dzData, mzData = mzData, sep = "", boundDiag = NULL)

# A short cut (which is even shorter for "_I" twin data with "MZ"/"DZ" data in zygosity column is:
m1 = umxACE(selDVs = "wt", sep = "", data = twinData,
dzData = c("DZMM", "DZFF", "DZOS"), mzData = c("MZMM", "MZFF"))
# | | a1|c1 | e1|
# |--|----:|--|----:|
# |wt | 0.93|. | 0.38|

```

```

# tip: umx_make_twin_data_nice() will make data into this nice format for you!

# =====
# = MODEL MODIFICATION =
# =====
# We can modify this model, e.g. test shared environment.
# Set comparison to modify, and show effect in one step.

m2 = umxModify(m1, update = "c_r1c1", name = "no_C", comparison = TRUE)
#*tip* call umxModify(m1) with no parameters, and it will print the labels available to fix!
# nb: You can see parameters of any model with parameters(m1)

# =====
# = Well done! Now you can make modify twin models in umx =
# =====

# =====
# = Bivariate height and weight model =
# =====
data(twinData)
# We'll scale height (ht1 and ht2) and weight
twinData = umx_scale_wide_twin_data(data = twinData, varsToScale = c("ht", "wt"), sep = "")
mzData = twinData[twinData$zygosity %in% c("MZFF", "MZMM"),]
dzData = twinData[twinData$zygosity %in% c("DZFF", "DZMM", "DZOS"), ]
m1 = umxACE(selDVs = c("ht", "wt"), sep = '', dzData = dzData, mzData = mzData)
umxSummary(m1)

# =====
# = Ordinal example =
# =====

# Prep data
require(umx)
data(twinData)
# Cut BMI column to form ordinal obesity variables
obLevels = c('normal', 'overweight', 'obese')
cuts = quantile(twinData[, "bmi1"], probs = c(.5, .2), na.rm = TRUE)
twinData$obese1=cut(twinData$bmi1, breaks=c(-Inf,cuts,Inf), labels=obLevels)
twinData$obese2=cut(twinData$bmi2, breaks=c(-Inf,cuts,Inf), labels=obLevels)

# Make the ordinal variables into umxFactors
ordDVs = c("obese1", "obese2")
twinData[, ordDVs] = umxFactor(twinData[, ordDVs])

mzData = twinData[twinData$zygosity %in% "MZFF", ]
dzData = twinData[twinData$zygosity %in% "DZFF", ]

# Model and summary!
m1 = umxACE(selDVs = "obese", dzData = dzData, mzData = mzData, sep = '')

# And controlling age (otherwise manifests appearance as latent C)
m1 = umxACE(selDVs = "obese", selCov= "age", dzData = dzData, mzData = mzData, sep = '')
# umxSummary(m1)

```

```

# =====
# = Bivariate continuous and ordinal example =
# =====
data(twinData)
twinData= umx_scale_wide_twin_data(data=twinData,varsToScale="wt",sep= "")
# Cut BMI column to form ordinal obesity variables
obLevels = c('normal', 'overweight', 'obese')
cuts      = quantile(twinData[, "bmi1"], probs = c(.5, .2), na.rm = TRUE)
twinData$obese1=cut(twinData$bmi1,breaks=c(-Inf,cuts,Inf),labels=obLevels)
twinData$obese2=cut(twinData$bmi2,breaks=c(-Inf,cuts,Inf),labels=obLevels)
# Make the ordinal variables into mxFactors
ordDVs = c("obese1", "obese2")
twinData[, ordDVs] = umxFactor(twinData[, ordDVs])
mzData = twinData[twinData$zygosity %in% "MZFF",]
dzData = twinData[twinData$zygosity %in% "DZFF",]
mzData = mzData[1:80,] # just top 80 so example runs in a couple of secs
dzData = dzData[1:80,]
m1 = umxACE(selDVs= c("wt","obese"), dzData= dzData, mzData= mzData, sep='')

# And controlling age
m1 = umxACE(selDVs = c("wt","obese"), selCov= "age", dzData = dzData, mzData = mzData, sep = '')

# =====
# = Mixed continuous and binary example =
# =====
require(umx)
data(twinData)
twinData= umx_scale_wide_twin_data(data= twinData,varsToScale= "wt", sep="")
# Cut to form category of 20% obese subjects
# and make into mxFactors (ensure ordered is TRUE, and require levels)
obLevels = c('normal', 'obese')
cuts      = quantile(twinData[, "bmi1"], probs = .2, na.rm = TRUE)
twinData$obese1= cut(twinData$bmi1, breaks=c(-Inf,cuts,Inf), labels=obLevels)
twinData$obese2= cut(twinData$bmi2, breaks=c(-Inf,cuts,Inf), labels=obLevels)
ordDVs = c("obese1", "obese2")
twinData[, ordDVs] = umxFactor(twinData[, ordDVs])

selDVs = c("wt", "obese")
mzData = twinData[twinData$zygosity %in% "MZFF",]
dzData = twinData[twinData$zygosity %in% "DZFF",]
m1 = umxACE(selDVs = selDVs, dzData = dzData, mzData = mzData, sep = '')
umxSummary(m1)

# =====
# = Two binary =
# =====
require(umx)
data(twinData)
htLevels = c('short', 'tall')
obLevels = c('normal', 'obese')
cuts      = quantile(twinData[, "bmi1"], probs = .2, na.rm = TRUE)
twinData$obese1= cut(twinData$bmi1, breaks=c(-Inf,cuts,Inf), labels=obLevels)

```

```

twinData$obese2= cut(twinData$bmi2, breaks=c(-Inf,cuts,Inf), labels=obLevels)
ordDVs = c("obese1", "obese2")
twinData[, ordDVs] = umxFactor(twinData[, ordDVs])

twinData$short1 = cut(twinData$ht1, breaks=c(-Inf,1.6,Inf), labels=htLevels)
twinData$short2 = cut(twinData$ht2, breaks=c(-Inf,1.6,Inf), labels=htLevels)
ordDVs = c("short1", "short2")
twinData[, ordDVs] = umxFactor(twinData[, ordDVs])

mzData = twinData[twinData$zygosity %in% "MZFF",]
dzData = twinData[twinData$zygosity %in% "DZFF",]
m1 = umxACE(selDVs = c("short", "obese"), dzData = dzData, mzData = mzData, sep = '')

# =====
# Example with covariance data only =
# =====

require(umx)
data(twinData)
twinData= umx_scale_wide_twin_data(data=twinData, varsToScale= "wt", sep="")
selDVs = c("wt1", "wt2")
mz = cov(twinData[twinData$zygosity %in% "MZFF", selDVs], use = "complete")
dz = cov(twinData[twinData$zygosity %in% "DZFF", selDVs], use = "complete")
m1 = umxACE(selDVs=selDVs, dzData=dz, mzData=mz, numObsDZ=569, numObsMZ=351)
umxSummary(m1)
plot(m1)

```

umxACEcov

Run a Cholesky with covariates that are random (in the expected covariance matrix)

Description

Often, researchers include covariates in 2-group Cholesky `umxACE()` twin models. The `umxACEcov` 'random' option models the covariates in the expected covariance matrix, thus allowing all data to be preserved. The downside is that this method has a strong assumption of multivariate normality. Covariates like age, which are perfectly correlated in twins cannot be used. Covariates like sex, which are ordinal, violate the normality assumption. Binary and ordinal covariates like sex also violate the normality assumption. Which is most of the use cases :-).

Usage

```

umxACEcov(
  name = "ACEcov",
  selDVs,
  selCovs,
  dzData,

```



```

    mzData,
    sep = NULL,
    type = c("Auto", "FIML", "cov", "cor", "WLS", "DWLS", "ULS"),
    allContinuousMethod = c("cumulants", "marginals"),
    dzAr = 0.5,
    dzCr = 1,
    addStd = TRUE,
    addCI = TRUE,
    boundDiag = 0,
    equateMeans = TRUE,
    bVector = FALSE,
    autoRun = getOption("umx_auto_run"),
    tryHard = c("no", "yes", "ordinal", "search"),
    optimizer = NULL
)

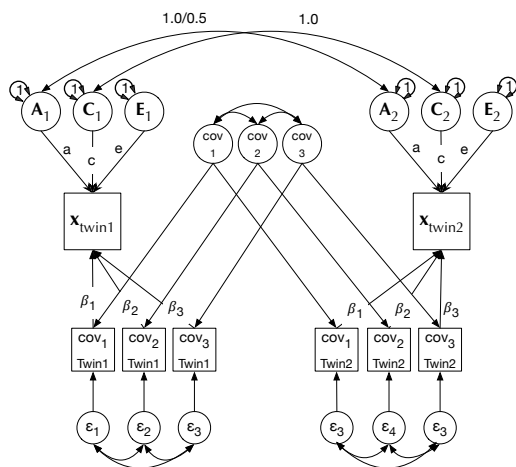
```

Arguments

name	The name of the model (defaults to "ACE").
selDVs	The variables to include from the data (do not include sep).
selCovs	The covariates to include from the data (do not include sep).
dzData	The DZ dataframe.
mzData	The MZ dataframe.
sep	Separator text between basename for twin variable names. Often "_T". Used to expand selDVs into full column names, i.e., "dep" → c("dep_T1", "dep_T2").
type	Analysis method one of c("Auto", "FIML", "cov", "cor", "WLS", "DWLS", "ULS")
allContinuousMethod	"cumulants" or "marginals". Used in all-continuous WLS data to determine if a means model needed.
dzAr	The DZ genetic correlation (defaults to .5, vary to examine assortative mating).
dzCr	The DZ "C" correlation (defaults to 1: set to .25 to make an ADE model).
addStd	Whether to add the algebras to compute a std model (defaults to TRUE).
addCI	Whether to add intervals to compute CIs (defaults to TRUE).
boundDiag	= Whether to bound the diagonal of the a, c, and e matrices.
equateMeans	Whether to equate the means across twins (defaults to TRUE).
bVector	Whether to compute row-wise likelihoods (defaults to FALSE).
autoRun	Whether to run the model (default), or just to create it and return without running.
tryHard	Default ('no') uses normal mxRun. "yes" uses mxTryHard. Other options: "ordinal", "search"
optimizer	optionally set the optimizer. Default (NULL) does nothing.

Details

The following figure shows how the ACE model with random covariates appears as a path diagram:



Value

- `OpenMx::mxModel()` of subclass `mxModel.ACEcov`

References

- Neale, M. C., & Martin, N. G. (1989). The effects of age, sex, and genotype on self-report drunkenness following a challenge dose of alcohol. *Behavior Genetics*, **19**, 63-78. doi:10.1007/BF01065884.
- Schwabe, I., Boomsma, D. I., Zeeuw, E. L., & Berg, S. M. (2015). A New Approach to Handle Missing Covariate Data in Twin Research : With an Application to Educational Achievement Data. *Behavior Genetics*, **46**, 583-95. doi:10.1007/s1051901597711.

See Also

Other Twin Modeling Functions: `power.ACE.test()`, `umx`, `umxACE()`, `umxACEv()`, `umxCP()`, `umxDiffMZ()`, `umxDiscTwin()`, `umxDoC()`, `umxDoCp()`, `umxGxE()`, `umxGxE_window()`, `umxGxEbiv()`, `umxIP()`, `umxMRDoC()`, `umxReduce()`, `umxReduceACE()`, `umxReduceGxE()`, `umxRotate.MxModelCP()`, `umxSexLim()`, `umxSimplex()`, `umxSummarizeTwinData()`, `umxSummaryACE()`, `umxSummaryACEv()`, `umxSummaryDoC()`, `umxSummaryGxEbiv()`, `umxSummarySexLim()`, `umxSummarySimplex()`, `umxTwinMaker()`

Examples

```
## Not run:
# =====
# = BMI, can't use Age as a random covariate =
# =====
require(umx)
data(twinData)
# Replicate age to age1 & age2
```

```

twinData$age1 = twinData$age2 = twinData$age
mzData = subset(twinData, zygoty == "MZFF")
dzData = subset(twinData, zygoty == "DZFF")

# =====
# = Trying to use identical var (like age) as a random cov is ILLEGAL =
# =====
m1 = umxACEcov(selDVs = "bmi", selCovs = "age", dzData = dzData, mzData = mzData, sep = "")

# =====
# = Use an lm-based age-residualisation approach instead =
# =====

resid_data = umx_residualize("bmi", "age", suffixes = 1:2, twinData)
mzData = subset(resid_data, zygoty == "MZFF")
dzData = subset(resid_data, zygoty == "DZFF")
m2 = umxACE("resid", selDVs = "bmi", dzData = dzData, mzData = mzData, sep = "")

# Univariate BMI without covariate of age for comparison
mzData = subset(twinData, zygoty == "MZFF")
dzData = subset(twinData, zygoty == "DZFF")
m3 = umxACE("raw_bmi", selDVs = "bmi", dzData = dzData, mzData = mzData, sep = "")

# =====
# = A bivariate example (need a dataset with a VIABLE COVARIATE to do this) =
# =====
selDVs = "wt" # Set the DVs
selCovs = "ht" # Set the COV
selVars = umx_paste_names(selDVs, covNames = selCovs, sep = "", sep = 1:2)
mzData = subset(twinData, zygoty == "MZFF")
dzData = subset(twinData, zygoty == "DZFF")
m1 = umxACEcov(selDVs = selDVs, selCovs = selCovs,
  dzData = dzData, mzData = mzData, sep = "", autoRun = TRUE
)

## End(Not run)

```

umxACEv

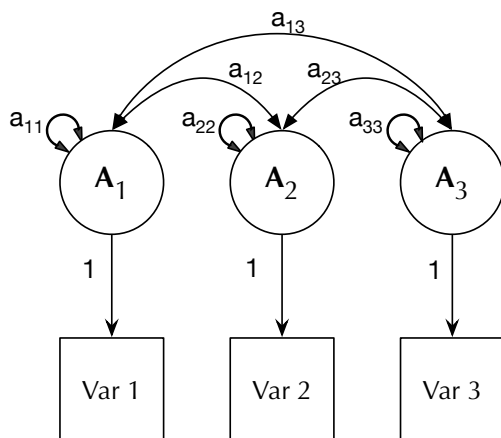
Build and run 2-group uni- or multi-variate ACE models based on VARIANCE (not paths).

Description

A common task in twin modeling involves using the genetic and environmental differences between large numbers of pairs of mono-zygotic (MZ) and di-zygotic (DZ) twins reared together to model the genetic and environmental structure of one, or, typically, several phenotypes. umxACEv directly estimates variance components (rather than paths, which are then squared to produce variance and therefore cannot be negative). It offers better power, correct Type I error and un-biased estimates (with no zero-bound for the variances) as a saturated model. (Verhulst et al, 2019).

The ACE variance-based model decomposes phenotypic variance into additive genetic (A), unique environmental (E) and, optionally, either common environment (shared-environment, C) or non-additive genetic effects (D). Scroll down to details for how to use the function, a figure and multiple examples.

The following figure shows the A components of a trivariate ACEv model:



NOTE: This function does not use the Cholesky decomposition. Instead it directly models variance. This ensures unbiased type-I error rates. It means that occasionally estimates of variance may be negative. This should be used as an occasion to inspect you model choices and data. umxACEv can be used as a base model to validate the ACE Cholesky model, a core model in behavior genetics (Neale and Cardon, 1992).

Usage

```
umxACEv(
  name = "ACEv",
  selDVs,
  selCovs = NULL,
  sep = NULL,
  dzData,
  mzData,
  dzAr = 0.5,
  dzCr = 1,
  type = c("Auto", "FIML", "cov", "cor", "WLS", "DWLS", "ULS"),
  allContinuousMethod = c("cumulants", "marginals"),
  data = NULL,
  zyg = "zygosity",
  weightVar = NULL,
  numObsDZ = NULL,
  numObsMZ = NULL,
  addStd = TRUE,
  addCI = TRUE,
  boundDiag = NULL,
  equateMeans = TRUE,
```

```

    bVector = FALSE,
    autoRun = getOption("umx_auto_run"),
    tryHard = c("no", "yes", "ordinal", "search"),
    optimizer = NULL,
    nSib = 2
)

```

Arguments

name	The name of the model (defaults to "ACE").
selDVs	The variables to include from the data: preferably, just "dep" not c("dep_T1", "dep_T2").
selCovs	(optional) covariates to include from the data (do not include sep in names)
sep	The separator in twin var names, often "_T" in vars like "dep_T1". Simplifies selDVs.
dzData	The DZ dataframe.
mzData	The MZ dataframe.
dzAr	The DZ genetic correlation (defaults to .5, vary to examine assortative mating).
dzCr	The DZ "C" correlation (defaults to 1: set to .25 to make an ADE model).
type	Analysis method one of c("Auto", "FIML", "cov", "cor", "WLS", "DWLS", "ULS").
allContinuousMethod	"cumulants" or "marginals". Used in all-continuous WLS data to determine if a means model needed.
data	If provided, dzData and mzData are treated as valid levels of zyg to select() data sets (default = NULL)
zyg	If data provided, this column is used to select rows by zygosity (Default = "zygosity")
weightVar	= If provided, a vector objective will be used to weight the data. (default = NULL).
numObsDZ	= Number of DZ twins: Set this if you input covariance data.
numObsMZ	= Number of MZ twins: Set this if you input covariance data.
addStd	Whether to add the algebras to compute a std model (defaults to TRUE).
addCI	Whether to add intervals to compute CIs (defaults to TRUE).
boundDiag	= Numeric lbound for diagonal of the a, c, and e matrices. Default = NULL (no bound)
equateMeans	Whether to equate the means across twins (defaults to TRUE).
bVector	Whether to compute row-wise likelihoods (defaults to FALSE).
autoRun	Whether to run the model (default), or just to create it and return without running.
tryHard	Default ('no') uses normal mxRun. "yes" uses mxTryHard. Other options: "ordinal", "search"
optimizer	Optionally set the optimizer (default NULL does nothing).
nSib	Number of sibs, default is 2. Working on 3 :-)

Details

Data Input The function flexibly accepts raw data, and also summary covariance data (in which case the user must also supply numbers of observations for the two input data sets).

Ordinal Data In an important capability, the model transparently handles ordinal (binary or multi-level ordered factor data) inputs, and can handle mixtures of continuous, binary, and ordinal data in any combination.

The function also supports weighting of individual data rows. In this case, the model is estimated for each row individually, then each row likelihood is multiplied by its weight, and these weighted likelihoods summed to form the model-likelihood, which is to be minimized. This feature is used in the non-linear GxE model functions.

Additional features The umxACEv function supports varying the DZ genetic association (defaulting to .5) to allow exploring assortative mating effects, as well as varying the DZ “C” factor from 1 (the default for modeling family-level effects shared 100% by twins in a pair), to .25 to model dominance effects.

note: Only one of C or D may be estimated simultaneously. This restriction reflects the lack of degrees of freedom to simultaneously model C and D with only MZ and DZ twin pairs (Eaves et al. 1978 p267).

Value

- `OpenMx::mxModel()` subclass `mxModelACEv`

References

- Verhulst, B., Prom-Wormley, E., Keller, M., Medland, S., & Neale, M. C. (2019). Type I Error Rates and Parameter Bias in Multivariate Behavioral Genetic Models. *Behav Genet*, **49**, 99-111. doi:10.1007/s105190189942y
- Eaves, L. J., Last, K. A., Young, P. A., & Martin, N. G. (1978). Model-fitting approaches to the analysis of human behaviour. *Heredity*, **41**, 249-320. doi:10.1038/hdy.1978.101

See Also

Other Twin Modeling Functions: `power.ACE.test()`, `umx`, `umxACE()`, `umxACEcov()`, `umxCP()`, `umxDiffMZ()`, `umxDiscTwin()`, `umxDoC()`, `umxDoCp()`, `umxGxE()`, `umxGxE_window()`, `umxGxEbiv()`, `umxIP()`, `umxMRDoC()`, `umxReduce()`, `umxReduceACE()`, `umxReduceGxE()`, `umxRotate.MxModelCP()`, `umxSexLim()`, `umxSimplex()`, `umxSummarizeTwinData()`, `umxSummaryACE()`, `umxSummaryACEv()`, `umxSummaryDoC()`, `umxSummaryGxEbiv()`, `umxSummarySexLim()`, `umxSummarySimplex()`, `umxTwinMaker()`

Examples

```
## Not run:

# =====
# = Univariate model of weight =
# =====
require(umx)
data(twinData) # ?twinData from Australian twins.
```

```

# Things to note: ACE model of weight will return a NEGATIVE variance in C.
# This is exactly why we have ACEv! It suggests we need a different model
# In this case: ADE.
# Other things to note:
# 1. umxACEv can figure out variable names: provide "sep", and selVars.
#    Function generates: "wt" -> "wt1" "wt2"
# 2. umxACEv picks the variables it needs from the data.

mzData = twinData[twinData$zygosity %in% "MZFF", ]
dzData = twinData[twinData$zygosity %in% "DZFF", ]
m1 = umxACEv(selDVs = "wt", sep = "", dzData = dzData, mzData = mzData)

# A short cut (which is even shorter for "_T" twin data with "MZ"/"DZ" data in zygosity column is:
m1 = umxACEv(selDVs = "wt", sep = "", dzData = "MZFF", mzData = "DZFF", data = twinData)
# =====
# = Evidence for dominance ? (DZ correlation set to .25) =
# =====
m2 = umxACEv("ADE", selDVs = "wt", sep = "", dzData = dzData, mzData = mzData, dzCr = .25)
# note: the underlying matrices are still called A, C, and E.
# I catch this in the summary table, so columns are labeled A, D, and E.
# However, currently, the plot will say A, C, E.

# We can modify this model, dropping dominance component (still called C),
# and see a comparison:
m3 = umxModify(m2, update = "C_r1c1", comparison = TRUE, name="AE")
# =====
# = Well done! Now you can make modify twin models in umx =
# =====

# =====
# = How heritable is height? =
# =====
#
# Note: Height has a small variance. umx can typically picks good starts,
#    but scaling is advisable.
#
require(umx)
# Load data and rescale height to cm (var in m too small)
data(twinData) # ?twinData from Australian twins.
twinData[,c("ht1", "ht2")] = twinData[,c("ht1", "ht2")]*100

mzData = twinData[twinData$zygosity %in% "MZFF", ]
dzData = twinData[twinData$zygosity %in% "DZFF", ]
m1 = umxACEv(selDVs = "ht", sep = "", dzData = dzData, mzData = mzData)

umxSummary(m1, std = FALSE) # unstandardized
plot(m1)

# tip: with report = "html", umxSummary can print the table to your browser!
# tip: You can turn off auto-plot with umx_set_auto_plot(FALSE)

# =====
# = Evidence for dominance ? (DZ correlation set to .25) =

```

```

# =====
m2 = umxACEv("ADE", selDVs = "ht", dzCr = .25, sep="", dzData = dzData, mzData = mzData)
umxCompare(m2, m1) # Is ADE better?
umxSummary(m2, comparison = m1) # nb: though this is ADE, matrices are still called A,C,E

# We can modify this model, dropping shared environment, and see a comparison:
m3 = umxModify(m2, update = "C_r1c1", comparison = TRUE, name = "AE")

# =====
# = Bivariate height and weight model =
# =====

data(twinData)
twinData[,c("ht1", "ht2")] = twinData[,c("ht1", "ht2")]*100
mzData = twinData[twinData$zygosity %in% c("MZFF", "MZMM"), ]
dzData = twinData[twinData$zygosity %in% c("DZFF", "DZMM", "DZOS"), ]
m1 = umxACEv(selDVs = c("ht", "wt"), sep = '', dzData = dzData, mzData = mzData)

# =====
# = Ordinal example =
# =====
require(umx)
data(twinData)

# Cut bmi column to form ordinal obesity variables
cutPoints = quantile(twinData[, "bmi1"], probs = c(.5, .2), na.rm = TRUE)
obesityLevels = c('normal', 'overweight', 'obese')
twinData$obese1 = cut(twinData$bmi1, breaks = c(-Inf, cutPoints, Inf), labels = obesityLevels)
twinData$obese2 = cut(twinData$bmi2, breaks = c(-Inf, cutPoints, Inf), labels = obesityLevels)

# Make the ordinal variables into mxFactors (ensure ordered is TRUE, and require levels)
twinData[, c("obese1", "obese2")] = umxFactor(twinData[, c("obese1", "obese2")])
mzData = twinData[twinData$zygosity %in% "MZFF", ]
dzData = twinData[twinData$zygosity %in% "DZFF", ]
m2 = umxACEv(selDVs = "obese", dzData = dzData, mzData = mzData, sep = '')

# FYI: Show mz, dz, and t1 and t2 have the same levels!
str(mzData)

# =====
# = Bivariate continuous and ordinal example =
# =====
data(twinData)
# Cut bmi column to form ordinal obesity variables
ordDVs = c("obese1", "obese2")
obesityLevels = c('normal', 'overweight', 'obese')
cutPoints = quantile(twinData[, "bmi1"], probs = c(.5, .2), na.rm = TRUE)
twinData$obese1 = cut(twinData$bmi1, breaks = c(-Inf, cutPoints, Inf), labels = obesityLevels)
twinData$obese2 = cut(twinData$bmi2, breaks = c(-Inf, cutPoints, Inf), labels = obesityLevels)

# Make the ordinal variables into ordered mxFactors
twinData[, ordDVs] = umxFactor(twinData[, ordDVs])

```



```

# umxACEv can trim out unused variables on its own
mzData = twinData[twinData$zygosity %in% "MZFF", ]
dzData = twinData[twinData$zygosity %in% "DZFF", ]

m1 = umxACEv(selDVs = c("wt", "obese"), dzData = dzData, mzData = mzData, sep = '')
plot(m1)

# =====
# = Mixed continuous and binary example =
# =====
require(umx)
data(twinData)
# Cut to form category of 20% obese subjects
# and make into mxFactors (ensure ordered is TRUE, and require levels)
cutPoints = quantile(twinData[, "bmi1"], probs = .2, na.rm = TRUE)
obesityLevels = c('normal', 'obese')
twinData$obese1 = cut(twinData$bmi1, breaks = c(-Inf, cutPoints, Inf), labels = obesityLevels)
twinData$obese2 = cut(twinData$bmi2, breaks = c(-Inf, cutPoints, Inf), labels = obesityLevels)
ordDVs = c("obese1", "obese2")
twinData[, ordDVs] = umxFactor(twinData[, ordDVs])

selDVs = c("wt", "obese")
mzData = twinData[twinData$zygosity %in% "MZFF", ]
dzData = twinData[twinData$zygosity %in% "DZFF", ]
m1 = umxACEv(selDVs = selDVs, dzData = dzData, mzData = mzData, sep = '')
umxSummary(m1)

# =====
# Example with covariance data only =
# =====

require(umx)
data(twinData)
selDVs = c("wt")
mz = cov(twinData[twinData$zygosity %in% "MZFF", tvars(selDVs, "")], use = "complete")
dz = cov(twinData[twinData$zygosity %in% "DZFF", tvars(selDVs, "")], use = "complete")
m1 = umxACEv(selDVs = selDVs, sep= "", dzData = dz, mzData= mz, numObsDZ= 569, numObsMZ= 351)
umxSummary(m1, std = FALSE)

## End(Not run)

```

umxAlgebra

A simple wrapper for mxAlgebra with name as the first parameter for more readable compact code.

Description

umxAlgebra is a wrapper for mxAlgebra which has the name parameter first in order.

Usage

```
umxAlgebra(
  name = NA,
  expression,
  dimnames = NA,
  ...,
  joinKey = as.character(NA),
  joinModel = as.character(NA),
  verbose = 0L,
  initial = matrix(as.numeric(NA), 1, 1),
  recompute = c("always", "onDemand"),
  fixed = "deprecated_use_recompute"
)
```

Arguments

name	The name of the algebra (Default = NA). Note the different order compared to mxAlgebra!
expression	The algebra
dimnames	Dimnames of the algebra
...	Other parameters
joinKey	See mxAlgebra documentation
joinModel	See mxAlgebra documentation
verbose	Quiet or informative
initial	See mxAlgebra documentation
recompute	See mxAlgebra documentation
fixed	= See mxAlgebra documentation

Value

- [OpenMx::mxAlgebra\(\)](#)

See Also

- [umxMatrix\(\)](#)

Other Advanced Model Building Functions: [umx](#), [umxFixAll\(\)](#), [umxJiggle\(\)](#), [umxRun\(\)](#), [umxThresholdMatrix\(\)](#), [umxUnexplainedCausalNexus\(\)](#), [xmuLabel\(\)](#), [xmuValues\(\)](#)

Examples

```
## Not run:
A = umxMatrix("A", "Full", nrow = 3, ncol = 3, values=2)
B = umxAlgebra("B", A)
C = umxAlgebra(A + B, name = "C")
D = umxAlgebra(sin(C), name = "D")
m1 = mxRun(mxModel("AlgebraExample", A, B, C, D ))
```

```

mxEval(D, m1)

x = umxAlgebra("circ", expression = 2 * pi)
class(x$formula)
x = mxAlgebra(name = "circ", 2 * pi)
class(x$formula) # "call"

## End(Not run)

```

```

umxAPA          Creates nicely formatted journal-style summaries of models, p-values,
                  data-frames and much more.

```

Description

umxAPA creates APA-style reports from a range of statistical models, or to summarize data. I wrote it to suit me.

Nice alternatives include `jtools::summ`.

Example functionality includes:

1. Given an `stats::lm()` model, umxAPA will return a formatted effect, including 95% CI. e.g.: `umxAPA(lm(mpg~wt, data=mtcars), "wt")` yields: $\beta = -5.34$ [-6.48, -4.20], $p < 0.001$. here "wt" restricts the output to just the named effect.
2. umxAPA also supports `t.test()`, `stats::glm()`, `cor.test()`, and others as I need them.
3. Get a CI from `obj=beta` and `se=se`: `umxAPA(-0.30, .03)` returns $\beta = -0.3$ [-0.36, -0.24]
4. Back out an SE from β and CI: `umxAPA(-0.030, c(-0.073, 0.013))` returns $\beta = -0.03$, `se = 0.02`
5. Given only a number as `obj`, will be treated as a p-value, and returned in APA format.
6. Given a dataframe, umxAPA will return a table of correlations with means and SDs in the last row. e.g.: `umxAPA(mtcars[,c("cyl", "wt", "mpg",)])` yields:

	cyl	wt	mpg
cyl	1	0.78	-0.85
wt	0.78	1	-0.87
mpg	-0.85	-0.87	1
mean_sd	6.19 (1.79)	3.22 (0.98)	20.09 (6.03)

Usage

```

umxAPA(
  obj = .Last.value,
  se = NULL,
  p = NULL,
  std = FALSE,
  digits = 2,
  use = "complete",

```

```

min = 0.001,
addComparison = NA,
report = c("markdown", "html", "none", "expression"),
lower = TRUE,
test = c("Chisq", "LRT", "Rao", "F", "Cp"),
SEs = TRUE,
means = TRUE,
suffix = "",
cols = NA
)

```

Arguments

obj	A model (e.g. <code>lm()</code> , <code>nlme::lme()</code> , <code>glm()</code> , <code>t.test()</code>), beta-value, or <code>data.frame</code>
se	If obj is a beta, se treated as standard-error (returning a CI). If obj is a model, used to select effect of interest (blank for all effects). Finally, set se to the CI c(lower, upper), to back out the SE.
p	If obj is a beta, use p-value to compute SE (returning a CI).
std	Whether to report std betas (re-runs model on standardized data).
digits	How many digits to round output.
use	If obj is a <code>data.frame</code> , how to handle NAs (default = "complete")
min	For a p-value, the smallest value to report numerically (default .001)
addComparison	For a p-value, whether to add "</" default (NA) adds "<" if necessary
report	What to return (default = 'markdown'). Use 'html' to open a web table. none doesn't print. expression can contain <code>plotmath()</code>
lower	Whether to not show the lower triangle of correlations for a <code>data.frame</code> (Default TRUE)
test	If obj is a <code>glm</code> , which test to use to generate p-values options = "Chisq", "LRT", "Rao", "F", "Cp"
SEs	Whether or not to show correlations with their SE (Default TRUE)
means	Whether or not to show means in a correlation table (Default TRUE)
suffix	A string to append to the result. Mostly used with report = "expression"
cols	Optional, pass in a list of column names when using umxAPA with a <code>dataframe</code> input.

Value

- string

References

- <https://stats.oarc.ucla.edu/r/dae/logit-regression/>

See Also

[SE_from_p\(\)](#)

Other Reporting Functions: [umx](#), [umxFactorScores\(\)](#), [umxGetLatents\(\)](#), [umxGetManifests\(\)](#), [umxGetModel\(\)](#), [umxGetParameters\(\)](#), [umxParameters\(\)](#), [umx_aggregate\(\)](#), [umx_time\(\)](#)

Examples

```
# =====
# = Report lm (regression/anova) results =
# =====
umxAPA(lm(mpg ~ wt + disp, mtcars)) # Report all parameters
umxAPA(lm(mpg ~ wt + disp, mtcars), "wt") # Just effect of weight
umxAPA(lm(mpg ~ wt + disp, mtcars), std = TRUE) # Standardize model!

#####
# GLM example #
#####

df = mtcars
df$mpg_thresh = 0
df$mpg_thresh[df$mpg > 16] = 1
m1 = glm(mpg_thresh ~ wt + gear, data = df, family = binomial)
umxAPA(m1)

#####
# A t-Test #
#####

umxAPA(t.test(x = 1:10, y = c(7:20)))
umxAPA(t.test(extra ~ group, data = sleep))

# =====
# = Summarize DATA FRAME: Correlations + Means and SDs =
# =====
umxAPA(mtcars[,1:3])
umxAPA(mtcars[,1:3], digits = 3)
umxAPA(mtcars[,1:3], lower = FALSE)
## Not run:
umxAPA(mtcars[,1:3], report = "html")

## End(Not run)

# =====
# = CONFIDENCE INTERVAL from effect and se =
# =====
umxAPA(.4, .3) # parameter 2 interpreted as SE

# Input beta and CI, and back out the SE
umxAPA(-0.030, c(-0.073, 0.013), digits = 3)

# =====
# = Format a p-value =
```

```
# =====  
umxAPA(.0182613) # 0.02  
umxAPA(.00018261) # < 0.001  
umxAPA(.00018261, addComparison = FALSE) # 0.001  
  
# =====  
# = Report a correlation =  
# =====  
data(twinData)  
tmp = subset(twinData, zygoty %in% c("MZFF", "MZMM"))  
m1 = cor.test(~ wt1 + wt2, data = tmp)  
umxAPA(m1)
```

umxBrownie

A recipe Easter-egg for umx

Description

How to cook steak.

Usage

```
umxBrownie()
```

Details

Equipment matters. You should buy a heavy cast-iron skillet, and a digital internal thermometer. Preferably cook over a gas flame.

note: Cheaper cuts like blade steak can come out fine.

See Also

- [OpenMx::omxBrownie\(\)](#)

Other Miscellaneous Functions: [deg2rad\(\)](#), [fin_JustifiedPE\(\)](#), [fin_NI\(\)](#), [fin_interest\(\)](#), [fin_percent\(\)](#), [fin_ticker\(\)](#), [fin_valuation\(\)](#), [rad2deg\(\)](#)

Examples

```
umxBrownie()
```

umxCI *Add (and, optionally, run) confidence intervals to a structural model.*

Description

umxCI adds `OpenMx::mxCI()` calls for requested (default all) parameters in a model, runs these CIs if necessary, and reports them in a neat summary.

Usage

```
umxCI(
  model = NULL,
  which = c("ALL", NA, "list of your making"),
  remove = FALSE,
  run = c("no", "yes", "if necessary", "show"),
  interval = 0.95,
  type = c("both", "lower", "upper"),
  regex = NULL,
  showErrorCodes = TRUE
)
```

Arguments

model	The <code>OpenMx::mxModel()</code> you wish to report <code>OpenMx::mxCI()</code> s on
which	What CIs to add: <code>c("ALL", NA, "list of your making")</code>
remove	= FALSE (if set, removes existing specified CIs from the model)
run	Whether or not to compute the CIs. Valid values = "no" (default), "yes", "if necessary". 'show' means print the intervals if computed, or list their names if not.
interval	The interval for newly added CIs (defaults to 0.95)
type	The type of CI (defaults to "both", options are "lower" and "upper")
regex	Add CIs for labels matching this regular expression (over-rides which)
showErrorCodes	Whether to show errors (default == TRUE)

Details

umxCI also reports if any problems were encountered. The codes are standard OpenMx errors and warnings

- 1: The final iterate satisfies the optimality conditions to the accuracy requested, but the sequence of iterates has not yet converged. NPSOL was terminated because no further improvement could be made in the merit function (Mx status GREEN)
- 2: The linear constraints and bounds could not be satisfied. The problem has no feasible solution.

- 3: The nonlinear constraints and bounds could not be satisfied. The problem may have no feasible solution.
- 4: The major iteration limit was reached (Mx status BLUE).
- 6: The model does not satisfy the first-order optimality conditions to the required accuracy, and no improved point for the merit function could be found during the final linesearch (Mx status RED)
- 7: The function derivatives returned by funcon or funobj appear to be incorrect.
- 9: An input parameter was invalid.

If run = "no", the function simply adds the CI requests, but returns the model without running them.

Value

- `OpenMx::mxModel()`

References

- <https://github.com/tbates/umx>

See Also

- `stats::confint()`, `umxConfint()`, `umxCI()`, `umxModify()`

Other Reporting functions: `RMSEA()`, `RMSEA.MxModel()`, `RMSEA.summary.mxmodel()`, `extractAIC.MxModel()`, `loadings()`, `loadings.MxModel()`, `residuals.MxModel()`, `tmx_show()`, `tmx_show.MxMatrix()`, `umxCI_boot()`, `umxConfint()`, `umxExpCov()`, `umxExpMeans()`, `umxFitIndices()`, `umxRotate()`

Examples

```
## Not run:
require(umx)
data(demoOneFactor)
manifests = names(demoOneFactor)

m1 = umxRAM("One Factor", data = demoOneFactor, type = "cov",
  umxPath("G", to = manifests),
  umxPath(var = manifests),
  umxPath(var = "G", fixedAt = 1)
)
m1$intervals # none yet - empty list()
m1 = umxCI(m1)
m1$intervals # $G_to_x1...
m1 = umxCI(m1, remove = TRUE) # remove CIs from the model and return it
m1$intervals # none again

# Add CIs by name
parameters(m1, patt="_with_")
m1 = umxCI(m1, which = "x1_with_x1")
m1 = umxCI(m1, which = c("x1_with_x1", "x2_with_x2"))
m1 = umxCI(m1, regex = "x1_with_", run= "yes")
#           lbound estimate ubound lbound Code ubound Code
```



```

# x1_with_x1  0.036    0.041  0.047          0          0

# =====
# = A twin model example =
# =====
data(twinData)
mzData = subset(twinData, zygotity == "MZFF")
dzData = subset(twinData, zygotity == "DZFF")
m1 = umxACE(selDVs = c("bmi1", "bmi2"), dzData = dzData, mzData = mzData)
umxCI(m1, run = "show") # show what will be requested
umxCI(m1, run = "yes") # actually compute the CIs
# Don't force update of CIs, but if they were just added, then calculate them
umxCI(m1, run = "if necessary")
m1 = umxCI(m1, remove = TRUE) # remove them all
m1$intervals # none!
# Show what parameters are available to get CIs on
umxParameters(m1)
# Request a CI by label:
m1 = umxCI(m1, which = "a_r1c1", run = "yes")

## End(Not run)

```

umxCI_boot

umxCI_boot

Description

Compute boot-strapped Confidence Intervals for parameters in an `OpenMx::mxModel()` The function creates a sampling distribution for parameters by repeatedly drawing samples with replacement from your data and then computing the statistic for each redrawn sample.

Usage

```

umxCI_boot(
  model,
  rawData = NULL,
  type = c("par.expected", "par.observed", "empirical"),
  std = TRUE,
  rep = 1000,
  conf = 95,
  dat = FALSE,
  digits = 3
)

```

Arguments

<code>model</code>	is an optimized <code>mxModel</code>
<code>rawData</code>	is the raw data matrix used to estimate model

type	is the kind of bootstrap you want to run. "par.expected" and "par.observed" use parametric Monte Carlo bootstrapping based on your expected and observed covariance matrices, respectively. "empirical" uses empirical bootstrapping based on rawData.
std	specifies whether you want CIs for unstandardized or standardized parameters (default: std = TRUE)
rep	is the number of bootstrap samples to compute (default = 1000).
conf	is the confidence value (default = 95)
dat	specifies whether you want to store the bootstrapped data in the output (useful for multiple analyses, such as mediation analysis)
digits	rounding precision

Value

- expected covariance matrix

See Also

- [umxExpMeans\(\)](#), [umxExpCov\(\)](#)

Other Reporting functions: [RMSEA\(\)](#), [RMSEA.MxModel\(\)](#), [RMSEA.summary.mxmodel\(\)](#), [extractAIC.MxModel\(\)](#), [loadings\(\)](#), [loadings.MxModel\(\)](#), [residuals.MxModel\(\)](#), [tmx_show\(\)](#), [tmx_show.MxMatrix\(\)](#), [umxCI\(\)](#), [umxConfint\(\)](#), [umxExpCov\(\)](#), [umxExpMeans\(\)](#), [umxFitIndices\(\)](#), [umxRotate\(\)](#)

Examples

```
## Not run:
require(umx)
data(demoOneFactor)
manifests = names(demoOneFactor)

m1 = umxRAM("One Factor", data = demoOneFactor, type = "cov",
  umxPath("G", to = manifests),
  umxPath(var = manifests),
  umxPath(var = "G", fixedAt = 1.0)
)

umxCI_boot(m1, type = "par.expected")

## End(Not run)
```

Description

One way of assessing causal relationships is by introducing time into the analyses. `umxCLPM` implements three cross-lagged panel models (CLPM) from the literature. The first is the classic CLPM from Heise (1969), the second is the CLPM from Hamaker et al. (2015), and the third is the CLPM from STARTS (1995). You simply pass the number of waves and the data set along with the model you wish to run.

Sketch mode is available; if you pass column names to data, a model object is returned for manipulation later.

Usage

```
umxCLPM(
  waves,
  name = NULL,
  model = c("Hamaker2015", "Heise1969", "STARTS1995", "IV_RI_CLPM"),
  data = NULL,
  counts = NULL,
  summary = !umx_set_silent(silent = TRUE),
  autoRun = getOption("umx_auto_run"),
  tryHard = c("no", "yes", "ordinal", "search"),
  verbose = FALSE,
  batteries = c("scale", "ordinaloptim"),
  std = FALSE,
  ivs = NULL,
  defn = NULL,
  defto = NULL,
  type = c("Auto", "FIML", "cov", "cor", "WLS", "DWLS", "ULS"),
  allContinuousMethod = c("cumulants", "marginals")
)
```

Arguments

<code>waves</code>	Number of waves of data.
<code>name</code>	The name of the model (defaults to "Heise1969", "Hamaker2015", "STARTS1995" or "IV_RI_CLPM").
<code>model</code>	Model type ("Hamaker2015", "Heise1969", "STARTS1995", or "IV_RI_CLPM").
<code>data</code>	Data frame for the analysis.
<code>counts</code>	Optional vector of count data columns.
<code>summary</code>	Logical indicating whether to show a summary (default: TRUE if silent is not set).
<code>autoRun</code>	Logical indicating whether to run the model (default to <code>getOption("umx_auto_run")</code>).
<code>tryHard</code>	Method for fitting the model ("no", "yes", "ordinal", "search").
<code>verbose</code>	Logical to control verbose output (default: FALSE).
<code>batteries</code>	A character vector of pre-processing options ("scale", "ordinaloptim", "thresholds").

std	Logical indicating whether to standardize the output (default: FALSE).
ivs	Optional vector of instrumental variable column names.
defn	Optional definition variable.
defto	Optional variable to which to define.
type	The method for handling missing data ("Auto", "FIML", "cov", "cor", "WLS", "DWLS", "ULS").
allContinuousMethod	Method for handling continuous data ("cumulants", "marginals").

Value

An OpenMx model object.

References

Kenny, D.A., & Zautra, A. (1995). The trait-state-error model for multiwave data. *Journal of Consulting and Clinical Psychology*, **63**, 52–59. doi:10.1037/0022006X.63.1.52 Hamaker E.L., Kuiper R.M., & Grasman R. (2015). A critique of the cross-lagged panel model. *Psychological Methods*, **20**, 102–116. doi:10.1037/a0038889 Heise D. R. (1970). Causal inference from panel data. *Sociological Methodology*, **2**, 3–27. doi:10.2307/270780

Examples

```
## Not run:

# =====
# = 1. Load Data =
# =====
data(docData)
dt <- docData[2:9]

# =====
# = 2. Make a CLPM model =
# =====
hamaker <- umxCLPM(waves = 4, name = "mymodel", model = "Hamaker2015", data = dt)

## End(Not run)
```

umxCompare

Print a comparison table of one or more `OpenMx::mxModel()`s, formatted nicely.

Description

umxCompare compares two or more `OpenMx::mxModel()`s. It has several nice features:

1. It supports direct control of rounding, and reports p-values rounded to APA style.
2. It reports the table in your preferred format (default is markdown, options include latex).
3. Table columns are arranged to make for easy comparison for readers.
4. `report = 'inline'`, will provide an English sentence suitable for a paper.
5. `report = "html"` opens a web table in your browser to paste into a word processor.

Note: If you leave comparison blank, it will just give fit info for the base model

Usage

```
umxCompare(
  base = NULL,
  comparison = NULL,
  all = TRUE,
  digits = 3,
  report = c("markdown", "html", "inline"),
  compareWeightedAIC = FALSE,
  silent = FALSE,
  file = "tmp.html"
)
```

Arguments

base	The base <code>OpenMx::mxModel()</code> for comparison
comparison	The model (or list of models) which will be compared for fit with the base model (can be empty)
all	Whether to make all possible comparisons if there is more than one base model (defaults to T)
digits	rounding for p-values etc.
report	"markdown" (default), "inline" (a sentence suitable for inclusion in a paper), or "html". create a web table and open your default browser. (handy for getting tables into Word, and other text systems!)
compareWeightedAIC	Show the Wagenmakers AIC weighted comparison (default = FALSE)
silent	(don't print, just return the table as a dataframe (default = FALSE)
file	file to write html too if report = "html" (defaults to "tmp.html")

References

- <https://github.com/tbates/umx>

See Also

- [umxSummary\(\)](#), [umxRAM\(\)](#), [umxCompare\(\)](#)

Other Model Summary and Comparison: [umx](#), [umxEquate\(\)](#), [umxMI\(\)](#), [umxReduce\(\)](#), [umxSetParameters\(\)](#), [umxSummary\(\)](#)

Examples

```
## Not run:
require(umx)
data(demoOneFactor)
manifests = names(demoOneFactor)

m1 = umxRAM("One Factor", data = demoOneFactor, type = "cov",
  umxPath("G", to = manifests),
  umxPath(var = manifests),
  umxPath(var = "G", fixedAt = 1)
)

m2 = umxModify(m1, update = "G_to_x2", name = "drop_path_2_x2")
umxCompare(m1, m2)
umxCompare(m1, m2, report = "inline") # Add English-sentence descriptions
umxCompare(m1, m2, report = "html") # Open table in browser

# Two comparison models
m3 = umxModify(m2, update = "G_to_x3", name = "drop_path_2_x2_and_3")

umxCompare(m1, c(m2, m3))
umxCompare(m1, c(m2, m3), compareWeightedAIC = TRUE)
umxCompare(c(m1, m2), c(m2, m3), all = TRUE)

manifests = names(demoOneFactor)
m1 = umxRAM("WLS", data = demoOneFactor, type = "DWLS",
  umxPath("G", to = manifests),
  umxPath(var = manifests),
  umxPath(var = "G", fixedAt = 1)
)

m2 = umxModify(m1, update = "G_to_x2", name = "drop_path_2_x2")
umxCompare(m1, m2)
umxCompare(m1, m2, report = "inline") # Add English-sentence descriptions
umxCompare(m1, m2, report = "html") # Open table in browser

## End(Not run)
```

umxConfint

Get confidence intervals from a umx model

Description

Implements confidence interval function for umx models.

Usage

```
umxConfint(
  object,
  parm = c("existing", "all", "or one or more labels", "smart"),
  wipeExistingRequests = TRUE,
  level = 0.95,
  run = FALSE,
  showErrorCodes = FALSE,
  optimizer = c("SLSQP", "NPSOL", "CSOLNP", "current")
)
```

Arguments

object	An <code>OpenMx::mxModel()</code> , possibly already containing <code>OpenMx::mxCI()</code> s that have been <code>OpenMx::mxRun()</code> with <code>intervals = TRUE</code>)
parm	Which parameters to get confidence intervals for. Can be "existing", "all", or one or more parameter names.
wipeExistingRequests	Whether to remove existing CIs when adding new ones (ignored if <code>parm = 'existing'</code>).
level	The confidence level required (default = .95)
run	Whether to run the model (defaults to FALSE)
showErrorCodes	(default = FALSE)
optimizer	For difficult CIs, trying other optimizers can help!

Details

Note: By default, requesting new CIs wipes the existing ones. To keep these, set `wipeExistingRequests = FALSE`.

Because CIs can take time to run, by default only already-computed CIs will be reported. To run new CIs, set `run = TRUE`.

Note: OpenMx defines a `confint` function which will return SE-based CIs.

If `parm` is empty, and `run = FALSE`, a message will alert you to set `run = TRUE`.

Value

- `OpenMx::mxModel()`

References

- <https://github.com/tbates/umx>

See Also

- `stats::confint()`, `OpenMx::mxSE()`, `umxCI()`, `OpenMx::mxCI()`

Other Reporting functions: `RMSEA()`, `RMSEA.MxModel()`, `RMSEA.summary.mxmodel()`, `extractAIC.MxModel()`, `loadings()`, `loadings.MxModel()`, `residuals.MxModel()`, `tmx_show()`, `tmx_show.MxMatrix()`, `umxCI()`, `umxCI_boot()`, `umxExpCov()`, `umxExpMeans()`, `umxFitIndices()`, `umxRotate()`

Examples

```
## Not run:
require(umx)
data(demoOneFactor)

manifests = names(demoOneFactor)
m1 = umxRAM("OneFactor", data = demoOneFactor, type = "cov",
  umxPath(from = "G", to = manifests),
  umxPath(var = manifests),
  umxPath(var = "G", fixedAt = 1)
)

m1 = umxConfint(m1, run = TRUE) # There are no existing CI requests...

# Add a CI request for "G_to_x1", run, and report. Save with this CI computed
m2 = umxConfint(m1, parm = "G_to_x1", run = TRUE)

# Just print out any existing CIs
umxConfint(m2)

# CI requests added for free matrix parameters. User prompted to set run = TRUE
m3 = umxConfint(m1, "all")

# Run the requested CIs
m3 = umxConfint(m3, run = TRUE)

# Run CIs for free one-headed (asymmetric) paths in RAM model.
# note: Deletes other existing requests,
tmp = umxConfint(m1, parm = "A", run = TRUE)

# Wipe existing CIs, add G_to_x1
tmp = umxConfint(m1, parm = "G_to_x1", run = TRUE, wipeExistingRequests = TRUE)

# For some twin models, a "smart" mode is implemented
# note: only implemented for umxCP so far
m2 = umxConfint(m1, "smart")

## End(Not run)
```


Description

A version of `cov2cor()` that forces upper and lower triangles to be *identical* (rather than nearly identical)

Usage

```
umxCov2cor(x)
```

Arguments

x something that `cov2cor` can work on (matrix, df, etc.)

Value

- A correlation matrix

References

- <https://github.com/tbates/umx>

See Also

`cov2cor()`

Other Miscellaneous Stats Functions: `FishersMethod()`, `SE_from_p()`, `geometric_mean()`, `harmonic_mean()`, `oddsratio()`, `reliability()`, `umx`, `umxHetCor()`, `umxParan()`, `umxWeightedAIC()`, `umx_apply()`, `umx_cor()`, `umx_means()`, `umx_r_test()`, `umx_round()`, `umx_scale()`, `umx_var()`

Examples

```
umxCov2cor(cov(mtcars[,1:5]))
```

umxCP

umxCP: Build and run a Common Pathway twin model

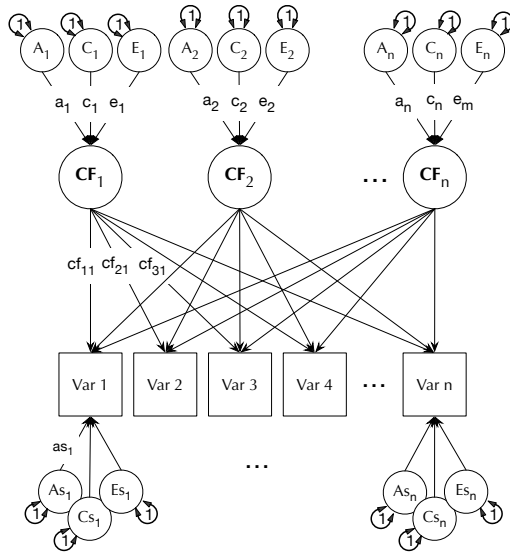
Description

Make a 2-group Common Pathway twin model.

The common-pathway model (aka "psychometric model" (McArdle and Goldsmith, 1990) provides a powerful tool for theory-based testing of genetic and environmental differences. It proposes that A, C, and E components act on a latent substrate (organ, mental mechanism etc.) and this is manifested in the measured phenotypes.

umxCP supports this with pairs of mono-zygotic (MZ) and di-zygotic (DZ) twins reared together to model the genetic and environmental structure of multiple phenotypes (measured behaviors).

Common-pathway path diagram:



As can be seen, each phenotype also by default has A, C, and E influences specific to that phenotype.

Features include the ability to include more than one common pathway, to use ordinal data.

note: The function `umx_set_optimization_options()` allows users to see and set `mvnRelEps` and `mvnMaxPointsA` `mvnRelEps` defaults to `.005`. For ordinal models, you might find that `'0.01'` works better.

Usage

```
umxCP(
  name = "CP",
  selDVs,
  selCovs = NULL,
  dzData = NULL,
  mzData = NULL,
  sep = NULL,
  nFac = 1,
  type = c("Auto", "FIML", "cov", "cor", "WLS", "DWLS", "ULS"),
  data = NULL,
  zyg = "zygosity",
  allContinuousMethod = c("cumulants", "marginals"),
  correlatedACE = FALSE,
  dzAr = 0.5,
  dzCr = 1,
  autoRun = getOption("umx_auto_run"),
  tryHard = c("yes", "no", "ordinal", "search"),
  optimizer = NULL,
  equateMeans = TRUE,
  weightVar = NULL,
  bVector = FALSE,
  boundDiag = 0,
```

```

    addStd = TRUE,
    addCI = TRUE,
    numObsDZ = NULL,
    numObsMZ = NULL,
    freeLowerA = FALSE,
    freeLowerC = FALSE,
    freeLowerE = FALSE,
    correlatedA = "deprecated"
  )

```

Arguments

name	The name of the model (defaults to "CP").
selDVs	The variables to include. omit sep in selDVs, i.e., just "dep" not c("dep_T1", "dep_T2").
selCovs	basenames for covariates
dzData	The DZ dataframe.
mzData	The MZ dataframe.
sep	(required) The suffix for twin 1 and twin 2, often "_T".
nFac	How many common factors (default = 1)
type	One of "Auto", "FIML", "cov", "cor", "WLS", "DWLS", "ULS"
data	If provided, dzData and mzData are treated as valid levels of zyg to select() data sets (default = NULL)
zyg	If data provided, this column is used to select rows by zygosity (Default = "zygosity")
allContinuousMethod	"cumulants" or "marginals". Used in all-continuous WLS data to determine if a means model needed.
correlatedACE	DON'T USE THIS! Allows correlations between the factors built by each of the a, c, and e matrices. Default = FALSE.
dzAr	The DZ genetic correlation (defaults to .5, vary to examine assortative mating).
dzCr	The DZ "C" correlation (defaults to 1: set to .25 to make an ADE model).
autoRun	Whether to run the model (default), or just to create it and return without running.
tryHard	Default ("yes") uses mxTryHard, "no" uses normal mxRun. Other options: "ordinal", "search"
optimizer	optionally set the optimizer (default NULL does nothing).
equateMeans	Whether to equate the means across twins (defaults to TRUE).
weightVar	If provided, a vector objective will be used to weight the data. (default = NULL).
bVector	Whether to compute row-wise likelihoods (defaults to FALSE).
boundDiag	= Numeric lbound for diagonal of the a_cp, c_cp, & e_cp matrices. Set = NULL to ignore.

addStd	Whether to add the algebras to compute a std model (defaults to TRUE).
addCI	Whether to add the interval requests for CIs (defaults to TRUE).
numObsDZ	= not yet implemented: Ordinal Number of DZ twins: Set this if you input covariance data.
numObsMZ	= not yet implemented: Ordinal Number of MZ twins: Set this if you input covariance data.
freeLowerA	(ignore): Whether to leave the lower triangle of A free (default = FALSE).
freeLowerC	(ignore): Whether to leave the lower triangle of C free (default = FALSE).
freeLowerE	(ignore): Whether to leave the lower triangle of E free (default = FALSE).
correlatedA	deprecated.

Details

Like the `umxACE()` model, the CP model decomposes phenotypic variance into additive genetic (A), unique environmental (E) and, optionally, either common or shared-environment (C) or non-additive genetic effects (D).

Unlike the Cholesky, these factors do not act directly on the phenotype. Instead latent A, C, and E influences impact on one or more latent factors which in turn account for variance in the phenotypes (see Figure).

Data Input Currently, the `umxCP` function accepts only raw data. This may change in future versions.

Ordinal Data

In an important capability, the model transparently handles ordinal (binary or multi-level ordered factor data) inputs, and can handle mixtures of continuous, binary, and ordinal data in any combination.

Additional features

The `umxCP` function supports varying the DZ genetic association (defaulting to .5) to allow exploring assortative mating effects, as well as varying the DZ “C” factor from 1 (the default for modeling family-level effects shared 100% by twins in a pair), to .25 to model dominance effects.

Matrices and Labels in CP model

A good way to see which matrices are used in `umxCP` is to run an example model and plot it.

All the shared matrices are in the model "top".

Matrices `top$as`, `top$cs`, and `top$es` contain the path loadings specific to each variable on their diagonals.

So, to see the 'as' values, labels, or free states, you can say:

```
m1$top$as$values
```

```
m1$top$as$free
```

```
m1$top$as$labels
```

Labels relevant to modifying the specific loadings take the form "as_r1c1", "as_r2c2" etc.

The common-pathway loadings on the factors are in matrices `top$a_cp`, `top$c_cp`, `top$e_cp`.

The common factors themselves are in the matrix `top$cp_loadings` (an `nVar * 1` matrix)

Less commonly-modified matrices are the mean matrix `expMean`. This has 1 row, and the columns are laid out for each variable for twin 1, followed by each variable for twin 2. So, in a model where the means for twin 1 and twin 2 had been equated (`set = to T1`), you could make them independent again with this line:

```
m1$top$expMean$labels[1,4:6] = c("expMean_r1c4", "expMean_r1c5", "expMean_r1c6")
```

For a deep-dive, see [xmu_make_TwinSuperModel\(\)](#)

Value

- [OpenMx::mxModel\(\)](#)

References

- Martin, N. G., & Eaves, L. J. (1977). The Genetical Analysis of Covariance Structure. *Heredity*, **38**, 79-95.
- Kendler, K. S., Heath, A. C., Martin, N. G., & Eaves, L. J. (1987). Symptoms of anxiety and symptoms of depression. Same genes, different environments? *Archives of General Psychiatry*, **44**, 451-457. doi:10.1001/archpsyc.1987.01800170073010.
- McArdle, J. J., & Goldsmith, H. H. (1990). Alternative common factor models for multivariate biometric analyses. *Behavior Genetics*, **20**, 569-608. doi:10.1007/BF01065873.
- <https://github.com/tbates/umx>

See Also

- [umxSummaryCP\(\)](#), [umxPlotCP\(\)](#). See [umxRotate.MxModelCP\(\)](#) to rotate the factor loadings of a [umxCP\(\)](#) model. See [umxACE\(\)](#) for more examples of twin modeling. [plot\(\)](#) and [umxSummary\(\)](#) work for all twin models, e.g., [umxIP\(\)](#), [umxCP\(\)](#), [umxGxE\(\)](#), and [umxACE\(\)](#).

Other Twin Modeling Functions: [power.ACE.test\(\)](#), [umx](#), [umxACE\(\)](#), [umxACEcov\(\)](#), [umxACEv\(\)](#), [umxDiffMZ\(\)](#), [umxDiscTwin\(\)](#), [umxDoC\(\)](#), [umxDoCp\(\)](#), [umxGxE\(\)](#), [umxGxE_window\(\)](#), [umxGxEbiv\(\)](#), [umxIP\(\)](#), [umxMRDoC\(\)](#), [umxReduce\(\)](#), [umxReduceACE\(\)](#), [umxReduceGxE\(\)](#), [umxRotate.MxModelCP\(\)](#), [umxSexLim\(\)](#), [umxSimplex\(\)](#), [umxSummarizeTwinData\(\)](#), [umxSummaryACE\(\)](#), [umxSummaryACEv\(\)](#), [umxSummaryDoC\(\)](#), [umxSummaryGxEbiv\(\)](#), [umxSummarySexLim\(\)](#), [umxSummarySimplex\(\)](#), [umxTwinMaker\(\)](#)

Examples

```
## Not run:
# =====
# = Run a 3-factor Common pathway twin model of 6 traits =
# =====
require(umx)
data(GFF)
mzData = subset(GFF, zyg_2grp == "MZ")
dzData = subset(GFF, zyg_2grp == "DZ")
selDVs = c("gff", "fc", "qol", "hap", "sat", "AD")
m1 = umxCP(selDVs = selDVs, sep = "_T", nFac = 3, tryHard = "yes",
dzData = dzData, mzData = mzData)

# Shortcut using "data ="
selDVs = c("gff", "fc", "qol", "hap", "sat", "AD")
```

```

m1 = umxCP(selDVs= selDVs, nFac= 3, data=GFF, zyg="zyg_2grp")

# =====
# = Do it using WLS =
# =====
m2 = umxCP("new", selDVs = selDVs, sep = "_T", nFac = 3, optimizer = "SLSQP",
dzData = dzData, mzData = mzData, tryHard = "ordinal",
type= "DWLS", allContinuousMethod='marginals'
)

# =====
# = Find and test dropping of shared environment =
# =====
# Show all labels for C parameters
umxParameters(m1, patt = "^c")
# Test dropping the 9 specific and common-factor C paths
m2 = umxModify(m1, regex = "(cs_.*$)|(c_cp_)", name = "dropC", comp = TRUE)
umxSummaryCP(m2, comparison = m1, file = NA)
umxCompare(m1, m2)

# =====
# = Mixed continuous and binary example =
# =====
data(GFF)
# Cut to form umxFactor 20% depressed DEP
cutPoints = quantile(GFF[, "AD_T1"], probs = .2, na.rm = TRUE)
ADLevels = c('normal', 'depressed')
GFF$DEP_T1 = cut(GFF$AD_T1, breaks = c(-Inf, cutPoints, Inf), labels = ADLevels)
GFF$DEP_T2 = cut(GFF$AD_T2, breaks = c(-Inf, cutPoints, Inf), labels = ADLevels)
ordDVs = c("DEP_T1", "DEP_T2")
GFF[, ordDVs] = umxFactor(GFF[, ordDVs])

selDVs = c("gff", "fc", "qo1", "hap", "sat", "DEP")
mzData = subset(GFF, zyg_2grp == "MZ")
dzData = subset(GFF, zyg_2grp == "DZ")

# umx_set_optimizer("NPSOL")
# umx_set_optimization_options("mvnRelEps", .01)
m1 = umxCP(selDVs = selDVs, sep = "_T", nFac = 3, dzData = dzData, mzData = mzData)
m2 = umxModify(m1, regex = "(cs_r[3-5]|c_cp_r[12])", name = "dropC", comp= TRUE)

# Do it using WLS
m3 = umxCP(selDVs = selDVs, sep = "_T", nFac = 3, dzData = dzData, mzData = mzData,
tryHard = "ordinal", type= "DWLS")
# TODO umxCPL fix WLS here
# label at row 1 and column 1 of matrix 'top.binLabels' in model 'CP3fac' : object 'Vtot'

# =====
# = Correlated factors example =
# =====
# = DON'T USE THIS!!! =
# =====

```

```

data(GFF)
mzData = subset(GFF, zyg_2grp == "MZ")
dzData = subset(GFF, zyg_2grp == "DZ")
selDVs = c("gff", "fc", "qol", "hap", "sat", "AD")
m1 = umxCP("base_model", selDVs = selDVs, sep = "_T", correlatedACE = TRUE,
  dzData = dzData, mzData = mzData, nFac = 3, tryHard = "yes")

# What are the ace covariance labels? (two ways to get)
umx_lower.tri(m1$top$a_cp$labels)
parameters(m1, patt = "[ace]_cp")

# 1. Now allow a1 and a2 to correlate
m2=umxModify(m1,regex="a_cp_r2c1",name="a2_a1_cov",free=TRUE,tryHard="yes")
umxCompare(m2, m1)

# 2. Drop all (a|c|e) correlations from a model
tmp= namez(umx_lower.tri(m2$top$a_cp$labels), "a_cp", replace= "[ace]_cp")
m3 = umxModify(m2, regex= tmp, comparison = TRUE)

## End(Not run) # end dontrun

```

umxDiagnose

Diagnose problems in a model - not working!

Description

The goal of this function **WILL BE** (not currently functional) to diagnose problems in a model and return suggestions to the user. It is a work in progress, and of no use as yet.

Usage

```
umxDiagnose(model, tryHard = FALSE, diagonalizeExpCov = FALSE)
```

Arguments

model	an <code>OpenMx::mxModel()</code> to diagnose
tryHard	whether I should try and fix it? (defaults to FALSE)
diagonalizeExpCov	Whether to diagonalize the ExpCov

Details

Best diagnostics are:

1. Observed data variances and means
2. Expected variances and means
3. Difference of these?

Try * diagonalizeExpCov diagonal * [umx_is_ordered\(\)](#)

Tricky, but reporting variances and standardized thresholds is ideal. Guidance is to start with unit variances and thresholds within +/- 2 SD of the mean. Like %p option in Classic Mx.

Value

- helpful messages and perhaps a modified model

References

- <https://tbates.github.io>, <https://github.com/tbates/umx>

See Also

Other Teaching and Testing functions: [tmx_show.MxModel\(\)](#), [umxPower\(\)](#)

Examples

```
## Not run:
require(umx)
data(demoOneFactor)
manifests = names(demoOneFactor)

m1 = umxRAM("OneFactor", data = demoOneFactor, type= "cov",
  umxPath("G", to = manifests),
  umxPath(var = manifests),
  umxPath(var = "G", fixedAt = 1)
)
m1 = mxRun(m1)
umxSummary(m1, std = TRUE)
umxDiagnose(m1)

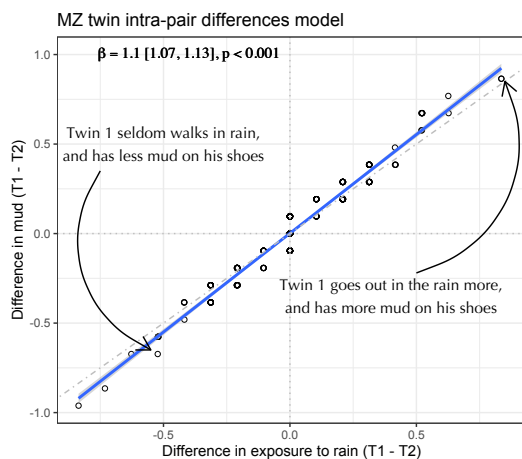
## End(Not run)
```

umxDiffMZ

MZ differences method for testing evidence for causality.

Description

umxDiffMZ implements the simple twin1-twin2 based correlation method, e.g. De Moor (2008), in which MZ differences on a variable x asserted to be causal of an outcome variable y are tested for association with differences on y . The logic of the design is shown below:



Usage

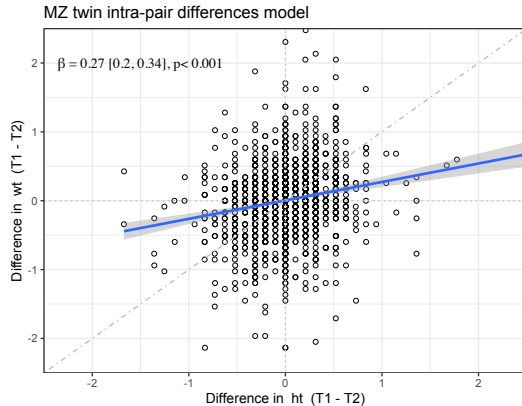
```
umxDiffMZ(
  x,
  y,
  data,
  sep = "_T",
  mzZygs = c("MZFF", "MZMM"),
  zyg = "zygosity",
  labxy = c(-1.2, 1.8),
  xylim = c(NA, NA),
  digits = 2
)
```

Arguments

x	Presumed causal variable, e.g. "effort"
y	Presumed caused outcome, e.g. "score"
data	Dataframe containing the twin data.
sep	The separator "_T" used to make twin var names from x and y.
mzZygs	The MZ zygosity codes c("MZFF", "MZMM")
zyg	The column containing "zygosity" data
labxy	Where to locate the R2 label (default = c(x=-2,y=3))
xylim	= clip x any axes to range, e.g c(-3,-3)
digits	Rounding for beta (def2)

Details

Example output is shown below, with the fitted line and fit inscribed. The plot is just a ggplot graph that is returned and can be edited and formatted.



For a more sophisticated linear mixed model approach, see [umxDiscTwin\(\)](#).

Value

- Graph for decorating

References

- De Moor, M. H., Boomsma, D. I., Stubbe, J. H., Willemsen, G., & de Geus, E. J. (2008). Testing causality in the association between regular exercise and symptoms of anxiety and depression. *Archives of General Psychiatry*, 65(8), 897-905. doi:10.1001/archpsyc.65.8.897.

See Also

- [umxDoC\(\)](#), [umxDiscTwin\(\)](#), [umxMR\(\)](#)

Other Twin Modeling Functions: [power.ACE.test\(\)](#), [umx](#), [umxACE\(\)](#), [umxACEcov\(\)](#), [umxACEv\(\)](#), [umxCP\(\)](#), [umxDiscTwin\(\)](#), [umxDoC\(\)](#), [umxDoCp\(\)](#), [umxGxE\(\)](#), [umxGxE_window\(\)](#), [umxGxEbiv\(\)](#), [umxIP\(\)](#), [umxMRDoC\(\)](#), [umxReduce\(\)](#), [umxReduceACE\(\)](#), [umxReduceGxE\(\)](#), [umxRotate.MxModelCP\(\)](#), [umxSexLim\(\)](#), [umxSimplex\(\)](#), [umxSummarizeTwinData\(\)](#), [umxSummaryACE\(\)](#), [umxSummaryACEv\(\)](#), [umxSummaryDoC\(\)](#), [umxSummaryGxEbiv\(\)](#), [umxSummarySexLim\(\)](#), [umxSummarySimplex\(\)](#), [umxTwinMaker\(\)](#)

Examples

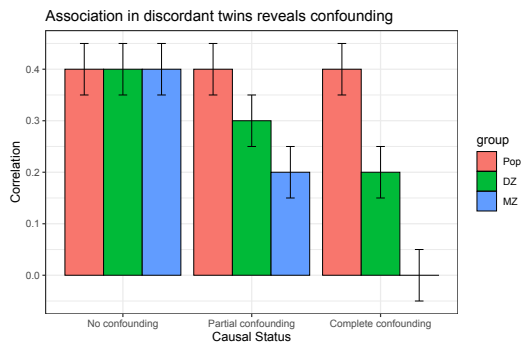
```
data(twinData)
umxDiffMZ(x="ht", y="wt", labxy = c(-.5, 3), data = twinData, sep = "")
umxDiffMZ(x="ht", y="wt", xylin = c(-2, 2), data = twinData, sep = "")
```

Description

Testing causal claims is often difficult due to an inability to experimentally randomize traits and situations. A combination of control data and data from twins discordant for the putative causal trait can falsify causal hypotheses.

umxDiscTwin uses `nlme::nlme()` to compute the beta for x in $y \sim x$ in models either a) Only controlling non-independence, and b) MZ and DZ subsample models in which the family level of the predictor y is also controlled.

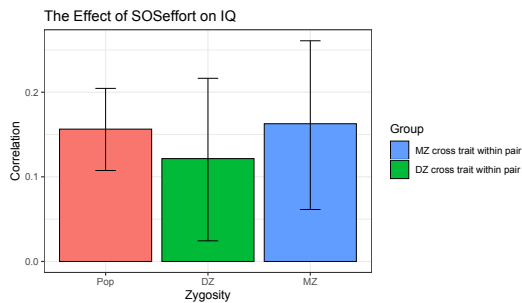
If x is causal, then the effect size of x on y is expected to be equally large in all three samples. If the population association reflects confounded genes or shared environments, then the association in MZ twins will reduce to zero/non-significance.



The function uses the `nlme::lme()` function to compute the effect of the presumed causal variable on the outcome, controlling for mid-family score and with random means model using familyID. e.g.:

```
mzModel = lme(fixed = y ~ x + FamMeanX, random = ~ 1+FamMeanX|FAMID, data = umx_scale(MZ),
na.action = "na.omit")
```

Example output from umxDiscTwin



Usage

```
umxDiscTwin(
  x,
  y,
  data,
  mzZygs = c("MZFF", "MZMM"),
  dzZygs = c("DZFF", "DZMM", "DZOS"),
```

```

FAMID = "FAMID",
out = c("table", "plot", "model"),
use = "complete.obs",
sep = "_T"
)

```

Arguments

x	Cause
y	Effect
data	dataframe containing MZ and DZ data
mzZygs	MZ zygositys c("MZFF", "MZMM")
dzZygs	DZ zygositys c("DZFF", "DZMM", "DZOS")
FAMID	The column containing family IDs (default = "FAMID")
out	Whether to return the table or the ggplot (if you want to decorate it)
use	NA handling in corr.test (default="complete.obs")
sep	The separator in twin variable names, default = "_T", e.g. "dep_T1".

Value

- table of results

References

- Begg, M. D., & Parides, M. K. (2003). Separation of individual-level and cluster-level covariate effects in regression analysis of correlated data. *Stat Med*, 22(16), 2591-2602. doi:10.1002/sim.1524
- Bergen, S. E., Gardner, C. O., Aggen, S. H., & Kendler, K. S. (2008). Socioeconomic status and social support following illicit drug use: causal pathways or common liability? *Twin Res Hum Genet*, 11, 266-274. doi:10.1375/twin.11.3.266
- McGue, M., Osler, M., & Christensen, K. (2010). Causal Inference and Observational Research: The Utility of Twins. *Perspectives on Psychological Science*, 5, 546-556. doi:10.1177/1745691610383511

See Also

- [umxDoC\(\)](#), [umxDiffMZ\(\)](#), [umxMR\(\)](#)

Other Twin Modeling Functions: [power.ACE.test\(\)](#), [umx](#), [umxACE\(\)](#), [umxACEcov\(\)](#), [umxACEv\(\)](#), [umxCp\(\)](#), [umxDiffMZ\(\)](#), [umxDoC\(\)](#), [umxDoCp\(\)](#), [umxGxE\(\)](#), [umxGxE_window\(\)](#), [umxGxEbiv\(\)](#), [umxIP\(\)](#), [umxMRDoC\(\)](#), [umxReduce\(\)](#), [umxReduceACE\(\)](#), [umxReduceGxE\(\)](#), [umxRotate.MxModelCP\(\)](#), [umxSexLim\(\)](#), [umxSimplex\(\)](#), [umxSummarizeTwinData\(\)](#), [umxSummaryACE\(\)](#), [umxSummaryACEv\(\)](#), [umxSummaryDoC\(\)](#), [umxSummaryGxEbiv\(\)](#), [umxSummarySexLim\(\)](#), [umxSummarySimplex\(\)](#), [umxTwinMaker\(\)](#)

Examples

```
## Not run:
data(twinData)
# add to test must set FAMID umxDiscTwin(x = "ht", y = "wt", data = twinData, sep="")
tmp = umxDiscTwin(x = "ht", y = "wt", data = twinData, sep="", FAMID = "fam")
print(tmp, digits = 3)

## End(Not run)
```

umxDoC

Build and run a 2-group Direction of Causation twin models.

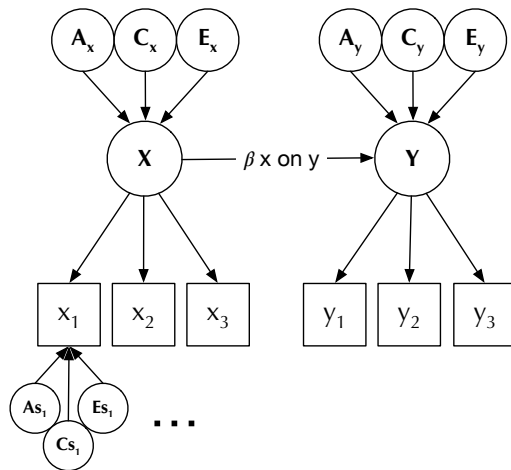
Description

Testing causal claims is often difficult due to an inability to conduct experimental randomization of traits and situations to people. When twins are available, even when measured on a single occasion, the pattern of cross-twin cross-trait correlations can (given distinguishable modes of inheritance for the two traits) falsify causal hypotheses.

umxDoC implements a 2-group model to form latent variables for each of two traits, and allows testing whether trait 1 causes trait 2, vice-versa, or even reciprocal causation.

Using latent variables instead of a manifest measure for testing causation, avoids the bias created by differences in measurement error in which the more reliable measure appears to "cause" the less reliable one (Gillespie and Martin, 2005).

The following figure shows how the DoC model appears as a path diagram (for two latent variables X and Y, each with three indicators). Note: For pedagogical reasons, only the model for 1 twin is shown, and only one DoC pathway drawn.



Usage

```

umxDoC(
  name = "DoC",
  var1Indicators,
  var2Indicators,
  mzData = NULL,
  dzData = NULL,
  sep = "_T",
  causal = TRUE,
  autoRun = getOption("umx_auto_run"),
  intervals = FALSE,
  tryHard = c("no", "yes", "ordinal", "search"),
  optimizer = NULL,
  data = NULL,
  zyg = "zygosity"
)

```

Arguments

name	The name of the model (defaults to "DOC").
var1Indicators	variables defining latent trait 1
var2Indicators	variables defining latent trait 2
mzData	The MZ dataframe
dzData	The DZ dataframe
sep	The separator in twin variable names, default = "_T", e.g. "dep_T1".
causal	whether to add the causal paths (default TRUE)
autoRun	Whether to run the model (default), or just to create it and return without running.
intervals	Whether to run mxCI confidence intervals (default = FALSE)
tryHard	Default ('no') uses normal mxRun. "yes" uses mxTryHard. Other options: "ordinal", "search"
optimizer	Optionally set the optimizer (default NULL does nothing).
data	= NULL If building the MZ and DZ datasets internally from a complete data set.
zyg	= "zygosity" (for the data= method of using this function)

Value

- `OpenMx::mxModel()` of subclass `MxModelDoC`

References

- N.A. Gillespie and N.G. Martin (2005). Direction of Causation Models. In *Encyclopedia of Statistics in Behavioral Science*, 1. 496–499. Eds. Brian S. Everitt & David C. Howell.

- McGue, M., Osler, M., & Christensen, K. (2010). Causal Inference and Observational Research: The Utility of Twins. *Perspectives on Psychological Science*, *5*, 546-556. doi:10.1177/1745691610383511
- Rasmussen, S. H. R., Ludeke, S., & Hjelmberg, J. V. B. (2019). A major limitation of the direction of causation model: non-shared environmental confounding. *Twin Res Hum Genet*, *22*, 1-13. doi:10.1017/thg.2018.67

See Also

- [umxDiscTwin\(\)](#)

Other Twin Modeling Functions: [power.ACE.test\(\)](#), [umx](#), [umxACE\(\)](#), [umxACEcov\(\)](#), [umxACEv\(\)](#), [umxCP\(\)](#), [umxDiffMZ\(\)](#), [umxDiscTwin\(\)](#), [umxDoCp\(\)](#), [umxGxE\(\)](#), [umxGxE_window\(\)](#), [umxGxEbiv\(\)](#), [umxIP\(\)](#), [umxMRDoC\(\)](#), [umxReduce\(\)](#), [umxReduceACE\(\)](#), [umxReduceGxE\(\)](#), [umxRotate.MxModelCP\(\)](#), [umxSexLim\(\)](#), [umxSimplex\(\)](#), [umxSummarizeTwinData\(\)](#), [umxSummaryACE\(\)](#), [umxSummaryACEv\(\)](#), [umxSummaryDoC\(\)](#), [umxSummaryGxEbiv\(\)](#), [umxSummarySexLim\(\)](#), [umxSummarySimplex\(\)](#), [umxTwinMaker\(\)](#)

Examples

```
## Not run:

# =====
# = Does Rain cause Mud? =
# =====

# =====
# = 1. Load Data =
# =====
data(docData)
docData = umx_scale_wide_twin_data(c(var1, var2), docData, sep= "_T")
mzData = subset(docData, zygoty %in% c("MZFF", "MZMM"))
dzData = subset(docData, zygoty %in% c("DZFF", "DZMM"))

# =====
# = 2. Define manifests for var 1 and 2 =
# =====
var1 = paste0("varA", 1:3)
var2 = paste0("varB", 1:3)

# =====
# = 3. Make the non-causal (Cholesky) and causal models =
# =====
Chol = umxDoC(var1= var1, var2= var2, mzData= mzData, dzData= dzData, causal= FALSE)
# nb: DoC initially has causal paths fixed @0
DoC = umxDoC(var1= var1, var2= var2, mzData= mzData, dzData= dzData, causal= TRUE)
a2b = umxModify(DoC, "a2b", free = TRUE, name = "a2b"); summary(a2b)
b2a = umxModify(DoC, "b2a", free = TRUE, name = "b2a"); summary(b2a)
Recip = umxModify(DoC, c("a2b", "b2a"), free = TRUE, name = "Recip"); summary(Recip)

# Compare fits
umxCompare(Chol, c(a2b, b2a, Recip))
```

```

# =====
# = Alternative call with data in one file =
# =====
data(docData)
docData = umx_scale_wide_twin_data(c(var1, var2), docData, sep= "_T")
DoC = umxDoC(var1= paste0("varA", 1:3), var2= paste0("varB", 1:3),
  mzData= c("MZFF", "MZMM"), dzData= c("DZFF", "DZMM"), data = docData
)

## End(Not run)

```

umxDoCp

Make a direction of causation model based on umxPath statements

Description

Makes a direction of causation model with `umxPath()` statements

Usage

```

umxDoCp(
  var1Indicators,
  var2Indicators,
  mzData = NULL,
  dzData = NULL,
  sep = "_T",
  causal = TRUE,
  name = "DoC",
  autoRun = getOption("umx_auto_run"),
  intervals = FALSE,
  tryHard = c("no", "yes", "ordinal", "search"),
  optimizer = NULL
)

```

Arguments

<code>var1Indicators</code>	The indicators of trait 1
<code>var2Indicators</code>	The indicators of trait 2
<code>mzData</code>	The MZ twin dataframe
<code>dzData</code>	The DZ twin dataframe
<code>sep</code>	(Default "_T")
<code>causal</code>	(Default TRUE)
<code>name</code>	= "DoC"
<code>autoRun</code>	Default: <code>getOption("umx_auto_run")</code>
<code>intervals</code>	Whether to run intervals (Default FALSE)
<code>tryHard</code>	Default "no" (valid = "yes", "ordinal", "search")
<code>optimizer</code>	Whether to set this for this run (Default no)

Details

See also [umxDoC\(\)](#)

Value

- [A direction of causation model with [umxPath\(\)](#) statements.

See Also

- [umxDoC\(\)](#)

Other Twin Modeling Functions: [power.ACE.test\(\)](#), [umx](#), [umxACE\(\)](#), [umxACEcov\(\)](#), [umxACEv\(\)](#), [umxCP\(\)](#), [umxDiffMZ\(\)](#), [umxDiscTwin\(\)](#), [umxDoC\(\)](#), [umxGxE\(\)](#), [umxGxE_window\(\)](#), [umxGxEbiv\(\)](#), [umxIP\(\)](#), [umxMRDoC\(\)](#), [umxReduce\(\)](#), [umxReduceACE\(\)](#), [umxReduceGxE\(\)](#), [umxRotate.MxModelCP\(\)](#), [umxSexLim\(\)](#), [umxSimplex\(\)](#), [umxSummarizeTwinData\(\)](#), [umxSummaryACE\(\)](#), [umxSummaryACEv\(\)](#), [umxSummaryDoC\(\)](#), [umxSummaryGxEbiv\(\)](#), [umxSummarySexLim\(\)](#), [umxSummarySimplex\(\)](#), [umxTwinMaker\(\)](#)

Examples

```
## Not run:
# =====
# = 1. Load Data =
# =====
data(docData)
var1 = paste0("varA", 1:3)
var2 = paste0("varB", 1:3)
tmp = umx_scale_wide_twin_data(varsToScale= c(var1, var2), sep= "_T", data= docData)
mzData = subset(docData, zygosity %in% c("MZFF", "MZMM"))
dzData = subset(docData, zygosity %in% c("DZFF", "DZMM"))
m1 = umxDoCp(var1, var2, mzData= mzData, dzData= dzData, sep = "_T", causal= TRUE)

## End(Not run)
```

umxEFA

FIML-based Exploratory Factor Analysis (EFA)

Description

Perform full-information maximum-likelihood factor analysis on a data matrix.

Usage

```
umxEFA(
  x = NULL,
  factors = NULL,
  data = NULL,
  scores = c("none", "ML", "WeightedML", "Regression"),
  minManifests = NA,
```

```

rotation = c("varimax", "promax", "none"),
return = c("model", "loadings"),
report = c("markdown", "html"),
summary = FALSE,
name = "efa",
digits = 2,
tryHard = c("no", "yes", "ordinal", "search"),
n.obs = NULL,
covmat = NULL
)

```

Arguments

x	Either 1: data, 2: Right-hand-side ~ formula , 3: Vector of variable names, or 4: Name for the model.
factors	Either number of factors to request or a vector of factor names.
data	A dataframe you are modeling.
scores	Type of scores to produce, if any. The default is none, "Regression" gives Thompson's scores. Other options are 'ML', 'WeightedML', Partial matching allows these names to be abbreviated.
minManifests	The least number of variables required to return a score for a participant (Default = NA).
rotation	A rotation to perform on the loadings (default = "varimax" (orthogonal))
return	by default, the resulting MxModel is returned. Say "loadings" to get a fact.anal object.
report	Report as markdown to the console, or open a table in browser ("html")
summary	run <code>umxSummary()</code> on the underlying umxRAM model? (Default = FALSE)
name	A name for your model (default = efa)
digits	rounding (default = 2)
tryHard	Default ('no') uses normal mxRun. "yes" uses mxTryHard. Other options: "ordinal", "search"
n.obs	Number of observations in if covmat provided (default = NA)
covmat	Covariance matrix of data you are modeling (not implemented)

Details

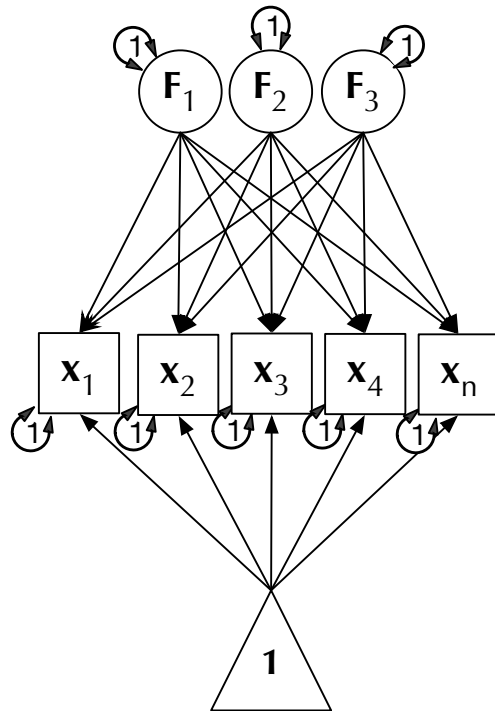
As in `factanal()`, you need only specify the number of factors and offer up some manifest data, e.g:

```
umxEFA(factors = 2, data = mtcars)
```

Equivalently, you can also give a list of factor names:

```
umxEFA(factors = c("g", "v"), data = mtcars)
```

The factor model is implemented as a structural equation model, e.g.



You can request scores from the model. Unlike factanal, these can cope with missing data.

You can also rotate the factors using any rotation function.

In an EFA, all items may load on all factors.

Should work with rotations provided in `libs("GPArotation")` and `libs("psych")`, e.g.,

Orthogonal: "varimax", "quartimax", "bentlerT", "equamax", "varimin", "geominT" and "bifactor"

Oblique: "Promax", "promax", "oblimin", "simplimax", "bentlerQ", "geominQ", "biqartimin" and "cluster"

For identification we need m^2 degrees of freedom. We get $m(m+1)/2$ from fixing factor variances to 1 and covariances to 0. We get another $m(m-1)/2$ degrees of freedom by fixing the upper-right hand corner of the factor loadings component of the A matrix at 0.

To aid optimization, manifest residual variances are bounded at 0.

EFA reports standardized loadings: to do this, we scale the data.

note: Bear in mind that factor scores are indeterminate (can be rotated to an infinity of equivalent solutions).

Thanks to @ConorDolan for code implementing the rotation matrix and other suggestions!

Value

- EFA `OpenMx::mxModel()`

References

- <https://github.com/tbates/umx>,

Hendrickson, A. E. and White, P. O. (1964). Promax: a quick method for rotation to orthogonal oblique structure. *British Journal of Statistical Psychology*, **17**, 65–70. doi:10.1111/j.2044-8317.1964.tb00244.x.

Kaiser, H. F. (1958). The varimax criterion for analytic rotation in factor analysis. *Psychometrika*, **23**, 187–200. doi:10.1007/BF02289233.

See Also

- [factanal\(\)](#), [OpenMx::mxFactorScores\(\)](#)

Other Super-easy helpers: [umx](#), [umxTwoStage\(\)](#)

Examples

```
## Not run:
myVars = c("mpg", "disp", "hp", "wt", "qsec")
m1 = umxEFA(mtcars[, myVars], factors = 2, rotation = "promax")
# By default, returns the model
umx_is_MxModel(m1) # TRUE
# The loadings are stashed in the model:
loadings(m1)

# Formula interface in umxEFA
m2 = umxEFA(~ mpg + disp + hp + wt + qsec, factors = 2, rotation = "promax", data = mtcars)
loadings(m2)

# base-R factanal Formula interface for comparison
m2 = factanal(~ mpg + disp + hp + wt + qsec, factors = 2, rotation = "promax", data = mtcars)
loadings(m2)

# Return the loadings object
x = umxEFA(mtcars[, myVars], factors = 2, return = "loadings")
names(x) # "loadings" "rotmat"

# scores requested, so these will be returned
x = umxEFA(name = "score", factors = "g", data = mtcars[, myVars], scores = "Regression")
head(x)
#           g
# 1 -0.48059346
# 2 -0.42354000
# 3 -0.87078110

m1 = umxEFA(myVars, factors = 2, data = mtcars, rotation = "promax")
m1 = umxEFA(name = "named", factors = "g", data = mtcars[, myVars])
m1 = umxEFA(name = "by_number", factors = 2, rotation = "promax", data = mtcars[, myVars])

## End(Not run)
```

umxEquate

*umxEquate: Equate two or more paths***Description**

In addition to dropping or adding parameters, a second common task in modeling is to equate parameters. `umx` provides a convenience function to equate parameters by setting one or more parameters (the "slave" set) equal to one or more "master" parameters. These parameters are picked out via their labels, and setting two or more parameters to have the same value is accomplished by setting the slave(s) to have the same label(s) as the master parameters, thus constraining them to take the same value during model fitting.

Usage

```
umxEquate(
  model,
  a,
  b,
  newlabels = NULL,
  free = c(TRUE, FALSE, NA),
  verbose = FALSE,
  name = NULL,
  autoRun = FALSE,
  tryHard = c("no", "yes", "ordinal", "search"),
  comparison = TRUE,
  master = NULL,
  slave = NULL
)
```

Arguments

<code>model</code>	An <code>OpenMx::mxModel()</code> within which to equate parameters listed in "a" with those in "b"
<code>a</code>	one or more labels to equate with those in the "b" set.
<code>b</code>	one or more labels to equate with those in the 'a' set. (if 'newlabels' is NULL, labels will be set to 'a' list).
<code>newlabels</code>	(optional) list of new labels for the equated parameters.
<code>free</code>	Must the parameter(s) initially be free? (default = TRUE)
<code>verbose</code>	Whether to give verbose feedback (default = TRUE)
<code>name</code>	name for the returned model (optional: Leave empty to leave name unchanged)
<code>autoRun</code>	Whether to run the model (default), or just to create it and return without running.
<code>tryHard</code>	Default ('no') uses normal <code>mxRun</code> . "yes" uses <code>mxTryHard</code> . Other options: "ordinal", "search"

comparison	Compare the new model to the old (if updating an existing model: default = TRUE)
master	synonym for 'a'
slave	synonym for 'b'

Details

note: In addition to using this method to equating parameters, you can also equate one parameter to another by setting its label to the "square bracket" address of the master, e.g. "a[r,c]".

Tip: To find labels of free parameters use `umxGetParameters()` with `free = TRUE`

Tip: To find labels by name, use the `regex` parameter of `umxGetParameters()`

Value

- `OpenMx::mxModel()`

References

- <https://github.com/tbates/umx>

See Also

`umxModify()`, `umxCompare()`

Other Model Summary and Comparison: `umx`, `umxCompare()`, `umxMI()`, `umxReduce()`, `umxSetParameters()`, `umxSummary()`

Examples

```
## Not run:
require(umx)
data(demoOneFactor)
manifests = names(demoOneFactor)
m1 = umxRAM("One Factor", data = demoOneFactor, type = "cov",
  umxPath("G", to = manifests),
  umxPath(var = manifests),
  umxPath(var = "G", fixedAt = 1)
)
# By default, umxEquate just equates master and slave labels: doesn't run model
m2 = umxEquate(m1, a = "G_to_x1", b = "G_to_x2", name = "Eq x1 x2 loadings")

# Set autoRun = TRUE and comparison = TRUE to run and output a comparison
m2 = umxEquate(m1, autoRun = TRUE, comparison = TRUE, name = "Eq_x1_x2",
  a = "G_to_x1", b = "G_to_x2"
)

# rename the equated paths
m2 = umxEquate(m1, autoRun = TRUE, comparison = TRUE, name = "Eq_x1_x2",
  a = "G_to_x1", b = "G_to_x2", newlabels = c("equated")
)
parameters(m2)
```

```
## End(Not run)
```

```
umxExamples
```

```
Example code from Twin Research and Human Genetics Paper on umx
```

Description

This is the example code used in our Twin Research and Human Genetics Paper on umx

Usage

```
umxExamples()
```

References

- Bates, T. C., Neale, M. C., & Maes, H. H. (2019). umx: A library for Structural Equation and Twin Modelling in R. *Twin Research and Human Genetics*, **22**, 27-41. doi:10.1017/thg.2019.2.

See Also

- [umx\(\)](#)

Examples

```
## Not run:

# =====
# = Example code from Twin Research and Human Genetics Paper on umx(model) =
# =====

# Installing umx can be done using the R-code:
install.packages("umx")
# load as usual
library("umx")

# The current package version can be shown with:
umxVersion("umx")

# Get the latest NPSOL and multi-core build of OpenMx
install.OpenMx("NPSOL")

# Bleeding edge version of OpenMx for MacOS
install.OpenMx("travis")

# =====
# = CFA Code =
# =====
```

```

# Load the umx library (this is assumed in subsequent examples
library("umx")

# Load demo data consisting of 5 correlated variables, x1:x5
data(demoOneFactor)

# Create a list of the manifest variables for use in specifying the model
manifests = paste0("x", 1:5) # 'x1', 'x2', ...'x5'

# Create model cfa1, with name 'CFA', data demoOneFactor, and the CFA paths.

cfa1 = umxRAM("CFA", data = demoOneFactor,
# Create latent variable 'G', with fixed variance of 1 and mean of 0
umxPath(v1m0 = "G"),
# Create 5 manifest variables, x1:x5, with free variance and mean
umxPath(v.m. = manifests),
# Create 1-headed paths from G to each of the manifests
umxPath("G", to = manifests)
)

# =====
# = Parameter labels =
# =====

x = xmuLabel(mxMatrix(name="means", "Full", ncol = 2, nrow = 2))
x$labels

# =====
# = Plot =
# =====

plot(cfa1, means = FALSE, fixed = TRUE)
plot(cfa1, std = TRUE, digits = 3, resid= 'line')

m1 = umxRAM("play", data = c("A", "B", "C"),
umxPath(unique.pairs = c("A", "B", "C"))
)

# =====
# = Inspecting model parameters and residuals. =
# =====

# Show parameters, below .1, with label containing `x2'
parameters(cfa1, "above", .5, pattern= "x2")

residuals(cfa1, suppress = .005)

# =====
# = Modifying and comparing models =
# =====

# Variable names in the Duncan data

```



```

dimnames = c("RespOccAsp", "RespEduAsp", "RespParAsp", "RespIQ", "RespSES",
             "FrndOccAsp", "FrndEduAsp", "FrndParAsp", "FrndIQ", "FrndSES")
# lower-triangle of correlations among these variables
tmp = c(
0.6247,
0.2137, 0.2742,
0.4105, 0.4043, 0.1839,
0.3240, 0.4047, 0.0489, 0.2220,
0.3269, 0.3669, 0.1124, 0.2903, 0.3054,
0.4216, 0.3275, 0.0839, 0.2598, 0.2786, 0.6404,
0.0760, 0.0702, 0.1147, 0.1021, 0.0931, 0.2784, 0.1988,
0.2995, 0.2863, 0.0782, 0.3355, 0.2302, 0.5191, 0.5007, 0.2087,
0.2930, 0.2407, 0.0186, 0.1861, 0.2707, 0.4105, 0.3607, -0.0438, 0.2950
)

# Use the umx_lower2full function to create a full correlation matrix
duncanCov = umx_lower2full(tmp, diag = FALSE, dimnames = dimnames)

# Turn the duncan data into an mxData object for the model
duncanCov = mxData(duncanCov, type = "cov", numObs = 300)

respondentFormants = c("RespSES", "FrndSES", "RespIQ", "RespParAsp")
friendFormants     = c("FrndSES", "RespSES", "FrndIQ", "FrndParAsp")
latentAspiration   = c("RespLatentAsp", "FrndLatentAsp")
respondentOutcomeAsp = c("RespOccAsp", "RespEduAsp")
friendOutcomeAsp   = c("FrndOccAsp", "FrndEduAsp")

duncan1 = umxRAM("Duncan", data = duncanCov,
# Working from the left of the model, as laid out in the figure, to right...

# 1. Add all distinct paths between variables to allow the
# exogenous manifests to covary with each other.
umxPath(unique.bivariate = c(friendFormants, respondentFormants)),

# 2. Add variances for the exogenous manifests,
# These are assumed to be error-free in this model,
# and are fixed at their known value).
umxPath(var = c(friendFormants, respondentFormants), fixedAt = 1),

# 3. Paths from IQ, SES, and parental aspiration
# to latent aspiration for Respondents:
umxPath(respondentFormants, to = "RespLatentAsp"),
# And same for friends
umxPath(friendFormants, to = "FrndLatentAsp"),

# 4. Add residual variance for the two aspiration latent traits.
umxPath(var = latentAspiration),

# 5. Allow the latent traits each influence the other.
# This is done using fromEach, and the values are
# bounded to improve stability.
# note: Using one-label would equate these 2 influences

```

```

umxPath(fromEach = latentAspiration, lbound = 0, ubound = 1),

# 6. Allow latent aspiration to affect respondent's
# occupational & educational aspiration.
# note: firstAt = 1 is used to provide scale to the latent variables.
umxPath("RespLatentAsp", to = respondentOutcomeAsp, firstAt = 1),

# And their friends
umxPath("FrndLatentAsp", to = friendOutcomeAsp, firstAt = 1),

# 7. Finally, on the right hand side of figure, we add
# residual variance for the endogenous manifests.
umxPath(var = c(respondentOutcomeAsp, friendOutcomeAsp))
)

# =====
# = Modifying models =
# =====

# Collect a list of paths to drop
pathList = c("RespLatentAsp_to_FrndLatentAsp", "FrndLatentAsp_to_RespLatentAsp")

# Modify the model duncan1, requesting a comparison table:
duncan2 = umxModify(duncan1, update = pathList, name = "No_influence", comparison = TRUE)

# An example using regex, to drop all paths beginning "G_to_"
cfa2 = umxModify(cfa1, regex = "^G_to.*")

# =====
# = Comparing models =
# =====

umxCompare(duncan1, duncan2, report = "inline")

# To open the output as an html table in a browser, say:
umxCompare(duncan1, duncan2, report = "html")

# =====
# = Equating model parameters =
# =====

parameters(duncan1, pattern = "IQ_to_")

duncan3 = umxModify(duncan1, name = "Equate IQ effect", comparison = TRUE,
master = "RespIQ_to_RespLatentAsp",
update = "FrndIQ_to_FrndLatentAsp"
)

# =====
# = ACE examples =
# =====

```

```

require(umx);
# open the built in dataset of Australian height and weight twin data
data("twinData")
selDVs = c("wt")
dz = twinData[twinData$zygosity == "DZFF", ]
mz = twinData[twinData$zygosity == "MZFF", ]

ACE1 = umxACE(selDVs = selDVs, dzData = dz, mzData = mz, sep = "")
ACE2 = umxModify(ACE1, update = "c_r1c1", name = "dropC")
umxSummary(ACE1, std = FALSE, report = 'html', digits = 3, comparison = ACE2)
parameters(ACE1)

ACE2 = umxModify(ACE1, update = "c_r1c1", name = "dropC")

# =====
# = Example Common Pathway model =
# =====

# load twin data built into umx
data("twinData")

# Selecting the 'ht' and 'wt' variables
selDVs = c("ht", "wt")
mzData = subset(twinData, zygosity == "MZFF",)
dzData = subset(twinData, zygosity == "DZFF",)

# Run and report a common-pathway model
CP1 = umxCP(selDVs = selDVs, dzData = dzData, mzData = mzData, suffix = "")

paths = c("c_cp_r1c1", "cs_r1c1", "cs_r2c2")
CP2 = umxModify(CP1, update = paths, name = "dropC", comparison = TRUE)

CP2 = umxModify(CP1, regex = "(^cs_)|(^cp_)", name = "dropC")
umxSummary(CP2, comparison = CP1)

# =====
# = Example Gene x environment model =
# =====

data("twinData")
twinData$age1 = twinData$age2 = twinData$age
# Define the DV and definition variables
selDVs = c("bmi1", "bmi2")
selDefs = c("age1", "age2")
selVars = c(selDVs, selDefs)

# Create datasets
mzData = subset(twinData, zygosity == "MZFF")
dzData = subset(twinData, zygosity == "DZFF")

# Build, run and report the GxE model using selected DV and moderator
# umxGxE will remove and report rows with missing data in definition variables.
GE1 = umxGxE(selDVs = selDVs, selDefs = selDefs,

```

```

dzData = dzData, mzData = mzData, dropMissingDef = TRUE)

# Shift the legend to the top right
umxSummary(GE1, location = "topright")

# plot standardized and raw output in separate graphs
umxSummary(GE1, separateGraphs = TRUE)

GE2 = umxModify(GE1, update = "am_r1c1", comparison = TRUE)
umxReduce(GE1)

# =====
# = Example GxE windowed analysis =
# =====

require(umx);
data("twinData")
mod      = "age"
selDVs  = c("bmi1", "bmi2")

# select the younger cohort of twins
tmpTwin = twinData[twinData$cohort == "younger", ]
# Drop twins with missing moderator
tmpTwin = tmpTwin[!is.na(tmpTwin[mod]), ]
mzData  = subset(tmpTwin, zygoty == "MZFF", c(selDVs, mod))
dzData  = subset(tmpTwin, zygoty == "DZFF", c(selDVs, mod))
# toggle autoplot off, so we don't plot every level of the moderator
umx_set_auto_plot(FALSE)
umxGxE_window(selDVs = selDVs, moderator = mod, mzData = mzData, dzData = dzData)
umx_set_auto_plot(TRUE)

## End(Not run)

```

umxExpCov

Get the expected vcov matrix

Description

Extract the expected covariance matrix from an `OpenMx::mxModel()`

Usage

```
umxExpCov(object, latents = FALSE, manifests = TRUE, digits = NULL, ...)
```

Arguments

object	an <code>OpenMx::mxModel()</code> to get the covariance matrix from
latents	Whether to select the latent variables (defaults to TRUE)

manifests	Whether to select the manifest variables (defaults to TRUE)
digits	precision of reporting. NULL (Default) = no rounding.
...	extra parameters (to match <code>vcov()</code>)

Value

- expected covariance matrix

See Also

- `umxRun()`, `umxCI_boot()`

Other Reporting functions: `RMSEA()`, `RMSEA.MxModel()`, `RMSEA.summary.mxmodel()`, `extractAIC.MxModel()`, `loadings()`, `loadings.MxModel()`, `residuals.MxModel()`, `tmx_show()`, `tmx_show.MxMatrix()`, `umxCI()`, `umxCI_boot()`, `umxConfint()`, `umxExpMeans()`, `umxFitIndices()`, `umxRotate()`

Examples

```
## Not run:
require(umx)
data(demoOneFactor)
manifests = names(demoOneFactor)
m1 = umxRAM("One Factor", data = demoOneFactor, type = "cov",
  umxPath("G", to = manifests),
  umxPath(var = manifests),
  umxPath(var = "G", fixedAt = 1)
)'
vcov(m1) # supplied by OpenMx
umxExpCov(m1, digits = 3)

## End(Not run)
```

umxExpMeans

Extract the expected means matrix from an `OpenMx::mxModel()`

Description

Extract the expected means matrix from an `OpenMx::mxModel()`

Usage

```
umxExpMeans(model, manifests = TRUE, latents = NULL, digits = NULL)
```

Arguments

model	an <code>OpenMx::mxModel()</code> to get the means from
manifests	Whether to select the manifest variables (defaults to TRUE)
latents	Whether to select the latent variables (defaults to TRUE)
digits	precision of reporting. Default (NULL) will not round at all.

Value

- expected means

See Also

Other Reporting functions: [RMSEA\(\)](#), [RMSEA.MxModel\(\)](#), [RMSEA.summary.mxmodel\(\)](#), [extractAIC.MxModel\(\)](#), [loadings\(\)](#), [loadings.MxModel\(\)](#), [residuals.MxModel\(\)](#), [tmx_show\(\)](#), [tmx_show.MxMatrix\(\)](#), [umxCI\(\)](#), [umxCI_boot\(\)](#), [umxConfint\(\)](#), [umxExpCov\(\)](#), [umxFitIndices\(\)](#), [umxRotate\(\)](#)

Examples

```
## Not run:
require(umx)
data(demoOneFactor)
manifests = names(demoOneFactor)
m1 = umxRAM("One Factor", data = demoOneFactor,
  umxPath("G", to = manifests),
  umxPath(v.m. = manifests),
  umxPath(v1m0 = "G")
)

umxExpMeans(m1)
umxExpMeans(m1, digits = 3)

## End(Not run)
```

umxFactor

umxFactor

Description

A convenient version of [OpenMx::mxFactor\(\)](#) supporting the common case in which the factor levels are those in the variable.

Usage

```
umxFactor(
  x = character(),
  levels = NULL,
  labels = levels,
  exclude = NA,
  ordered = TRUE,
  collapse = FALSE,
  verbose = FALSE,
  sep = NA
)
```

Arguments

x	A variable to recode as an mxFactor (see OpenMx::mxFactor())
levels	(default NULL). Like factor() but UNLIKE OpenMx::mxFactor() , unique values will be used if levels not specified.
labels	= levels (see OpenMx::mxFactor())
exclude	= NA (see OpenMx::mxFactor())
ordered	= TRUE By default return an ordered mxFactor
collapse	= FALSE (see OpenMx::mxFactor())
verbose	Whether to tell user about such things as coercing to factor
sep	If twin data are being used, the string that separates the base from twin index will try and ensure factor levels same across all twins.

Value

- [OpenMx::mxFactor\(\)](#)

References

- <https://github.com/tbates/umx>, <https://tbates.github.io>

See Also

- [umxFactanal\(\)](#), [OpenMx::mxFactor\(\)](#)

Other Data Functions: [noNAs\(\)](#), [prolific_anonymize\(\)](#), [prolific_check_ID\(\)](#), [prolific_read_demog\(\)](#), [umx](#), [umxHetCor\(\)](#), [umx_as_numeric\(\)](#), [umx_cont_2_quantiles\(\)](#), [umx_lower2full\(\)](#), [umx_make_MR_data\(\)](#), [umx_make_TwinData\(\)](#), [umx_make_fake_data\(\)](#), [umx_make_raw_from_cov\(\)](#), [umx_merge_randomized_columns\(\)](#), [umx_polychoric\(\)](#), [umx_polypairwise\(\)](#), [umx_polytriowise\(\)](#), [umx_read_lower\(\)](#), [umx_rename\(\)](#), [umx_reorder\(\)](#), [umx_score_scale\(\)](#), [umx_select_valid\(\)](#), [umx_stack\(\)](#), [umx_strings2numeric\(\)](#)

Examples

```
umxFactor(letters)
umxFactor(letters, verbose = TRUE) # report coercions
umxFactor(letters, ordered = FALSE) # non-ordered factor like factor(x)
# Dataframe example:
x = umx_factor(mtcars[,c("cyl", "am")], ordered = FALSE); str(x)
# =====
# = Twin example: =
# =====
data(twinData)
tmp = twinData[, c("bmi1", "bmi2")]
tmp$bmi1[tmp$bmi1 <= 22] = 22
tmp$bmi2[tmp$bmi2 <= 22] = 22
# remember to factor _before_ breaking into MZ and DZ groups
x = umxFactor(tmp, sep = ""); str(x)
xmu_check_levels_identical(x, "bmi", sep="")

# Simple example to check behavior
```

```
x = round(10 * rnorm(1000, mean = -.2))
y = round(5 * rnorm(1000))
x[x < 0] = 0; y[y < 0] = 0
jnk = umxFactor(x); str(jnk)
df = data.frame(x = x, y = y)
jnk = umxFactor(df); str(jnk)
```

umxFactorScores *Return factor scores from a model as an easily consumable dataframe.*

Description

umxFactorScores takes a model, and computes factors scores using the selected method (one of 'ML', 'WeightedML', or 'Regression') It is a simple wrapper around mxFactorScores. For missing data, you must specify the least number of variables allowed for a score (subjects with fewer than minManifests will return a score of NA).

Usage

```
umxFactorScores(
  model,
  type = c("ML", "WeightedML", "Regression"),
  minManifests = NA,
  return = c("Scores", "StandardErrors")
)
```

Arguments

model	The model from which to generate scores.
type	Method of computing the score ('ML', 'WeightedML', or 'Regression').
minManifests	The minimum number of variables not NA to return a score for a participant (Default = ask).
return	What to return (defaults to "Scores", which is what most users want, but can return "StandardErrors" on each score.

Value

- dataframe of scores.

References

- <https://github.com/tbates/umx>, <https://tbates.github.io>

See Also

- [OpenMx::mxFactorScores\(\)](#)

Other Reporting Functions: [umx](#), [umxAPA\(\)](#), [umxGetLatents\(\)](#), [umxGetManifests\(\)](#), [umxGetModel\(\)](#), [umxGetParameters\(\)](#), [umxParameters\(\)](#), [umx_aggregate\(\)](#), [umx_time\(\)](#)

Examples

```
## Not run:
m1 = umxEFA(mtcars, factors = 2)
x = umxFactorScores(m1, type = 'Regression', minManifests = 3)

# =====
# = histogram of F1 and plot of F1 against F2 showing they are orthogonal =
# =====
hist(x$F1)
plot(F1 ~ F2, data = x)

m1 = umxEFA(mtcars, factors = 1)
x = umxFactorScores(m1, type = 'Regression', minManifests = 3)
x

## End(Not run)
```

umxFitIndices

Get additional fit-indices for a model with umxFitIndices

Description

Computes a variety of fit indices.

Usage

```
umxFitIndices(model, ...)
```

Arguments

`model` The `OpenMx::mxModel()` for which you want fit indices.
`...` Additional parameters passed to `OpenMx::summary.MxModel()`.

Details

Note: This function is currently not robust across multi-group designs or definition variables. It is designed to provide residual-based fit indices (SRMR, CRMR, SMAR, CMAR, etc.) and less-often reported fit indices where Reviewer 2 wants something other than CFA/TLI/RMSEA.

Fit information reported includes:

Model characteristics: numObs, estimated parameters, observed statistics, observed summary statistics, $-2 \cdot \log(\text{Likelihood})$, degrees of freedom

Chi-squared test: Chi, ChiDoF, p (of Chi), ChiPerDoF,

Noncentrality-based indices: RMSEA, RMSEACI, RMSEANull, RMSEAClose (p value), independenceRMSEA, NCP, NCPCI, F0, F0CI, Mc (aka NCI, MFI)

Comparative fit indices: TLI (aka NNFI), CFI, IFI, PRATIO, PCFI

Residual-based indices: RMR, SRMR, SRMR_mplus, CRMR, MAR, SMAR, SMAR_mplus, CMAR

Information-theory criteria (computed using chi-square or -2LL; df or parameters penalties) AIC, AICc, BIC, SABIC, CAIC, BCC ECVI, ECVICI, MECVI, MECVICI

LISREL and other early fit indices (we recommend not reporting these) GFI, AGFI, PGFI, GH, NFI, PNFI, RFI

Want more? *Open an Issue* at [GitHub](#).

Value

List of fit statistics

Author(s)

Brenton M. Wiernik, Athanassios Protopapas, Paolo Ghisletta, Markus Brauer

See Also

Other Reporting functions: [RMSEA\(\)](#), [RMSEA.MxModel\(\)](#), [RMSEA.summary.mxmodel\(\)](#), [extractAIC.MxModel\(\)](#), [loadings\(\)](#), [loadings.MxModel\(\)](#), [residuals.MxModel\(\)](#), [tmx_show\(\)](#), [tmx_show.MxMatrix\(\)](#), [umxCI\(\)](#), [umxCI_boot\(\)](#), [umxConfint\(\)](#), [umxExpCov\(\)](#), [umxExpMeans\(\)](#), [umxRotate\(\)](#)

Examples

```
## Not run:
library(umx)
data(demoOneFactor)
latents = c("G")
manifests = names(demoOneFactor)
m1 = umxRAM("One Factor",
  data = mxData(cov(demoOneFactor), type = "cov", numObs = 500),
  umxPath(latents, to = manifests),
  umxPath(var = manifests),
  umxPath(var = latents, fixedAt = 1)
)
umxFitIndices(m1)

# And with raw data
m2 = umxRAM("m1", data = demoOneFactor,
  umxPath(latents, to = manifests),
  umxPath(v.m. = manifests),
  umxPath(v1m0 = latents)
)
umxFitIndices(m1, refModels = mxRefModels(m2, run = TRUE))

## End(Not run)
```

umxFixAll

*umxFixAll: Fix all free parameters***Description**

Fix all free parameters in a model using `omxGetParameters()`

Usage

```
umxFixAll(model, name = "_fixed", run = FALSE, verbose = FALSE)
```

Arguments

<code>model</code>	an <code>OpenMx::mxModel()</code> within which to fix free parameters
<code>name</code>	optional new name for the model. if you begin with a <code>_</code> it will be made a suffix
<code>run</code>	whether to fix and re-run the model, or just return it (defaults to <code>FALSE</code>)
<code>verbose</code>	whether to mention how many paths were fixed (default is <code>FALSE</code>)

Value

- the fixed `OpenMx::mxModel()`

References

- <https://tbates.github.io>, <https://github.com/tbates/umx>

See Also

Other Advanced Model Building Functions: `umx`, `umxAlgebra()`, `umxJiggle()`, `umxRun()`, `umxThresholdMatrix()`, `umxUnexplainedCausalNexus()`, `xmuLabel()`, `xmuValues()`

Examples

```
## Not run:
require(umx)
data(demoOneFactor)
manifests = names(demoOneFactor)

m1 = umxRAM("OneFactor", data = demoOneFactor, type = "cov",
  umxPath("G", to = manifests),
  umxPath(var = manifests),
  umxPath(var = "G", fixedAt = 1)
)
m2 = umxFixAll(m1, run = TRUE, verbose = TRUE)
mxCompare(m1, m2)

## End(Not run)
```

umxGetLatents

*Get the latentVars from a RAM model***Description**

Get the latentVars from a RAM model, optionally targeting a submodel.

Usage

```
umxGetLatents(model, targetModel = NULL)
```

Arguments

model	a umxRAM()
targetModel	name of the model to extract from

Value

- variables

See Also

- [umxGetManifests\(\)](#), [umxRAM\(\)](#), [umxSuperModel\(\)](#)

Other Reporting Functions: [umx](#), [umxAPA\(\)](#), [umxFactorScores\(\)](#), [umxGetManifests\(\)](#), [umxGetModel\(\)](#), [umxGetParameters\(\)](#), [umxParameters\(\)](#), [umx_aggregate\(\)](#), [umx_time\(\)](#)

Examples

```
## Not run:
library(umx)
# Create two sets of data in which X & Y correlate ~ .4 in both datasets.
manifests = c("x", "y")
tmp = umx_make_TwinData(nMZpairs = 100, nDZpairs = 150,
AA = 0, CC = .4, EE = .6, varNames = manifests)

grp1 = tmp[tmp$zygosity == "MZ", manifests]
g1Data = mxData(cov(grp1), type = "cov", numObs = nrow(grp1), means=umx_means(grp1))

grp2 = tmp[tmp$zygosity == "DZ", manifests]
g2Data = mxData(cov(grp2), type = "cov", numObs = nrow(grp2), means=umx_means(grp2))
# Model 1 (could add autoRun = FALSE if you don't want to run this as it is being built)
m1 = umxRAM("m1", data = g1Data,
umxPath("x", to = "y", labels = "beta"),
umxPath(var = manifests, labels = c("Var_x", "Resid_y_grp1")),
umxPath(means = manifests, labels = c("Mean_x", "Mean_y"))
)

# Model 2
m2 = umxRAM("m2", data = g2Data,
```

```

umxPath("x", to = "y", labels = "beta"),
umxPath(var = manifests, labels=c("Var_x", "Resid_y_grp2")),
umxPath(means = manifests, labels=c("Mean_x", "Mean_y"))
)

m3 = umxSuperModel('top', m1, m2)
umxGetLatents(m3)
umxGetLatents(m3, targetModel = "m1")

## End(Not run)

```

umxGetManifests	<i>Get the manifestVars from a RAM model</i>
-----------------	--

Description

Get the latentVars from a RAM model, optionally targeting a submodel.

Usage

```
umxGetManifests(model, targetModel = NULL)
```

Arguments

model	a umxRAM()
targetModel	name of the model to extract from

Value

- variables

See Also

- [umxGetManifests\(\)](#), [umxRAM\(\)](#), [umxSuperModel\(\)](#)

Other Reporting Functions: [umx](#), [umxAPA\(\)](#), [umxFactorScores\(\)](#), [umxGetLatents\(\)](#), [umxGetModel\(\)](#), [umxGetParameters\(\)](#), [umxParameters\(\)](#), [umx_aggregate\(\)](#), [umx_time\(\)](#)

Examples

```

## Not run:
library(umx)
# Create two sets of data in which X & Y correlate ~ .4 in both datasets.
manifests = c("x", "y")
tmp = umx_make_TwinData(nMZpairs = 100, nDZpairs = 150,
AA = 0, CC = .4, EE = .6, varNames = manifests)

grp1 = tmp[tmp$zygosity == "MZ", manifests]
g1Data = mxData(cov(grp1), type = "cov", numObs = nrow(grp1), means=umx_means(grp1))

```

```

grp2 = tmp[tmp$zygosity == "DZ", manifests]
g2Data = mxData(cov(grp2), type = "cov", numObs = nrow(grp2), means=umx_means(grp2))
# Model 1 (could add autoRun = FALSE if you don't want to run this as it is being built)
m1 = umxRAM("m1", data = g1Data,
  umxPath("x", to = "y", labels = "beta"),
  umxPath(var = manifests, labels = c("Var_x", "Resid_y_grp1")),
  umxPath(means = manifests, labels = c("Mean_x", "Mean_y"))
)

# Model 2
m2 = umxRAM("m2", data = g2Data,
  umxPath("x", to = "y", labels = "beta"),
  umxPath(var = manifests, labels=c("Var_x", "Resid_y_grp2")),
  umxPath(means = manifests, labels=c("Mean_x", "Mean_y"))
)

m3 = umxSuperModel('top', m1, m2)
umxGetManifests(m3)
umxGetManifests(m3, targetModel = "m1")

## End(Not run)

```

umxGetModel

Used to get a RAM submodel by name

Description

Get any model from a RAM model, including submodels.

Usage

```
umxGetModel(model, targetModel = NULL)
```

Arguments

`model` a `umxRAM()` model.
`targetModel` name of the model to extract from

Value

- `model`

See Also

- `umxGetManifests()`, `umxRAM()`, `umxSuperModel()`

Other Reporting Functions: `umx`, `umxAPA()`, `umxFactorScores()`, `umxGetLatents()`, `umxGetManifests()`, `umxGetParameters()`, `umxParameters()`, `umx_aggregate()`, `umx_time()`

Examples

```
## Not run:
library(umx)
# Create two sets of data in which X & Y correlate ~ .4 in both datasets.
manifests = c("x", "y")
tmp = umx_make_TwinData(nMZpairs = 100, nDZpairs = 150,
  AA = 0, CC = .4, EE = .6, varNames = manifests)

grp1 = tmp[tmp$zygosity == "MZ", manifests]
g1Data = mxData(cov(grp1), type = "cov", numObs = nrow(grp1), means=umx_means(grp1))

grp2 = tmp[tmp$zygosity == "DZ", manifests]
g2Data = mxData(cov(grp2), type = "cov", numObs = nrow(grp2), means=umx_means(grp2))
# Model 1 (could add autoRun = FALSE if you don't want to run this as it is being built)
m1 = umxRAM("m1", data = g1Data,
  umxPath("x", to = "y", labels = "beta"),
  umxPath(var = manifests, labels = c("Var_x", "Resid_y_grp1")),
  umxPath(means = manifests, labels = c("Mean_x", "Mean_y"))
)

# Model 2
m2 = umxRAM("m2", data = g2Data,
  umxPath("x", to = "y", labels = "beta"),
  umxPath(var = manifests, labels = c("Var_x", "Resid_y_grp2")),
  umxPath(means = manifests, labels = c("Mean_x", "Mean_y"))
)

m3 = umxSuperModel('top', m1, m2)
umxGetModel(m3)
umxGetModel(m3, targetModel = "m1")

## End(Not run)
```

umxGetParameters

Get parameters from a model, with support for pattern matching!

Description

umxGetParameters retrieves parameter labels from a model, like `OpenMx::omxGetParameters()`. However, it is supercharged with regular expressions, so you can get labels that match a pattern.

Usage

```
umxGetParameters(
  inputTarget,
  regex = NA,
  free = NA,
  fetch = c("labels", "values", "free", "lbound", "ubound", "all"),
  verbose = FALSE
)
```

Arguments

inputTarget	An object to get parameters from: could be a RAM <code>OpenMx::mxModel()</code>
regex	A regular expression to filter the labels. Default (NA) returns all labels. If vector, treated as raw labels to find.
free	A Boolean determining whether to return only free parameters.
fetch	What to return: "labels" (default) or "values", "free", "lbound", "ubound", or "all"
verbose	How much feedback to give

Details

In addition, if regex contains a vector, this is treated as a list of raw labels to search for, and return if all are found. *note*: To return all labels, just leave regex as is.

References

- <https://github.com/tbates/umx>

See Also

`OpenMx::omxGetParameters()`, `parameters()`

Other Reporting Functions: `umx`, `umxAPA()`, `umxFactorScores()`, `umxGetLatents()`, `umxGetManifests()`, `umxGetModel()`, `umxParameters()`, `umx_aggregate()`, `umx_time()`

Examples

```
## Not run:
require(umx)
data(demoOneFactor)
manifests = names(demoOneFactor)
m1 = umxRAM("One Factor", data = demoOneFactor, type = "cov",
  umxPath("G", to = manifests),
  umxPath(var = manifests),
  umxPath(var = "G", fixedAt = 1)
)

# Show all parameters
umxGetParameters(m1)
umxGetParameters(m1, free = TRUE) # Only free parameters
umxGetParameters(m1, free = FALSE) # Only fixed parameters
# Complex regex pattern
umxGetParameters(m1, regex = "x[1-3]_with_x[2-5]", free = TRUE)

## End(Not run)
```

umxGxE	<i>umxGxE: Implements ACE models with moderation of paths, e.g. by SES.</i>
--------	---

Description

Make a 2-group GxE (moderated ACE) model (Purcell, 2002). GxE interaction studies test the hypothesis that the strength of genetic (or environmental) influence varies parametrically (usually linear effects on path estimates) across levels of environment. umxGxE allows detecting, testing, and visualizing G x E (or C or E x E) interaction forms.

Usage

```
umxGxE(
  name = "G_by_E",
  selDVs,
  selDefs,
  dzData,
  mzData,
  sep = NULL,
  data = NULL,
  zyg = "zygosity",
  digits = 3,
  lboundACE = NA,
  lboundM = NA,
  dropMissingDef = TRUE,
  dzAr = 0.5,
  dzCr = 1,
  autoRun = getOption("umx_auto_run"),
  tryHard = c("no", "yes", "ordinal", "search"),
  optimizer = NULL
)
```

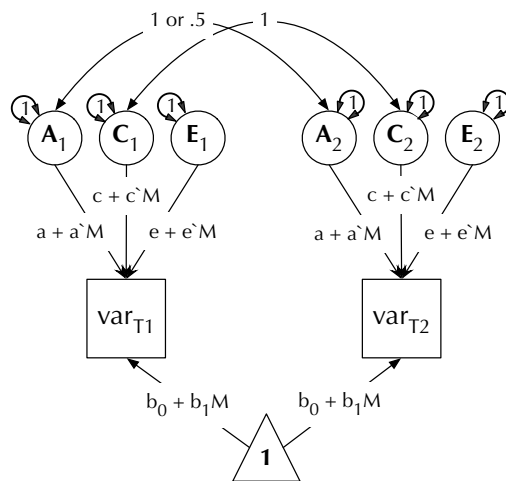
Arguments

name	The name of the model (default= "G_by_E")
selDVs	The dependent variable (e.g. "IQ")
selDefs	The definition variable (e.g. "SES")
dzData	The DZ dataframe containing the Twin 1 and Twin 2 DV and moderator (4 columns)
mzData	The MZ dataframe containing the Twin 1 and Twin 2 DV and moderator (4 columns)
sep	How to expand selDVs into full names, i.e., "_T" makes "var" -> "var_T1" and "var_T2"
data	If provided, dzData and mzData are treated as valid levels of zyg to select() data sets (default = NULL)

zyg	If data provided, this column is used to select rows by zygosity (Default = "zygosity")
digits	Rounding precision for tables (default 3)
lboundACE	If not NA, then lbound the main effects at this value (default = NA, can help to set this to 0)
lboundM	If not NA, then lbound the moderator effects at this value (default = NA, can help to set this to 0)
dropMissingDef	Whether to automatically drop missing def var rows for the user (default = TRUE). You get a polite note.
dzAr	The DZ genetic correlation (defaults to .5, vary to examine assortative mating).
dzCr	The DZ "C" correlation (defaults to 1: set to .25 to make an ADE model).
autoRun	Optionally run the model (default), or just to create it and return without running.
tryHard	Optionally tryHard to get the model to converge (Default = 'no'). "yes" uses mxTryHard. Other options: "ordinal", "search".
optimizer	Optionally set the optimizer (default NULL does nothing)

Details

The following figure the GxE model as a path diagram:



Value

- `GxE OpenMx::mxModel()`

References

- Purcell, S. (2002). Variance components models for gene-environment interaction in twin analysis. *Twin Research*, **6**, 554-571. doi:10.1375/twin.5.6.554

See Also

[umxGxE_window\(\)](#), [umxReduce\(\)](#), [umxSummary\(\)](#)

Other Twin Modeling Functions: [power.ACE.test\(\)](#), [umx](#), [umxACE\(\)](#), [umxACEcov\(\)](#), [umxACEv\(\)](#), [umxCP\(\)](#), [umxDiffMZ\(\)](#), [umxDiscTwin\(\)](#), [umxDoC\(\)](#), [umxDoCp\(\)](#), [umxGxE_window\(\)](#), [umxGxEbiv\(\)](#), [umxIP\(\)](#), [umxMRDoC\(\)](#), [umxReduce\(\)](#), [umxReduceACE\(\)](#), [umxReduceGxE\(\)](#), [umxRotate.MxModelCP\(\)](#), [umxSexLim\(\)](#), [umxSimplex\(\)](#), [umxSummarizeTwinData\(\)](#), [umxSummaryACE\(\)](#), [umxSummaryACEv\(\)](#), [umxSummaryDoC\(\)](#), [umxSummaryGxEbiv\(\)](#), [umxSummarySexLim\(\)](#), [umxSummarySimplex\(\)](#), [umxTwinMaker\(\)](#)

Examples

```
## Not run:
require(umx)
data(twinData)
twinData$age1 = twinData$age2 = twinData$age
selDVs = "bmi"
selDefs = "age"
mzData = subset(twinData, zygosity == "MZFF")[1:100,]
dzData = subset(twinData, zygosity == "DZFF")[1:100,]
m1 = umxGxE(selDVs= "bmi", selDefs= "age", sep= "", dzData= dzData, mzData= mzData, tryHard= "yes")

# Select the data on the fly with data= and zygosity levels
m1 = umxGxE(selDVs= "bmi", selDefs= "age", sep="", dzData= "DZFF", mzData= "MZFF", data= twinData)

# =====
# = example with Twins having different values of the moderator =
# =====

twinData$age1 = twinData$age2 = twinData$age
tmp = twinData
tmp$age2 = tmp$age2 + rnorm(n=length(tmp$age2))
selDVs = "bmi"
selDefs = "age"
mzData = subset(tmp, zygosity == "MZFF")
dzData = subset(tmp, zygosity == "DZFF")
m1 = umxGxE(selDVs= "bmi", selDefs= "age", sep= "", dzData= dzData, mzData= mzData, tryHard= "yes")

# =====
# = Controlling output of umxSummary =
# =====
umxSummaryGxE(m1)
umxSummary(m1, location = "topright")
umxSummary(m1, separateGraphs = TRUE)

m2 = umxModify(m1, regex = "am_.*", comparison = TRUE, tryHard = "yes")

# umxReduce knows how to test all relevant hypotheses for GxE models,
# reporting these in a nice table.
umxReduce(m1)

## End(Not run)
```

umxGxEbiv

Purcell (2002) Bivariate GxE model: Suitable when twins differ on the moderator.

Description

GxE interaction models test the hypothesis that the strength of genetic and environmental influences vary parametrically across levels of a measured environment.

Usage

```
umxGxEbiv(
  name = "GxEbiv",
  selDVs,
  selDefs,
  dzData,
  mzData,
  sep = NULL,
  lboundACE = 0,
  lboundM = NA,
  dropMissingDef = FALSE,
  autoRun = getOption("umx_auto_run"),
  tryHard = c("no", "yes", "ordinal", "search"),
  optimizer = NULL
)
```

Arguments

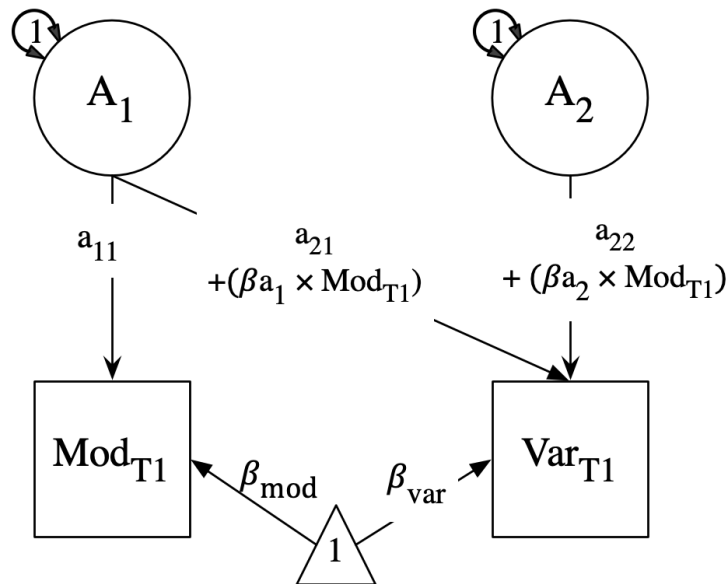
name	The name of the model (defaults to "GxEbiv")
selDVs	The dependent variable (e.g. IQ)
selDefs	The definition variable (e.g. socioeconomic status)
dzData	The DZ dataframe containing the Twin 1 and Twin 2 DV and moderator (4 columns)
mzData	The MZ dataframe containing the Twin 1 and Twin 2 DV and moderator (4 columns)
sep	Expand variable base names, i.e., "_T" makes var -> var_T1 and var_T2
lboundACE	If !NA, then lbound the main effects at this value (default = NA)
lboundM	If !NA, then lbound the moderators at this value (default = NA)
dropMissingDef	Whether to automatically drop missing def var rows for the user (gives a warning) default = FALSE
autoRun	Whether to run the model (default), or just to create it and return without running.
tryHard	Default ('no') uses normal mxRun. "yes" uses mxTryHard. Other options: "ordinal", "search"
optimizer	Optionally set the optimizer (default NULL does nothing)

Details

Whereas univariate `umxGxE()` models assume the twins share the moderator, or have zero correlation on the moderator, `umxGxEbiv()` allows testing moderation in cases where members of a twin pair differ on the moderator, (Purcell, 2002; van der Sluis et al., 2012).

This is the same model we teach at Boulder.

The following figure shows this bivariate GxE model as a path diagram (Twin 1 shown). Whereas the univariate model incorporates the moderator in the means model, the bivariate model incorporates the moderator as a first class variable, with its own ACE structure, shared pathways to the trait of interest, and the ability to moderate both specific and shared A, C, and E, influences on the trait of interest.



Twin 1 and twin 2 A, C, and E latent traits are connected in the standard fashion, with the covariance of the T1 and T2 latent genetic traits set to .5 for DZ and 1.0 for MZ pairs. For the sake of clarity, C, and E paths are omitted here. These mirror those for A.

Value

- `GxEbiv OpenMx::mxModel()`

References

- Purcell, S. (2002). Variance components models for gene-environment interaction in twin analysis. *Twin Research*, **6**, 554-571. doi:10.1375/twin.5.6.554.
- van der Sluis, S., Posthuma, D., & Dolan, C. V. (2012). A note on false positives and power in G x E modelling of twin data. *Behavior Genetics*, **42**, 170-186. doi:10.1007/s1051901194803.

See Also

- `plot()`, `umxSummary()`, `umxReduce()`

Other Twin Modeling Functions: `power.ACE.test()`, `umx`, `umxACE()`, `umxACEcov()`, `umxACEv()`, `umxCP()`, `umxDiffMZ()`, `umxDiscTwin()`, `umxDoC()`, `umxDoCp()`, `umxGxE()`, `umxGxE_window()`, `umxIP()`, `umxMRDoC()`, `umxReduce()`, `umxReduceACE()`, `umxReduceGxE()`, `umxRotate.MxModelCP()`, `umxSexLim()`, `umxSimplex()`, `umxSummarizeTwinData()`, `umxSummaryACE()`, `umxSummaryACEv()`, `umxSummaryDoC()`, `umxSummaryGxEbiv()`, `umxSummarySexLim()`, `umxSummarySimplex()`, `umxTwinMaker()`

Examples

```
require(umx)
data(twinData)
selDVs = "wt"
selDefs = "ht"
df = umx_scale_wide_twin_data(twinData, varsToScale = c("ht", "wt"), sep = "")
mzData = subset(df, zygoty %in% c("MZFF", "MZMM"))
dzData = subset(df, zygoty %in% c("DZFF", "DZMM", "DZOS"))

## Not run:
m1 = umxGxEbiv(selDVs = selDVs, selDefs = selDefs,
dzData = dzData, mzData = mzData, sep = "", dropMissingDef = TRUE)

# Plot Moderation
umxSummaryGxEbiv(m1)
umxSummary(m1, location = "topright")
umxSummary(m1, separateGraphs = FALSE)
m2 = umxModify(m1, update = c("cBeta2_r1c1", "eBeta1_r1c1", "eBeta2_r1c1"), comparison = TRUE)

# TODO: teach umxReduce to test all relevant hypotheses for umxGxEbiv
umxReduce(m1)

## End(Not run)
```

umxGxE_window

Implement the moving-window form of GxE analysis.

Description

Make a 2-group GxE (moderated ACE) model using LOSEM. In GxE interaction studies, typically, the hypothesis that the strength of genetic influence varies parametrically (usually linear effects on path estimates) across levels of environment. Of course, the function linking genetic influence and context is not necessarily linear, but may react more steeply at the extremes, or take other, unknown forms. To avoid obscuring the underlying shape of the interaction effect, local structural equation modeling (LOSEM) may be used, and `GxE_window` implements this. LOSEM is a non-parametric, estimating latent interaction effects across the range of a measured moderator using a windowing function which is walked along the context dimension, and which weights subjects near the center of the window highly relative to subjects far above or below the window center. This allows detecting and visualizing arbitrary GxE (or CxE or ExE) interaction forms.

Usage

```
umxGxE_window(
  selDVs = NULL,
  moderator = NULL,
  mzData = mzData,
  dzData = dzData,
  sep = NULL,
  weightCov = FALSE,
  target = NULL,
  width = 1,
  plotWindow = FALSE,
  tryHard = c("no", "yes", "ordinal", "search"),
  return = c("estimates", "last_model")
)
```

Arguments

selDVs	The dependent variables for T1 and T2, e.g. c("bmi_T1", "bmi_T2")
moderator	The name of the moderator variable in the dataset e.g. "age", "SES" etc.
mzData	Dataframe containing the DV and moderator for MZ twins
dzData	Dataframe containing the DV and moderator for DZ twins
sep	(optional) separator, e.g. "_T" which will be used expand base names into full variable names: e.g.: 'bmi' -> c("bmi_T1", "bmi_T2")
weightCov	Whether to use cov.wt matrices or FIML default = FALSE, i.e., FIML
target	A user-selected list of moderator values to test (default = NULL = explore the full range)
width	An option to widen or narrow the window from its default (of 1)
plotWindow	whether to plot the data window.
tryHard	Default ('no') uses normal mxRun. "yes" uses mxTryHard. Other options: "ordinal", "search"
return	whether to return the last model (useful for specifiedTargets) or the list of estimates (default = "estimates")

Value

- Table of estimates of ACE along the moderator

References

- Hildebrandt, A., Wilhelm, O., & Robitzsch, A. (2009) Complementary and competing factor analytic approaches for the investigation of measurement invariance. *Review of Psychology*, **16**, 87–107.
- Briley, D.A., Harden, K.P., Bates, T.C., Tucker-Drob, E.M. (2015). Nonparametric Estimates of Gene x Environment Interaction Using Local Structural Equation Modeling. *Behavior Genetics*, **45**, 581-96. doi:10.1007/s1051901597328.

See Also

[umxGxE\(\)](#)

Other Twin Modeling Functions: [power.ACE.test\(\)](#), [umx](#), [umxACE\(\)](#), [umxACEcov\(\)](#), [umxACEv\(\)](#), [umxCP\(\)](#), [umxDiffMZ\(\)](#), [umxDiscTwin\(\)](#), [umxDoC\(\)](#), [umxDoCp\(\)](#), [umxGxE\(\)](#), [umxGxEbiv\(\)](#), [umxIP\(\)](#), [umxMRDoC\(\)](#), [umxReduce\(\)](#), [umxReduceACE\(\)](#), [umxReduceGxE\(\)](#), [umxRotate.MxModelCP\(\)](#), [umxSexLim\(\)](#), [umxSimplex\(\)](#), [umxSummarizeTwinData\(\)](#), [umxSummaryACE\(\)](#), [umxSummaryACEv\(\)](#), [umxSummaryDoC\(\)](#), [umxSummaryGxEbiv\(\)](#), [umxSummarySexLim\(\)](#), [umxSummarySimplex\(\)](#), [umxTwinMaker\(\)](#)

Examples

```
## Not run:
library(umx);

# =====
# = 1. Open and clean the data =
# =====
# umxGxE_window takes a data.frame consisting of a moderator and two DV columns: one for each twin.
# The model assumes two groups (MZ and DZ). Moderator can't be missing
mod = "age" # The full name of the moderator column in the dataset
selDVs = c("bmi1", "bmi2") # The DV for twin 1 and twin 2
data(twinData) # Dataset of Australian twins, built into OpenMx
# The twinData consist of two cohorts: "younger" and "older".
# zygoty is a factor. levels = MZFF, MZMM, DZFF, DZMM, DZOS.

# Delete missing moderator rows
twinData = twinData[!is.na(twinData[mod]), ]
mzData = subset(twinData, zygoty == "MZFF")
dzData = subset(twinData, zygoty == "DZFF")

# =====
# = 2. Run the analyses! =
# =====
# Run and plot for specified windows (in this case just 1927)
umxGxE_window(selDVs = selDVs, moderator = mod, mzData = mzData, dzData = dzData,
target = 40, plotWindow = TRUE)

umxGxE_window(selDVs = "bmi", sep="", moderator = mod, mzData = mzData, dzData = dzData,
target = 40, plotWindow = TRUE, tryHard = "yes")

# Run with tryHard
umxGxE_window(selDVs = "bmi", sep="", moderator = "age", mzData = mzData, dzData = dzData)
umxGxE_window(selDVs="bmi", sep="", moderator="age", mzData=mzData, dzData=dzData, tryHard="yes")

# Run creating weighted covariance matrices (excludes missing data)
umxGxE_window(selDVs = "bmi", sep="", moderator="age", mzData = mzData, dzData = dzData,
weightCov = TRUE)
# This example runs multiple target moderator values
mxGxE_window(selDVs = selDVs, moderator = mod, mzData = mzData, dzData = dzData,
target = c(39,40,50), plotWindow = TRUE)
```



```
## End(Not run)
```

umxHetCor	<i>Create a matrix of correlations for variables of diverse types (binary, ordinal, continuous)</i>
-----------	---

Description

umxHetCor is a helper to:

1. return just the correlations from John Fox's polycor::hetcor function
2. If you give it a covariance matrix, return the nearest positive-definite correlation matrix.

Usage

```
umxHetCor(
  data,
  ML = FALSE,
  use = c("pairwise.complete.obs", "complete.obs"),
  treatAllAsFactor = FALSE,
  verbose = FALSE,
  return = c("correlations", "hetcor object"),
  std.err = FALSE
)
```

Arguments

data	A <code>data.frame()</code> of columns for which to compute heterochoric correlations. OR an existing covariance matrix.
ML	Whether to use Maximum likelihood computation of correlations (default = FALSE)
use	How to handle missing data: Default= "pairwise.complete.obs". Alternative = "complete.obs".
treatAllAsFactor	Whether to treat all columns as factors, whether they are or not (Default = FALSE)
verbose	How much to tell the user about what was done.
return	Return just the correlations (default) or the hetcor object (contains, method, SEs etc.)
std.err	Compute the SEs? (default = FALSE)

Value

- A matrix of correlations

See Also

Other Data Functions: `noNAs()`, `prolific_anonymize()`, `prolific_check_ID()`, `prolific_read_demog()`, `umx`, `umxFactor()`, `umx_as_numeric()`, `umx_cont_2_quantiles()`, `umx_lower2full()`, `umx_make_MR_data()`, `umx_make_TwinData()`, `umx_make_fake_data()`, `umx_make_raw_from_cov()`, `umx_merge_randomized_columns()`, `umx_polychoric()`, `umx_polypairwise()`, `umx_polytriwise()`, `umx_read_lower()`, `umx_rename()`, `umx_reorder()`, `umx_score_scale()`, `umx_select_valid()`, `umx_stack()`, `umx_strings2numeric()`

Other Miscellaneous Stats Functions: `FishersMethod()`, `SE_from_p()`, `geometric_mean()`, `harmonic_mean()`, `oddsratio()`, `reliability()`, `umx`, `umxCov2cor()`, `umxParan()`, `umxWeightedAIC()`, `umx_apply()`, `umx_cor()`, `umx_means()`, `umx_r_test()`, `umx_round()`, `umx_scale()`, `umx_var()`

Examples

```
umxHetCor(mtcars[,c("mpg", "am")])
umxHetCor(mtcars[,c("mpg", "am")], treatAllAsFactor = TRUE, verbose = TRUE)
```

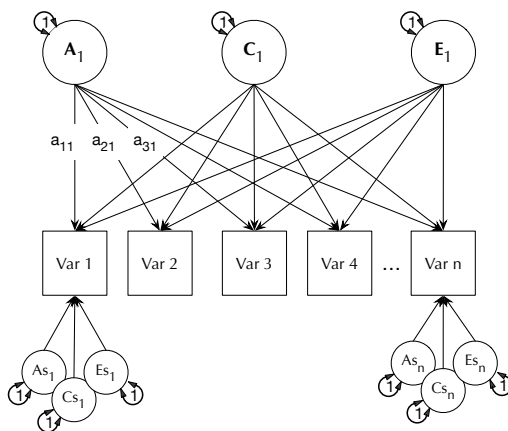
umxIP

*umxIP: Build and run an Independent Pathway twin model***Description**

Make a 2-group Independent Pathway twin model.

The independent-pathway model (aka "biometric model" (McArdle and Goldsmith, 1990) proposes that A, C, and E components act directly on the manifest or measured phenotypes. This contrasts with the `umxCP()` model, in which these influences are collected on a hypothesized or latent causal variable, which is manifested in the measured phenotypes.

The following figure shows the IP model diagrammatically:



As can be seen, each phenotype also by default has A, C, and E influences specific to that phenotype.

Features of the model include the ability to include add more one set of independent pathways, different numbers of pathways for a, c, and e, as well the ability to use ordinal data, and different fit functions, e.g. WLS.

note: The function `umx_set_optimization_options()` allows users to see and set `mvnRelEps` and `mvnMaxPointsA` `mvnRelEps` defaults to `.005`. For ordinal models, you might find that `'0.01'` works better.

Usage

```
umxIP(
  name = "IP",
  selDVs,
  dzData,
  mzData,
  sep = NULL,
  nFac = c(a = 1, c = 1, e = 1),
  data = NULL,
  zyg = "zygosity",
  type = c("Auto", "FIML", "cov", "cor", "WLS", "DWLS", "ULS"),
  allContinuousMethod = c("cumulants", "marginals"),
  dzAr = 0.5,
  dzCr = 1,
  correlatedA = FALSE,
  numObsDZ = NULL,
  numObsMZ = NULL,
  autoRun = getOption("umx_auto_run"),
  tryHard = c("no", "yes", "ordinal", "search"),
  optimizer = NULL,
  equateMeans = TRUE,
  weightVar = NULL,
  addStd = TRUE,
  addCI = TRUE,
  freeLowerA = FALSE,
  freeLowerC = FALSE,
  freeLowerE = FALSE
)
```

Arguments

<code>name</code>	The name of the model (defaults to "IP").
<code>selDVs</code>	The base names of the variables to model. note: Omit suffixes - just "dep" not <code>c("dep_T1", "dep_T2")</code>
<code>dzData</code>	The DZ dataframe.
<code>mzData</code>	The MZ dataframe.
<code>sep</code>	The suffix for twin 1 and twin 2. e.g. <code>selDVs = "dep"</code> , <code>sep = "_T"</code> -> <code>c("dep_T1", "dep_T2")</code>
<code>nFac</code>	How many common factors for a, c, and e. If one number is given, applies to all three.
<code>data</code>	If provided, <code>dzData</code> and <code>mzData</code> are treated as levels of <code>zyg</code> to <code>select()</code> MZ and DZ data sets (default = NULL)

zyg	If data provided, this column is used to select rows by zygosity (Default = "zygosity")
type	Analysis method one of c("Auto", "FIML", "cov", "cor", "WLS", "DWLS", "ULS")
allContinuousMethod	"cumulants" or "marginals". Used in all-continuous WLS data to determine if a means model needed.
dzAr	The DZ genetic correlation (defaults to .5, vary to examine assortative mating).
dzCr	The DZ "C" correlation (defaults to 1: set to .25 to make an ADE model).
correlatedA	Whether factors are allowed to correlate (not implemented yet: FALSE).
numObsDZ	= For cov data, the number of DZ pairs.
numObsMZ	= For cov data, the number of MZ pairs.
autoRun	Whether to run and return the model (default), or just to create and return without running.
tryHard	Whether to tryHard (default 'no' uses normal mxRun). options: "mxTryHard", "mxTryHardOrdinal", or "mxTryHardWideSearch"
optimizer	optionally set the optimizer (default NULL does nothing).
equateMeans	Whether to equate the means across twins (defaults to TRUE).
weightVar	If a weighting variable is provided, a vector objective will be used to weight the data. (default = NULL).
addStd	Whether to add algebras for a standardized model (defaults to TRUE).
addCI	Whether to add CIs (defaults to TRUE).
freeLowerA	ignore: Whether to leave the lower triangle of A free (default = FALSE).
freeLowerC	ignore: Whether to leave the lower triangle of C free (default = FALSE).
freeLowerE	ignore: Whether to leave the lower triangle of E free (default = FALSE).

Details

Like the `umxACE()` model, the IP model decomposes phenotypic variance into additive genetic (A), unique environmental (E) and, optionally, either common or shared-environment (C) or non-additive genetic effects (D).

Unlike the Cholesky, these factors do not act directly on the phenotype. Instead latent A, C, and E influences impact on one or more latent common factors which, in turn, account for variance in the phenotypes (see Figure).

Data Input Currently, `umxIP` accepts only raw data. This may change in future versions. You can choose other fit functions, e.g. WLS.

Ordinal Data

In an important capability, the model transparently handles ordinal (binary or multi-level ordered factor data) inputs, and can handle mixtures of continuous, binary, and ordinal data in any combination.

Additional features

umxIP supports varying the DZ genetic association (defaulting to .5) to allow exploring assortative mating effects, as well as varying the DZ “C” factor from 1 (the default for modeling family-level effects shared 100% by twins in a pair), to .25 to model dominance effects.

Matrices and Labels in IP model

A good way to see which matrices are used in umxIP is to run an example model and plot it.

All the shared matrices are in the model "top".

Matrices as, cs, and es contain the path loadings specific to each variable on their diagonals.

To see the 'as' values, you can simply execute:

```
m1$top#as$values
```

```
m1$top#as$labels
```

```
m1$top#as$free
```

Labels relevant to modifying the specific loadings take the form "as_r1c1", "as_r2c2" etc.

The independent-pathway loadings on the manifests are in matrices a_ip, c_ip, e_ip.

Less commonly-modified matrices are the mean matrix expMean. This has 1 row, and the columns are laid out for each variable for twin 1, followed by each variable for twin 2.

So, in a model where the means for twin 1 and twin 2 had been equated (set = to T1), you could make them independent again with this line:

```
m1$top$expMean$labels[1,4:6] = c("expMean_r1c4", "expMean_r1c5", "expMean_r1c6")
```

Value

- [OpenMx::mxModel\(\)](#)

References

- Kendler, K. S., Heath, A. C., Martin, N. G., & Eaves, L. J. (1987). Symptoms of anxiety and symptoms of depression. Same genes, different environments? *Archives of General Psychiatry*, **44**, 451-457. doi:10.1001/archpsyc.1987.01800170073010.
- McArdle, J. J., & Goldsmith, H. H. (1990). Alternative common factor models for multivariate biometric analyses. *Behavior Genetics*, **20**, 569-608. doi:10.1007/BF01065873.
- <https://github.com/tbates/umx>

See Also

- [plot\(\)](#), [umxSummary\(\)](#), [umxCP\(\)](#)

Other Twin Modeling Functions: [power.ACE.test\(\)](#), [umx](#), [umxACE\(\)](#), [umxACEcov\(\)](#), [umxACEv\(\)](#), [umxCP\(\)](#), [umxDiffMZ\(\)](#), [umxDiscTwin\(\)](#), [umxDoC\(\)](#), [umxDoCp\(\)](#), [umxGxE\(\)](#), [umxGxE_window\(\)](#), [umxGxEbiv\(\)](#), [umxMRDoC\(\)](#), [umxReduce\(\)](#), [umxReduceACE\(\)](#), [umxReduceGxE\(\)](#), [umxRotate.MxModelCP\(\)](#), [umxSexLim\(\)](#), [umxSimplex\(\)](#), [umxSummarizeTwinData\(\)](#), [umxSummaryACE\(\)](#), [umxSummaryACEv\(\)](#), [umxSummaryDoC\(\)](#), [umxSummaryGxEbiv\(\)](#), [umxSummarySexLim\(\)](#), [umxSummarySimplex\(\)](#), [umxTwinMaker\(\)](#)

Examples

```
## Not run:
require(umx)
data(GFF)
mzData = subset(GFF, zyg_2grp == "MZ")
dzData = subset(GFF, zyg_2grp == "DZ")
selDVs = c("gff", "fc", "qol", "hap", "sat", "AD") # These will be expanded into "gff_T1" "gff_T2" etc.
m1 = umxIP(selDVs = selDVs, sep = "_T", dzData = dzData, mzData = mzData)

# WLS example: Use "marginals" method to enable all continuous data with missingness.
m3 = umxIP(selDVs = selDVs, sep = "_T", dzData = dzData, mzData = mzData,
type = "DWLS", allContinuousMethod='marginals')
# omit missing to enable default WLS method to work on all continuous data
dzD = na.omit(dzData[, tvars(selDVs, "_T")])
mzD = na.omit(mzData[, tvars(selDVs, "_T")])
m4 = umxIP(selDVs = selDVs, sep = "_T", dzData = dzD, mzData = mzD, type = "DWLS")

# =====
# = Try with a non-default number of a, c, and e independent factors =
# =====
nFac = c(a = 2, c = 1, e = 1)
m2 = umxIP(selDVs = selDVs, sep = "_T", dzData = dzData, mzData = mzData, nFac = nFac,
tryHard = "yes")
umxCompare(m1, m2)

## End(Not run)
```

umxJiggle

umxJiggle

Description

umxJiggle takes values in a matrix and jiggles them

Usage

```
umxJiggle(matrixIn, mean = 0, sd = 0.1, dontTouch = 0)
```

Arguments

matrixIn	an <code>OpenMx::mxMatrix()</code> to jiggle the values of
mean	the mean value to add to each value
sd	the sd of the jiggle noise
dontTouch	A value, which, if found, will be left as-is (defaults to 0)

Value

- `OpenMx::mxMatrix()`

References

- <https://github.com/tbates/umx>

See Also

Other Advanced Model Building Functions: [umx](#), [umxAlgebra\(\)](#), [umxFixAll\(\)](#), [umxRun\(\)](#), [umxThresholdMatrix\(\)](#), [umxUnexplainedCausalNexus\(\)](#), [xmuLabel\(\)](#), [xmuValues\(\)](#)

Examples

```
## Not run:
mat1 = umxJiggle(mat1)

## End(Not run)
```

umxLav2RAM

Convert lavaan string to a umxRAM model

Description

Takes a lavaan syntax string and creates the matching one or more [umxRAM\(\)](#) models.

If data are provided, a [umxRAM\(\)](#) model is returned.

If more than one group is found, a [umxSuperModel\(\)](#) is returned.

This function is at the alpha quality stage, and **should be expected to have bugs**. Several features are not yet supported. Let me know if you would like them.

Usage

```
umxLav2RAM(
  model = NA,
  data = "auto",
  group = NULL,
  group.equal = NULL,
  name = NA,
  lavaanMode = c("sem", "lavaan"),
  std.lv = FALSE,
  suffix = "",
  comparison = TRUE,
  type = c("Auto", "FIML", "cov", "cor", "WLS", "DWLS", "ULS"),
  allContinuousMethod = c("cumulants", "marginals"),
  autoRun = getOption("umx_auto_run"),
  tryHard = c("no", "yes", "ordinal", "search"),
  verbose = FALSE,
  optimizer = NULL,
  std = FALSE,
  printTab = TRUE
)
```

Arguments

model	A lavaan syntax string, e.g. "A~~B"
data	Data to add to model (defaults to auto, which is just sketch mode)
group	= Column to use for multi-group (default = NULL)
group.equal	= what to equate across groups. Default (NULL) means no equates. See details for what we might implement in future.
name	Model name (can also add name in # commented first line)
lavaanMode	Auto-magical path settings for cfa/sem (default) or no-defaults ("lavaan")
std.lv	= FALSE Whether to set var of latents to 1 (default FALSE). nb. Toggles fix first.
suffix	String to append to each label (useful if model will be used in a multi-group model)
comparison	Compare the new model to the old (if updating an existing model: default = TRUE)
type	One of "Auto", "FIML", "cov", "cor", "WLS", "DWLS", "ULS"
allContinuousMethod	"cumulants" or "marginals". Used in all-continuous WLS data to determine if a means model needed.
autoRun	Whether to run the model (default), or just to create it and return without running.
tryHard	Default ('no') uses normal mxRun. "yes" uses mxTryHard. Other options: "ordinal", "search"
verbose	Whether to tell the user what latents and manifests were created etc. (Default = FALSE)
optimizer	optionally set the optimizer (default NULL does nothing)
std	Whether to print estimates. Defaults to FALSE ("raw"), TRUE = "std", for no parameter table use NULL.
printTab	= TRUE (more for debugging)

Details

Uses the defaults of lavaan::sem

- int.ov.free = TRUE
- int.lv.free = FALSE
- auto.fix.first = TRUE (unless std.lv = TRUE)
- auto.fix.single = TRUE
- auto.var = TRUE
- auto.cov.lv.x = TRUE
- auto.th = TRUE
- auto.delta = TRUE

- `auto.cov.y = TRUE`
- `fixed.x = FALSE` (not standard in lavaan: : sem, but needed for RAM)

Lavaan is well documented. For quick reference, some common symbols in lavaan strings are:

lav	Mplus	sem	Action
<code>A =~ B</code>	A by B		A (Latent) is measured by B
<code>A ~ B</code>	A on B	<code>A<- B</code>	A "is regressed on" (<-) B
<code>A ~~ B</code>	A with B	<code>A<->B</code>	A covaries with B
<code>A ~ 1</code>	[A]		A has mean
<code>A := B</code>			A is defined by B (see OpenMx::mxAlgebra())
<code>A == B</code>			A is constrained == to B (see OpenMx::mxConstraint())

<code>=~</code>	lhs (Latent) is manifested by rhs
<code>~</code>	lhs "is regressed on" (<-) rhs
<code>~~</code>	lhs covaries with rhs
<code>~ 1</code>	lhs has mean
<code>:=</code>	lhs is defined by rhs (see OpenMx::mxAlgebra())
<code>==</code>	lhs is constrained == to rhs (see OpenMx::mxConstraint())

Naming of multiple groups

When multiple groups are found the groups are named `name_grouplevel` White space is replaced with "_" and illegal characters are replaced with "x"

note: Options for `group.equal`. In future, we might implement (but have not as yet):

1. `c("loadings"`
2. `"intercepts"`
3. `"means"`
4. `"regressions"`
5. `"residuals"`
6. `"covariances"`

Value

- list of [umxPath\(\)](#)s

See Also

[umxRAM2Lav\(\)](#), [umxRAM\(\)](#)

Other Miscellaneous Utility Functions: [install.OpenMx\(\)](#), [libs\(\)](#), [qm\(\)](#), [umx](#), [umxModelNames\(\)](#), [umxRAM2Lav\(\)](#), [umxVersion\(\)](#), [umx_array_shift\(\)](#), [umx_find_object\(\)](#), [umx_lower.tri\(\)](#), [umx_msg\(\)](#), [umx_open_CRAN_page\(\)](#), [umx_pad\(\)](#), [umx_print\(\)](#)

Examples

```

## Not run:

# auto-data, print table, return umxRAM model
m1 = umxLav2RAM("y ~ x", printTab= TRUE)

lav = "y ~ x1 + 2.4*x2 + x3"
tmp = umxLav2RAM(lav, data = "auto", printTab= FALSE)

# Add labels to parameters, e.g. "x3_loading" as a loading for x3->x1
tmp = umxLav2RAM("x1 ~ x3_loading*x3")
umx_print(tmp$A$labels)
# | |x1          |x3          |
# |--|:-----|:-----|
# |x1 |x1_to_x1 |x3_loading |
# |x3 |x1_to_x3 |x3_to_x3  |

# Fix values, e.g. x2 -> y fixed at 2.4
tmp = umxLav2RAM("y ~ x1 + 2.4*x2; s =~ 0*y11 + 1*y12 + 2*y13 + 3*y14")

tmp = umxLav2RAM("L =~ X1 + X2; L ~ Y")
plot(tmp, min=c("L", "Y"))

# Factor model showing auto-addition of correlations among exogenous latents
# and auto-residuals on manifests
data("HS.ability.data", package = "OpenMx")

cov(HS.ability.data[, c("visual" , "cubes" , "flags")])
cov(HS.ability.data[, c("paragrap", "sentence", "wordm")])
cov(HS.ability.data[, c("addition", "counting", "straight")])

HS = "spatial =~ visual + cubes + flags
      verbal  =~ paragrap + sentence + wordm
      speed   =~ addition + counting + straight"

m1 = umxRAM(HS, data = umx_scale(HS.ability.data))

# Multiple groups
m1 = umxRAM(HS, data = umx_scale(HS.ability.data), group = "school")

# More examples

lav = " # Moderated mediation
gnt ~ a*cb
INT ~ b1*gnt + b2*cn + b3*cngn + c*cb

indirect := a*b1
direct := c

ab3 := a * b3
loCN := a * b1 + ab3 * -0.5
hiCN := a * b1 + ab3 * 0.5

```

```

"
tmp = umxRAM(lav)
# plot showing ability to influence layout with max min same groupings
plot(tmp, max = c("cb", "cn", "cngn"), same = "gnt", min= "INT")

# Algebra: e.g. b1^2
m1 = umxRAM("x1~b1*x2; B1_sq := b1^2", data = demoOneFactor)
m1$B1_sq$result # = 0.47

# Model with constraints and labeled parameters
lav = "
y ~ b1*x1 + b2*x2 + b3*x3
# constraints
b1 == (b2 + b3)^2
b1 > exp(b2 + b3)"

tmp = umxLav2RAM(lav)

namedModel = " # my name
y ~x"
m1 = umxRAM(namedModel)

# Formative factor
# lavaanify("f5 <~ z1 + z2 + z3 + z4")

## End(Not run)

```

umxMatrix

Make a mxMatrix with automatic labels. Also takes name as the first parameter for more readable code.

Description

umxMatrix is a wrapper for mxMatrix which labels cells by default, and has the name parameter first in order.

Usage

```

umxMatrix(
  name = NA,
  type = "Full",
  nrow = NA,
  ncol = NA,
  free = FALSE,
  values = NA,
  labels = TRUE,
  lbound = NA,
  ubound = NA,

```

```

byrow = getOption("mxByrow"),
baseName = NA,
dimnames = NA,
condenseSlots = getOption("mxCondenseMatrixSlots"),
...,
joinKey = as.character(NA),
joinModel = as.character(NA),
jiggle = NA
)

```

Arguments

name	The name of the matrix (Default = NA). Note the different order compared to mxMatrix!
type	The type of the matrix (Default = "Full")
nrow	Number of rows in the matrix: Must be set
ncol	Number of columns in the matrix: Must be set
free	Whether cells are free (Default FALSE)
values	The values of the matrix (Default NA)
labels	Either whether to label the matrix (default TRUE), OR a vector of labels to apply.
lbound	Lower bounds on cells (Defaults to NA)
ubound	Upper bounds on cells (Defaults to NA)
byrow	Whether to fill the matrix down columns or across rows first (Default = getOption('mxByrow')
baseName	Set to override the default (which is to use the matrix name as the prefix).
dimnames	NA
condenseSlots	Whether to save memory by NULLing out unused matrix elements, like labels, ubound etc. Default = getOption('mxCondenseMatrixSlots')
...	Additional parameters (!! not currently supported by umxMatrix)
joinKey	See mxMatrix documentation: Defaults to as.character(NA)
joinModel	See mxMatrix documentation: Defaults to as.character(NA)
jiggle	= NA passed to xmuLabel to jiggle start values (default does nothing)

Value

- `OpenMx::mxMatrix()`

References

- <https://github.com/tbates/umx>, <https://tbates.github.io>

See Also

- `xmu_simplex_corner()`, `OpenMx::mxMatrix()`, `xmuLabel()`, `umxRAM()`

Other Core Model Building Functions: `umx`, `umxModify()`, `umxPath()`, `umxRAM()`, `umxSuperModel()`

Examples

```
## Not run:
# =====
# = 1. Showing how name is first parameter, and how cells are labelled by default. =
# =====
umxMatrix("test", "Full", 2, 2)$labels
#      [,1]      [,2]
# [1,] "test_r1c1" "test_r1c2"
# [2,] "test_r2c1" "test_r2c2"

# =====
# = 2. Over-ride default (matrix name) as prefix for labels =
# =====
umxMatrix("test", "Full", 2, 2, baseName = "bob")$labels # bob_r1c1

# =====
# = 3. User-provided labels are left as-is =
# =====
umxMatrix("foo", "Lower", nrow=2, ncol=2, labels= c(NA, "beta1", NA))
#      [,1]      [,2]
# [1,] NA      NA
# [2,] "beta1" NA

## End(Not run)
```

umxMatrixFree

Sets labeled matrix cells to free

Description

In simulation studies, it is often necessary to rewrite the matrices while testing alternative specifications. This can become very tedious with increasing number of distinct specifications. This tool injects changes into `umxMatrix` so that this tasks gets more manageable. First, it sets `byRow` by default. Second, it infers the number of rows automatically. The user needs only passing `ncol`. Finally and most importantly this function disables auto-labeling, and whenever a label is set, that cell position will be freed. It is required to pass a matrix of labels, as well as a label name.

Usage

```
umxMatrixFree(
  name = name,
  nrow = NULL,
  ncol = NA,
  free = FALSE,
  values = NA,
  labels = labels,
```

```

    byrow = TRUE,
    ...
)

```

Arguments

name	The name of the matrix: Must be set
nrow	Number of rows in the matrix (Optional)
ncol	Number of columns in the matrix (Required)
free	Whether cells are free (Default FALSE)
values	The values of the matrix (Default NA)
labels	The labels of the matrix (Default NA)
byrow	Default for byrow (TRUE)
...	Accepts all other arguments from umxMatrix()

Value

- [OpenMx::mxMatrix\(\)](#)

See Also

- [umxMatrix\(\)](#)

Examples

```

## Not run:

umxMatrixFree('E', type='Symm', ncol = 3,
  labels =c("eb2",NA,NA,
            NA,"es2",NA,
            NA,NA,NA),
  values=c(.2,0,0,
           0,.2,0,
           0,0,0))

# Will return a umxMatrix free at the eb2 and es2 positions.

## End(Not run)

```

umxMI

Report modifications which would improve fit.

Description

This function uses the mechanical modification-indices approach to detect single paths which, if added or dropped, would improve fit.

Usage

```
umxMI(
  model = NA,
  matrices = NA,
  full = TRUE,
  numInd = NA,
  typeToShow = "both",
  decreasing = TRUE
)
```

Arguments

model	An <code>OpenMx::mxModel()</code> for which to report modification indices
matrices	which matrices to test. The default (NA) will test A & S for RAM models
full	Change in fit allowing all parameters to move. If FALSE only the parameter under test can move.
numInd	How many modifications to report. Use -1 for all. Default (NA) will report all over 6.63 (p = .01)
typeToShow	Whether to shown additions or deletions (default = "both")
decreasing	How to sort (default = TRUE, decreasing)

Details

Notes:

1. Runs much faster with `full = FALSE` (but this does not allow the model to re-fit around the newly- freed parameter).
2. Compared to `mxMI`, this function returns top changes, and also suppresses the run message.
3. Finally, of course: see the requirements for (legitimate) post-hoc modeling in `OpenMx::mxMI()`. You are almost certainly doing better science when testing competing models rather than modifying a model to fit.

References

- <https://github.com/tbates/umx>

See Also

- `OpenMx::mxMI()`

Other Model Summary and Comparison: `umx`, `umxCompare()`, `umxEquate()`, `umxReduce()`, `umxSetParameters()`, `umxSummary()`

Examples

```
## Not run:
require(umx)
data(demoOneFactor)
manifests = names(demoOneFactor)
m1 = umxRAM("One Factor", data = demoOneFactor, type = "cov",
  umxPath("G", to = manifests),
  umxPath(var = manifests),
  umxPath(var = "G", fixedAt = 1)
)
umxMI(m1, full = FALSE)

## End(Not run)
```

umxModel

Catches users typing umxModel instead of umxRAM.

Description

Catches a common typo, moving from mxModel to umx.

Usage

```
umxModel(...)
```

Arguments

... Anything. We're just going to throw an error.

Value

None

References

- <https://github.com/tbates/umx>, <https://tbates.github.io>

See Also

- `umxRAM()`, `OpenMx::mxModel()`

Other xmu internal not for end user: `umxRenameMatrix()`, `umx_APA_pval()`, `umx_fun_mean_sd()`, `umx_get_bracket_addresses()`, `umx_make()`, `umx_standardize()`, `umx_string_to_algebra()`, `xmuHasSquareBrackets()`, `xmuLabel_MATRIX_Model()`, `xmuLabel_Matrix()`, `xmuLabel_RAM_Model()`, `xmuMI()`, `xmuMakeDeviationThresholdsMatrices()`, `xmuMakeOneHeadedPathsFromPathList()`, `xmuMakeTwoHeadedPathsFromPathList()`, `xmuMaxLevels()`, `xmuMinLevels()`, `xmuPropagateLabels()`, `xmuRAM2Ordinal()`, `xmuTwinSuper_Continuous()`, `xmuTwinSuper_NoBinary()`, `xmuTwinUpgradeMeansToCovariateModel()`, `xmu_CI_merge()`, `xmu_CI_stash()`, `xmu_DF_to_mxData_TypeCov()`, `xmu_PadAndPruneForDefVars()`, `xmu_bracket_address2rclabel()`, `xmu_cell_is_on()`, `xmu_check_levels_identical()`, `xmu_check_needs_means()`,


```
xmu_check_variance(), xmu_clean_label(), xmu_data_missing(), xmu_data_swap_a_block(),
xmu_describe_data_WLS(), xmu_dot_make_paths(), xmu_dot_make_residuals(), xmu_dot_maker(),
xmu_dot_move_ranks(), xmu_dot_rank_str(), xmu_extract_column(), xmu_get_CI(), xmu_lavaan_process_group(),
xmu_make_TwinSuperModel(), xmu_make_bin_cont_pair_data(), xmu_make_mxData(), xmu_match.arg(),
xmu_name_from_lavaan_str(), xmu_path2twin(), xmu_path_regex(), xmu_print_algebras(),
xmu_rclabel_2_bracket_address(), xmu_relevel_factors(), xmu_safe_run_summary(), xmu_set_sep_from_suffi
xmu_show_fit_or_comparison(), xmu_simplex_corner(), xmu_standardize_ACE(), xmu_standardize_ACEcov(),
xmu_standardize_ACEv(), xmu_standardize_CP(), xmu_standardize_IP(), xmu_standardize_RAM(),
xmu_standardize_SexLim(), xmu_standardize_Simplex(), xmu_start_value_list(), xmu_starts(),
xmu_summary_RAM_group_parameters(), xmu_twin_add_WeightMatrices(), xmu_twin_check(),
xmu_twin_get_var_names(), xmu_twin_make_def_means_mats_and_alg(), xmu_twin_upgrade_selDvs2SelVars()
```

Examples

```
## Not run:
umxModel()

## End(Not run)
```

umxModelNames	<i>Return names of models found within a model</i>
---------------	--

Description

umxModelNames returns the names of each model contained in the model provided to it (optionally excluding the out model itself).

Usage

```
umxModelNames(model, includeOuterModelName = FALSE)
```

Arguments

```
model          an OpenMx::mxModel() to search for model names.
includeOuterModelName
                FALSE
```

Value

- All models names

See Also

- `OpenMx::mxRename()`, `umxSuperModel()`

Other Miscellaneous Utility Functions: `install.OpenMx()`, `libs()`, `qm()`, `umx`, `umxLav2RAM()`, `umxRAM2Lav()`, `umxVersion()`, `umx_array_shift()`, `umx_find_object()`, `umx_lower.tri()`, `umx_msg()`, `umx_open_CRAN_page()`, `umx_pad()`, `umx_print()`

Examples

```
## Not run:
data(GFF)
mzData = subset(GFF, zyg_2grp == "MZ")
dzData = subset(GFF, zyg_2grp == "DZ")
selDVs = c("gff", "fc", "qol")
m1 = umxCP(selDVs= selDVs, nFac= 1, dzData= dzData, mzData= mzData, sep= "_T", autoRun= TRUE)
m2 = mxRename(m1, "model2")
umxModelNames(m1) # "top" "MZ" "DZ"
umxModelNames(m2) # "top" "MZ" "DZ"

super = umxSuperModel("myModel", m1, m2, autoRun = TRUE)
umxModelNames(super)

plot(super$CP1fac)

## End(Not run)
```

umxModify

umxModify: Add, set, or drop model paths by label.

Description

umxModify allows you to modify, re-run and summarize an `OpenMx::mxModel()`, all in one line of script.

Usage

```
umxModify(
  lastFit,
  update = NULL,
  regex = FALSE,
  free = FALSE,
  value = 0,
  newlabels = NULL,
  freeToStart = NA,
  name = NULL,
  comparison = FALSE,
  autoRun = getOption("umx_auto_run"),
  tryHard = c("no", "yes", "ordinal", "search"),
  master = NULL,
  intervals = FALSE,
  verbose = FALSE
)
```

Arguments

lastFit	The <code>OpenMx::mxModel()</code> you wish to update and run.
update	What to update before re-running. Can be a list of labels, a regular expression (set <code>regex = TRUE</code>) or an object such as <code>mxCI</code> etc.
regex	Whether or not update is a regular expression (default <code>FALSE</code>). If you provide a string, it overrides the contents of update, and sets <code>regex</code> to <code>TRUE</code> .
free	The state to set "free" to for the parameters whose labels you specify (defaults to <code>free = FALSE</code> , i.e., fixed)
value	The value to set the parameters whose labels you specify too (defaults to 0)
newlabels	If not <code>NULL</code> , used as a replacement set of labels (can be regular expression). value and free are ignored!
freeToStart	Whether to update parameters based on their current free-state. <code>free = c(TRUE, FALSE, NA)</code> , (defaults to <code>NA</code> - i.e, not checked)
name	The name for the new model
comparison	Whether to run <code>umxCompare()</code> on the new and old models.
autoRun	Whether to run the model (default), or just to create it and return without running.
tryHard	Default ('no') uses normal <code>mxRun</code> . "yes" uses <code>mxTryHard</code> . Other options: "ordinal", "search"
master	If you set master, then the update labels will be equated to these (i.e. replaced by them).
intervals	Whether to run confidence intervals (see <code>OpenMx::mxRun()</code>)
verbose	How much feedback to give

Details

You can add paths, or other model elements, set path values (default is 0), or replace labels. As an example, this one-liner drops a path labelled "Cs", and returns the updated model:

```
fit2 = umxModify(fit1, update = "Cs", name = "newModelName", comparison = TRUE)
```

Regular expressions are a powerful feature: they let you drop collections of paths by matching patterns for instance, this would match labels containing either "Cs" or "Cr":

```
fit2 = umxModify(fit1, regex = "C\\[sr\\]", name = "drop_Cs_and_Cr", comparison = TRUE)
```

You may find it easier to be more explicit. Like this:

```
fit2 = umxSetParameters(fit1, labels = c("Cs", "Cr"), values = 0, free = FALSE, name = "newName")
fit2 = mxRun(fit2)
summary(fit2)
```

Note: A (minor) limitation is that you cannot simultaneously set value to 0 AND relabel cells (because the default value is 0, so it is ignored when using `newlabels`).

Value

- `OpenMx::mxModel()`

References

- <https://github.com/tbates/umx>

See Also

Other Core Model Building Functions: `umx`, `umxMatrix()`, `umxPath()`, `umxRAM()`, `umxSuperModel()`

Examples

```
## Not run:
require(umx)
# First we'll just build a 1-factor model
umx_set_optimizer("SLSQP")
data(demoOneFactor)
manifests = names(demoOneFactor)

m1 = umxRAM("One Factor", data = demoOneFactor, type = "cov",
  umxPath("G", to = manifests),
  umxPath(var = manifests),
  umxPath(var = "G", fixedAt = 1)
)

# 1. Drop the path to x1 (also updating the name so it's
# self-explanatory, and get a fit comparison
m2 = umxModify(m1, update = "G_to_x1", name = "drop_X1", comparison = TRUE)

# 2. Add the path back (setting free = TRUE)
m2 = umxModify(m1, update = "G_to_x1", free= TRUE, name = "addback_X1", comparison = TRUE)
# 3. Fix a value at a non-zero value
m3 = umxModify(m1, update = "G_to_x1", value = .35, name = "fix_G_x1_at_35", comp = TRUE)
# You can add objects to models. For instance this would add a path (overwriting the existing one)
# (thanks Johannes!)
m3 = umxModify(m1, umxPath("G", with = "x1"), name= "addedPath")

# Use regular expression to drop multiple paths: e.g. G to x3, x4, x5
m3 = umxModify(m1, regex = "^G_to_x[3-5]", name = "tried_hard", comp = TRUE, tryHard="yes")

# Same, but don't autoRun
m2 = umxModify(m1, regex = "^G_to_x[3-5]", name = "no_G_to_x3_5", autoRun = FALSE)

# Re-write a label
newLabel = "A_rose_by_any_other_name"
newModelName = "model_doth_smell_as_sweet"
m2 = umxModify(m1, update = "G_to_x1", newLabels= newLabel, name = newModelName, comparison = TRUE)
# Change labels in 2 places
labsToUpdate = c("G_to_x1", "G_to_x2")
newLabel = "G_to_1_or_2"
m2 = umxModify(m1, update = labsToUpdate, newLabels= newLabel, name = "equated", comparison = TRUE)
```

```

# Advanced!
# Regular expressions let you use pieces of the old names in creating new ones!
searchString = "G_to_x([0-9])"
newLabel = "loading_for_path\\1" # use value in regex group 1
m2 = umxModify(m1, regex = searchString, newlabels= newLabel, name = "grep", comparison = TRUE)

## End(Not run) # end dontrun

```

umxMRDoC

Extends Mendelian randomization with the twin design to test evidence of causality

Description

Testing causal claims is often difficult due to an inability to conduct experimental randomization of traits and situations to people. When twins are available, even when measured on a single occasion, the pattern of cross-twin cross-trait correlations can (given distinguishable modes of inheritance for the two traits) falsify causal hypotheses.

umxMRDoC implements a 2-group model to form latent variables for each of two traits, and allows testing whether trait 1 causes trait 2, vice-versa, or even reciprocal causation. This is robust to several types of confounding due to the instrumental variable approach included in the model.

This function applies both the MRDoC model and the MRDoC2 model depending on how many PRSs are passed as arguments.

Usage

```

umxMRDoC(
  pheno,
  prss,
  mzData = NULL,
  dzData = NULL,
  data = NULL,
  zyg = NULL,
  sep = "_T",
  summary = !umx_set_silent(silent = TRUE),
  name = NULL,
  autoRun = getOption("umx_auto_run"),
  tryHard = c("no", "yes", "ordinal", "search"),
  optimizer = NULL
)

```

Arguments

pheno Phenotypes of interest, order matters ("exposure", "outcome")

prss	Polygenic score(s). If a single one is passed MRDoC is run, MRDoC2 otherwise.
mzData	The MZ dataframe
dzData	The DZ dataframe
data	= NULL If building the MZ and DZ datasets internally from a complete data set.
zyg	= "zygosity" (for the data= method of using this function)
sep	The separator in twin variable names, default = "_T", e.g. "dep_T1".
summary	Optionally show a summary.
name	The name of the model (defaults to either "MRDoC" or "MRDoC2).
autoRun	Whether to run the model (default), or just to create it and return without running.
tryHard	Default ('no') uses normal mxRun. "yes" uses mxTryHard. Other options: "ordinal", "search"
optimizer	Optionally set the optimizer (default NULL does nothing).

Value

- `OpenMx::mxModel()` of subclass `MxModelMRDoC`

References

- Minica CC, Dolan CV, Boomsma DI, et al. (2018) Extending Causality Tests with Genetic Instruments: An Integration of Mendelian Randomization with the Classical Twin Design. *Behavior Genetics* 48(4): 337–349. doi:10.1007/s1051901899044
- McGue, M., Osler, M., & Christensen, K. (2010). Causal Inference and Observational Research: The Utility of Twins. *Perspectives on Psychological Science*, 5, 546-556. doi:10.1177/1745691610383511
- Castro-de-Araujo LFS, Singh M, Zhou Y, et al. (2022) MR-DoC2: Bidirectional Causal Modeling with Instrumental Variables and Data from Relatives. *Behavior Genetics*. doi:10.1007/s1051902210122x

See Also

- `umxDoC()`

Other Twin Modeling Functions: `power.ACE.test()`, `umx`, `umxACE()`, `umxACEcov()`, `umxACEv()`, `umxCP()`, `umxDiffMZ()`, `umxDiscTwin()`, `umxDoC()`, `umxDoCp()`, `umxGxE()`, `umxGxE_window()`, `umxGxEbiv()`, `umxIP()`, `umxReduce()`, `umxReduceACE()`, `umxReduceGxE()`, `umxRotate.MxModelCP()`, `umxSexLim()`, `umxSimplex()`, `umxSummarizeTwinData()`, `umxSummaryACE()`, `umxSummaryACEv()`, `umxSummaryDoC()`, `umxSummaryGxEbiv()`, `umxSummarySexLim()`, `umxSummarySimplex()`, `umxTwinMaker()`

Examples

```
## Not run:

# =====
# = 1. Load Data =
# =====
data(docData)
mzData = subset(docData, zygoty %in% c("MZFF", "MZMM"))
dzData = subset(docData, zygoty %in% c("DZFF", "DZMM"))

# =====
# = 2. Make a MRDoC2 model =
# =====
out = umxMRDoC(mzData = mzData, dzData = dzData,
  pheno = c("varA1", "varA2"), prss = c("varB1", "varA3") )

## End(Not run)
```

umxParameters

Display path estimates from a model, filtering by name and value.

Description

Often you want to see the estimates from a model, and often you don't want all of them. [umxParameters\(\)](#) helps in this case, allowing you to select parameters matching a name filter, and also to only show parameters above or below a certain value.

If pattern is a vector, each regular expression is matched, and all unique matches to the whole vector are returned.

Usage

```
umxParameters(
  x,
  thresh = c("all", "above", "below", ">", "<", "NS", "sig"),
  b = NULL,
  pattern = ".*",
  std = FALSE,
  digits = 2
)

parameters(
  x,
  thresh = c("all", "above", "below", ">", "<", "NS", "sig"),
  b = NULL,
  pattern = ".*",
  std = FALSE,
  digits = 2
)
```

Arguments

x	an <code>OpenMx::mxModel()</code> or model summary from which to report parameter estimates.
thresh	optional: Filter out estimates 'below' or 'above' a certain value (default = "all").
b	Combine with thresh to set a minimum or maximum for which estimates to show.
pattern	Optional string to match in the parameter names. Default <code>'.*'</code> matches all. <code>regex()</code> allowed!
std	Standardize output: NOT IMPLEMENTED YET
digits	Round to how many digits (2 = default).

Details

It is on my TODO list to implement filtering by significance, and to add standardizing.

Value

- list of matching parameters, filtered by name and value

References

- <https://github.com/tbates/umx>, <https://tbates.github.io>

See Also

- `umxGetParameters()`, `umxSummary()`, `namez()`

Other Reporting Functions: `umx`, `umxAPA()`, `umxFactorScores()`, `umxGetLatents()`, `umxGetManifests()`, `umxGetModel()`, `umxGetParameters()`, `umx_aggregate()`, `umx_time()`

Examples

```
## Not run:
require(umx)
data(demoOneFactor)
manifests = names(demoOneFactor)
m1 = umxRAM("OneFactor", data = demoOneFactor,
  umxPath(from = "G", to = manifests), # factor loadings
  umxPath(v.m. = manifests),          # residual variance
  umxPath(v1m0 = "G")                 # standardized latent
)
# Parameters with values below .1
umxParameters(m1, "below", .1)
# Parameters with values above .5
umxParameters(m1, "above", .5)
# Parameters with values below .1 and containing "_to_" in their label
umxParameters(m1, "below", .1, "_to_")

## End(Not run)
```

umxParan	<i>A wrapper to make paran easier to use. Just automates applying complete.cases()</i>
----------	--

Description

A wrapper to make paran easier to use. Just automates applying [complete.cases\(\)](#)

Usage

```
umxParan(df, cols = NA, graph = TRUE, mapStrings = NULL)
```

Arguments

df	The df (just the relevant columns)
cols	(optional) list of columns (default = use all)
graph	Whether to graph.
mapStrings	optional mapping if cols are strings

Value

- nothing

See Also

Other Miscellaneous Stats Functions: [FishersMethod\(\)](#), [SE_from_p\(\)](#), [geometric_mean\(\)](#), [harmonic_mean\(\)](#), [oddsratio\(\)](#), [reliability\(\)](#), [umx](#), [umxCov2cor\(\)](#), [umxHetCor\(\)](#), [umxWeightedAIC\(\)](#), [umx_apply\(\)](#), [umx_cor\(\)](#), [umx_means\(\)](#), [umx_r_test\(\)](#), [umx_round\(\)](#), [umx_scale\(\)](#), [umx_var\(\)](#)

Examples

```
library(psych)
library(psychTools)
data(bfi)
umxParan(bfi[, paste0("A", 1:5)])
umxParan(bfi, cols= paste0("A", 1:5))
# umxParan(bfi, paste0("AB", 1))
```

umxPath

*Easier (and powerful) specification of paths in SEM.***Description**

This function is used to easily and compactly specify paths in models. In addition to `from` and `to`, it adds specialised parameters for variances (`var`), two headed paths (`with`) and means (`mean`). There are also new terms to describe fixing values: `fixedAt` and `fixFirst`. To give a couple of the most common, time-saving examples:

- `umxPath("A", with = "B", fixedAt = 1)`
- `umxPath(var = c("A", "B"), fixedAt = 1)`
- `umxPath(v.m. = manifests)`
- `umxPath(v1m0 = latents)`
- `umxPath(v1m0 = latents)`
- `umxPath(means = manifests)`
- `umxPath(fromEach = c('A', "B", "C"), to = c("y1", "y2"))`
- `umxPath(unique.bivariate = c('A', "B", "C"))`
- `umxPath("A", to = c("B", "C", "D"), firstAt = 1)`

Usage

```
umxPath(
  from = NULL,
  to = NULL,
  with = NULL,
  var = NULL,
  cov = NULL,
  means = NULL,
  v1m0 = NULL,
  v.m. = NULL,
  v0m0 = NULL,
  v.m0 = NULL,
  v0m. = NULL,
  fixedAt = NULL,
  freeAt = NULL,
  firstAt = NULL,
  unique.bivariate = NULL,
  unique.pairs = NULL,
  fromEach = NULL,
  forms = NULL,
  Cholesky = NULL,
  defn = NULL,
  connect = c("single", "all.pairs", "all.bivariate", "unique.pairs", "unique.bivariate"),
```

```

    arrows = 1,
    free = TRUE,
    values = NA,
    labels = NA,
    lbound = NA,
    ubound = NA,
    hasMeans = NULL
  )

```

Arguments

from	One or more source variables e.g "A" or c("A","B")
to	One or more target variables for one-headed paths, e.g "A" or c("A","B").
with	2-headed path <-> from 'from' to 'with'.
var	Equivalent to setting 'from' and 'arrows' = 2. nb: from, to, and with must be left empty.
cov	Convenience to allow 2 variables to covary (equivalent to 'from' and 'with'). nb: leave from, to, etc. empty
means	equivalent to "from = 'one', to = x. nb: from, to, with and var must be left empty (their default).
v1m0	variance of 1 and mean of zero in one call.
v.m.	variance and mean, both free.
v0m0	variance and mean, both fixed at zero.
v.m0	variance free, mean fixed at zero.
v0m.	variance fixed at 0, mean free.
fixedAt	Equivalent to setting "free = FALSE, values = fixedAt"
freeAt	Equivalent to setting "free = TRUE, values = freeAt"
firstAt	First path is fixed at this value (free is ignored: warning if other than a single TRUE)
unique.bivariate	equivalent to setting from, and "connect = "unique.bivariate", arrows = 2". nb: from, to, and with must be left empty (their default)
unique.pairs	equivalent to setting "connect = "unique.pairs", arrows = 2" (don't use from, to, or with)
fromEach	Like all.bivariate, but with one head arrows. 'to' can be set.
forms	Build a formative variable. 'from' variables form the latent. Latent variance is fixed at 0. Loading of path 1 is fixed at 1. unique.bivariate between 'from' variables.
Cholesky	Treat Cholesky variables as latent and to as measured, and connect as in an ACE model.
defn	Implements a definition variable as a latent with zero variance & mean and labeled 'data.defVar'
connect	as in mxPath - nb: from and to must also be set.

arrows	as in mxPath - nb: from and to must also be set.
free	whether the value is free to be optimised
values	default value list
labels	labels for each path
lbound	lower bounds for each path value
ubound	upper bounds for each path value
hasMeans	Used in 'forms' case to know whether the data have means or not.

Details

umxPath introduces the following new words to your path-defining vocabulary: with, var, cov, means, v1m0, v0m0, v.m0, v.m, fixedAt, freeAt, firstAt, unique.bivariate, unique.pairs, fromEach, Cholesky, defn, forms.

with creates covariances (2-headed paths): `umxPath(A, with = B)`

Specify a variance for A with `umxPath(var = "A")`.

Of course you can use vectors anywhere: `umxPath(var = c('N', 'E', 'O'))`

To specify a mean, you just say: `umxPath(mean = "A")`, which is equivalent to `mxPath(from = "one", to = "A")`.

To fix a path at a value, you can say: `umxPath(var = "A", fixedAt = 1)`

The common task of creating a variable with variance fixed at 1 and mean at 0 is done thus: `umxPath(v1m0 = "A")`

For free variance and means use: `umxPath(v.m. = "A")`

umxPath exposes `unique.bivariate` and `unique.pairs`, So to create paths `A<->A`, `B<->B`, and `A->B`, you would say: `umxPath(unique.pairs = c('A', "B"))`

To create paths `A<->B`, `B<->C`, and `A<->C`, you would say: `umxPath(unique.bivariate = c('A', "B", "C"))`

Creates one-headed arrows on the all.bivariate pattern `umxPath(fromEach = c('A', "B", "C"))`

Setting up a latent trait, you can scale with a fixed first path thus:

`umxPath("A", to = c("B", "C", "D"), firstAt = 1)`

To create Cholesky-pattern connections:

`umxPath(Cholesky = c("A1", "A2"), to = c("var1", "var2"))`

Value

- 1 or more `OpenMx::mxPath()`s

References

- <https://tbates.github.io>

See Also

- `OpenMx::mxPath()`

Other Core Model Building Functions: `umx`, `umxMatrix()`, `umxModify()`, `umxRAM()`, `umxSuperModel()`

Examples

```

# =====
# = Examples of each path type, and option =
# =====

umxPath("A", to = "B") # One-headed path from A to B
umxPath("A", to = "B", fixedAt = 1) # same, with value fixed @1
umxPath("A", to = c("B", "C"), fixedAt = 1:2) # same, with more than 1 value
umxPath("A", to = c("B","C"), firstAt = 1) # Fix only the first path, others free
umxPath(var = "A") # Give a variance to A
umxPath(var = "A", fixedAt = 1) # Give A variance, fixed at 1
umxPath(means = c("A","B")) # Create a means model for A: from = "one", to = "A"
umxPath(v1m0 = "A") # Give "A" variance and a mean, fixed at 1 and 0 respectively
umxPath(v.m. = "A") # Give "A" variance and a mean, leaving both free.
umxPath(v0m0 = "W", label = c(NA, "data.W"))
umxPath("A", with = "B") # using with: same as "to = B, arrows = 2"
umxPath("A", with = "B", fixedAt = .5) # 2-head path fixed at .5
umxPath("A", with = c("B", "C"), firstAt = 1) # first covariance fixed at 1
umxPath(cov = c("A", "B")) # Covariance A <-> B
umxPath(defn = "mpg") # create latent called def_mpg, with var = 1 and label = "data.mpg"
umxPath(fromEach = c('a','b'), to = c('c','d')) # a->c, a<->d, b<->c, b<->d
umxPath(unique.bivariate = c('a','b','c')) # bivariate paths a<->b, a<->c, b<->c etc.
umxPath(unique.pairs = letters[1:3]) # all distinct pairs: a<->a, a<->b, a<->c, b<->b, etc.
umxPath(Cholesky = c("A1","A2"), to = c("m1", "m2")) # Cholesky

## Not run:
# A worked example
data(demoOneFactor)
manifests = names(demoOneFactor)
m1 = umxRAM("One Factor", data = demoOneFactor, type= "cov",
  umxPath("G", to = manifests),
  umxPath(var = manifests),
  umxPath(var = "G", fixedAt = 1.0)
)
umxSummary(m1, std = TRUE)
require(umx)

# =====
# = Cholesky example =
# =====
# =====
# = 3-factor Cholesky (A component of a 5-variable 3-factor ACE model) =
# =====
latents = paste0("A", 1:3)
manifests = names(demoOneFactor)
m1 = umxRAM("Chol", data = demoOneFactor, type = "cov",
  umxPath(Cholesky = latents, to = manifests),
  umxPath(var = manifests),
  umxPath(var = latents, fixedAt = 1)
)
plot(m1, splines= FALSE)

```

```

# =====
# = Definition variable example. for a RAM model =
# = def vars are instantiated as dummy latents with data on the "mean" =
# =====
library(umx); libs("MASS") # for mvrnorm()
# 1. Create Data
N = 500 # size of each group
Sigma = matrix(c(1,.5,.5,1),2,2) # cov (.5)
group1 = MASS::mvrnorm(N, c(1,2), Sigma)
group2 = MASS::mvrnorm(N, c(0,0), Sigma)
# rbind groups and name cols "x" and "y"
xy = rbind(group1, group2)
dimnames(xy)[2]= list(c("x", "y"))

# Create a definition variable for group status
groupID = rep(c(1,0), each = N)
df = data.frame(xy, groupID = groupID)

# Make the model with a definition variable on means
m1 = umxRAM("Def Means", data = df,
  umxPath(v.m. = c("x", "y")),
  umxPath("x", with = "y"),
  # create a unit latent called "def_groupID" with data "data.groupID"
  umxPath(defn = "groupID"),
  # Add it to the x and y means
  umxPath("def_groupID", to = c("x", "y"))
)
plot(m1)

## End(Not run)

```

umxPlot

Quickly plot $y \sim x$ with a regression line and R^2 , and nice labels.

Description

Want a figure for your paper or presentation but not the work of combining `ggplot2::ggplot()`, `ggplot2::geom_smooth()` and method options, plus `ggplot2::geom_point()`. Organizing `ggplot2::labs()` and its `x`, `y`, and `title` components. Adding your preferred theme like `ggplot2::theme_gray()`, plus recalling for `cowplot::draw_label()`, and/or `ggplot2::annotate()` to draw math-enabled labels on the plot, as well as the required `bquote()`, and extracting the relevant fit statistics from `lm()` and the subsidiary tasks of `reformulate()` programmatic variables?

umxPlot just takes $y \sim x$ (or "x" and "y" as strings), and gives you a nicely labelled plot, with a fitted line, the R^2 so readers can see how well this fitted. It knows how to put Greek symbols like *beta* into axes.

Usage

```
umxPlot(
  x,
  y = NULL,
  data,
  xlab = x,
  ylab = y,
  title = paste0(y, " as a function of ", x),
  fitx = NA,
  fity = NA,
  geom_point = TRUE,
  method = c("lm", "auto", "loess", "glm", "gam"),
  family = c("gaussian", "binomial", "Gamma", "inverse", "poisson", "quasi",
    "quasibinomial", "quasipoisson")
)
```

Arguments

x	formula or (alternatively) x as string
y	variable as string.
data	The data for the graph.
xlab	X-axis label (default y).
ylab	Y-axis label (default y).
title	Graph title. Default = paste0(y, " as a function of ", x)
fitx	x location for the fit summary (default 1).
fity	y location for the fit summary (default 2).
geom_point	show points? (TRUE)
method	Method for fitting curve (default = lm)
family	for glm default = "gaussian"

Value

- plot you can edit.

See Also

- [ggplot2::qplot\(\)](#)

Other Plotting functions: [ggAddR\(\)](#), [plot.MxLISRELModel\(\)](#), [plot.MxModel\(\)](#), [plot.MxModelTwinMaker\(\)](#), [umx](#), [umxPlotACE\(\)](#), [umxPlotACEcov\(\)](#), [umxPlotACEv\(\)](#), [umxPlotCP\(\)](#), [umxPlotDoC\(\)](#), [umxPlotFun\(\)](#), [umxPlotGxE\(\)](#), [umxPlotGxEbiv\(\)](#), [umxPlotIP\(\)](#), [umxPlotSexLim\(\)](#), [umxPlotSimplex\(\)](#)

Examples

```
data(mtcars)
umxPlot(mpg ~ wt, data = mtcars, fitx = 2, fity = 10)
umxPlot(x = "wt", y = "mpg", mtcars, fitx = 2, fity = 10)
```

umxPlotACE

*Make a graphical display of an ACE model***Description**

plot method for `umxACE()` models. Make a graphical display of an ACE model

Usage

```
umxPlotACE(
  x = NA,
  file = "name",
  digits = 2,
  means = FALSE,
  std = TRUE,
  strip_zero = TRUE,
  showFixed = FALSE,
  ...
)
```

Arguments

<code>x</code>	<code>OpenMx::mxModel()</code> to plot (created by <code>umxACE</code> in order to inherit the <code>Mx-ModelACE</code> class)
<code>file</code>	The name of the dot file to write: <code>NA</code> = none; <code>"name"</code> = use the name of the model
<code>digits</code>	How many decimals to include in path loadings (default is 2)
<code>means</code>	Whether to show means paths (default is <code>FALSE</code>)
<code>std</code>	Whether to standardize the model (default is <code>TRUE</code>)
<code>strip_zero</code>	Whether to strip the leading "0" and decimal point from parameter estimates (default = <code>TRUE</code>)
<code>showFixed</code>	Whether to draw fixed parameters.
<code>...</code>	Additional (optional) parameters

Value

- optionally return the dot code

References

- <https://github.com/tbates/umx>

See Also

- [plot\(\)](#), [umxSummary\(\)](#) work for IP, CP, GxE, SAT, and ACE models.
- [umxACE\(\)](#)

Other Plotting functions: [ggAddR\(\)](#), [plot.MxLISRELModel\(\)](#), [plot.MxModel\(\)](#), [plot.MxModelTwinMaker\(\)](#), [umx](#), [umxPlot\(\)](#), [umxPlotACEcov\(\)](#), [umxPlotACEv\(\)](#), [umxPlotCP\(\)](#), [umxPlotDoC\(\)](#), [umxPlotFun\(\)](#), [umxPlotGxE\(\)](#), [umxPlotGxEbiv\(\)](#), [umxPlotIP\(\)](#), [umxPlotSexLim\(\)](#), [umxPlotSimplex\(\)](#)

Examples

```
## Not run:
require(umx)
data(twinData)
mzData = subset(twinData, zygoty == "MZFF")
dzData = subset(twinData, zygoty == "DZFF")
m1 = umxACE("plotACE example", selDVs = "bmi", dzData = dzData, mzData = mzData, sep = "")
plot(m1, std = FALSE) # don't standardize

## End(Not run)
```

umxPlotACEcov

Make a graphical display of an ACE model with covariates.

Description

Make a graphical display of an ACE model with covariates.

Usage

```
umxPlotACEcov(
  x = NA,
  file = "name",
  digits = 2,
  means = FALSE,
  std = TRUE,
  strip_zero = TRUE,
  ...
)
```

Arguments

x	OpenMx::mxModel() to plot (created by umxACE in order to inherit the Mx-ModelACE class)
file	The name of the dot file to write: NA = none; "name" = use the name of the model
digits	How many decimals to include in path loadings (default is 2)

means	Whether to show means paths (default is FALSE)
std	Whether to standardize the model (default is TRUE)
strip_zero	Whether to strip the leading "0" and decimal point from parameter estimates (default = TRUE)
...	Additional (optional) parameters

Value

- optionally return the dot code

References

- <https://tbates.github.io>

See Also

- [plot\(\)](#), [umxSummary\(\)](#) work for IP, CP, GxE, SAT, and ACE models.
- [umxACE\(\)](#)

Other Plotting functions: [ggAddR\(\)](#), [plot.MxLISRELModel\(\)](#), [plot.MxModel\(\)](#), [plot.MxModelTwinMaker\(\)](#), [umx](#), [umxPlot\(\)](#), [umxPlotACE\(\)](#), [umxPlotACEv\(\)](#), [umxPlotCP\(\)](#), [umxPlotDoC\(\)](#), [umxPlotFun\(\)](#), [umxPlotGxE\(\)](#), [umxPlotGxEbiv\(\)](#), [umxPlotIP\(\)](#), [umxPlotSexLim\(\)](#), [umxPlotSimplex\(\)](#)

Examples

```
## Not run:
require(umx)
# BMI ?twinData from Australian twins.
# Cohort 1 Zygosity 1 == MZ females 3 == DZ females
data(twinData)

# Pick the variables. We will use base names (i.e., "bmi") and set suffix.
selDVs = c("bmi")
selCovs = c("ht")
selVars = umx_paste_names(c(selDVs, selCovs), sep = "", suffixes= 1:2)
# Just top few pairs so example runs quickly
mzData = subset(twinData, zygosity == "MZFF", selVars)[1:100, ]
dzData = subset(twinData, zygosity == "DZFF", selVars)[1:100, ]
m1 = umxACEcov(selDVs= selDVs, selCovs= selCovs, dzData= dzData, mzData= mzData, sep= "")
plot(m1)
plot(m1, std = FALSE) # don't standardize

## End(Not run)
```

umxPlotACEv	<i>Produce a graphical display of an ACE variance-components twin model</i>
-------------	---

Description

Plots an ACE model graphically, opening the result in the browser (or a graphviz application).

Usage

```
umxPlotACEv(
  x = NA,
  file = "name",
  digits = 2,
  means = FALSE,
  std = TRUE,
  strip_zero = TRUE,
  ...
)
```

Arguments

x	umxACEv() model to plot.
file	The name of the dot file to write: Default ("name") = use the name of the model. NA = don't plot.
digits	How many decimals to include in path loadings (default = 2)
means	Whether to show means paths (default = FALSE)
std	Whether to standardize the model (default = FALSE)
strip_zero	Whether to strip the leading "0" and decimal point from parameter estimates (default = TRUE)
...	Additional (optional) parameters

Value

- optionally return the dot code

References

- <https://github.com/tbates/umx>

See Also

Other Plotting functions: [ggAddR\(\)](#), [plot.MxLISRELModel\(\)](#), [plot.MxModel\(\)](#), [plot.MxModelTwinMaker\(\)](#), [umx](#), [umxPlot\(\)](#), [umxPlotACE\(\)](#), [umxPlotACEcov\(\)](#), [umxPlotCP\(\)](#), [umxPlotDoC\(\)](#), [umxPlotFun\(\)](#), [umxPlotGxE\(\)](#), [umxPlotGxEbiv\(\)](#), [umxPlotIP\(\)](#), [umxPlotSexLim\(\)](#), [umxPlotSimplex\(\)](#)

Examples

```
## Not run:
require(umx)
data(twinData)
mzData = subset(twinData, zygoty == "MZFF")
dzData = subset(twinData, zygoty == "DZFF")
m1 = umxACEv(selDVs = "bmi", dzData = dzData, mzData = mzData, sep = "")
umxSummary(m1)
umxPlotACEv(m1, std = FALSE) # Don't standardize
plot(m1, std = FALSE) # don't standardize

## End(Not run)
```

umxPlotCP

*Draw and display a graphical figure of Common Pathway model***Description**

Options include digits (rounding), showing means or not, and which output format is desired.

Usage

```
umxPlotCP(
  x = NA,
  means = FALSE,
  std = TRUE,
  digits = 2,
  showFixed = TRUE,
  file = "name",
  format = c("current", "graphviz", "DiagrammeR"),
  SEstyle = FALSE,
  strip_zero = TRUE,
  ...
)
```

Arguments

x	The Common Pathway <code>OpenMx::mxModel()</code> to display graphically
means	Whether to show means paths (defaults to FALSE)
std	Whether to standardize the model (defaults to TRUE)
digits	How many decimals to include in path loadings (defaults to 2)
showFixed	Whether to graph paths that are fixed but != 0 (default = TRUE)
file	The name of the dot file to write: NA = none; "name" = use the name of the model
format	= c("current", "graphviz", "DiagrammeR")

SEstyle	report "b (se)" instead of "b [lower, upper]" when CIs are found (Default FALSE)
strip_zero	Whether to strip the leading "0" and decimal point from parameter estimates (default = TRUE)
...	Optional additional parameters

Value

- Optionally return the dot code

References

- <https://tbates.github.io>

See Also

- [plot\(\)](#), [umxSummary\(\)](#) work for IP, CP, GxE, SAT, and ACE models.
- [umxCP\(\)](#)

Other Plotting functions: [ggAddR\(\)](#), [plot.MxLISRELModel\(\)](#), [plot.MxModel\(\)](#), [plot.MxModelTwinMaker\(\)](#), [umx](#), [umxPlot\(\)](#), [umxPlotACE\(\)](#), [umxPlotACEcov\(\)](#), [umxPlotACEv\(\)](#), [umxPlotDoC\(\)](#), [umxPlotFun\(\)](#), [umxPlotGxE\(\)](#), [umxPlotGxEbiv\(\)](#), [umxPlotIP\(\)](#), [umxPlotSexLim\(\)](#), [umxPlotSimplex\(\)](#)

Examples

```
## Not run:
require(umx)
umx_set_optimizer("SLSQP")
data(GFF)
mzData = subset(GFF, zyg_2grp == "MZ")
dzData = subset(GFF, zyg_2grp == "DZ")
selDVs = c("gff", "fc", "qol", "hap", "sat", "AD")
m1 = umxCP("new", selDVs = selDVs, sep = "_T",
dzData = dzData, mzData = mzData, nFac = 3
)
# m1 = mxTryHardOrdinal(m1)
umxPlotCP(m1)
plot(m1) # No need to remember a special name: plot works fine!

## End(Not run)
```

umxPlotDoC

*Plot a Direction of Causation Model.***Description**

Summarize a fitted model returned by [umxDoC\(\)](#). Can control digits, report comparison model fits, optionally show the R_g (genetic and environmental correlations), and show confidence intervals. *note*: std is not implemented as yet. See documentation for other umx models here: [umxSummary\(\)](#).

Usage

```
umxPlotDoC(
  x = NA,
  means = FALSE,
  std = FALSE,
  digits = 2,
  showFixed = TRUE,
  file = "name",
  format = c("current", "graphviz", "DiagrammeR"),
  SEstyle = FALSE,
  strip_zero = FALSE,
  ...
)
```

Arguments

<code>x</code>	a <code>umxDoC()</code> model to display graphically
<code>means</code>	Whether to show means paths (defaults to FALSE)
<code>std</code>	Whether to standardize the model (defaults to TRUE)
<code>digits</code>	How many decimals to include in path loadings (defaults to 2)
<code>showFixed</code>	Whether to graph paths that are fixed but != 0 (default = TRUE)
<code>file</code>	The name of the dot file to write: NA = none; "name" = use the name of the model
<code>format</code>	= c("current", "graphviz", "DiagrammeR")
<code>SEstyle</code>	report "b (se)" instead of "b [lower, upper]" when CIs are found (Default FALSE)
<code>strip_zero</code>	Whether to strip the leading "0" and decimal point from parameter estimates (default = TRUE)
<code>...</code>	Other parameters to control model summary.

Value

- Optionally return the dot code

References

- <https://tbates.github.io>

See Also

- `umxDoC()`, `umxSummary.MxModelDoC()`, `umxModify()`

Other Plotting functions: `ggAddR()`, `plot.MxLISRELModel()`, `plot.MxModel()`, `plot.MxModelTwinMaker()`, `umx`, `umxPlot()`, `umxPlotACE()`, `umxPlotACEcov()`, `umxPlotACEv()`, `umxPlotCP()`, `umxPlotFun()`, `umxPlotGxE()`, `umxPlotGxEbiv()`, `umxPlotIP()`, `umxPlotSexLim()`, `umxPlotSimplex()`

Examples

```

## Not run:
# =====
# = 1. Load Data =
# =====
data(docData)
mzData = subset(docData, zygosity %in% c("MZFF", "MZMM"))
dzData = subset(docData, zygosity %in% c("DZFF", "DZMM"))

# =====
# = 2. Define manifests for var 1 and 2 =
# =====
var1 = paste0("varA", 1:3)
var2 = paste0("varB", 1:3)

# =====
# = 2. Make the non-causal (Cholesky) and causal models =
# =====
Chol= umxDoC(var1= var1, var2= var2, mzData= mzData, dzData= dzData, causal= FALSE)
DoC = umxDoC(var1= var1, var2= var2, mzData= mzData, dzData= dzData, causal= TRUE)

# =====
# = Make the directional models by modifying DoC =
# =====
a2b = umxModify(DoC, "a2b", free = TRUE, name = "A2B")
plot(a2b)

## End(Not run)

```

umxPlotFun

Easily plot functions in R

Description

A wrapper for [ggplot2::stat_function\(\)](#)

Usage

```

umxPlotFun(
  fun = c(dnorm, "sin(x) + sqrt(1/x)"),
  min = -1,
  max = 5,
  xlab = NULL,
  ylab = NULL,
  title = NULL,
  logY = c("no", "log", "log10"),
  p = NULL
)

```

Arguments

fun	Function to plot. Also takes strings like "sin(x) + sqrt(1/x)".
min	x-range min.
max	x-range max.
xlab	= Optional x axis label.
ylab	= Optional y axis label.
title	Optional title for the plot.
logY	Set to, e.g. "log" to set COORDINATE of y to log.
p	Optional plot onto which to draw the function.

Details

Easily plot a function - like sin, using ggplot.

Value

- A ggplot graph

See Also

- [ggplot2::stat_function\(\)](#)

Other Plotting functions: [ggAddR\(\)](#), [plot.MxLISRELModel\(\)](#), [plot.MxModel\(\)](#), [plot.MxModelTwinMaker\(\)](#), [umx](#), [umxPlot\(\)](#), [umxPlotACE\(\)](#), [umxPlotACEcov\(\)](#), [umxPlotACEv\(\)](#), [umxPlotCP\(\)](#), [umxPlotDoC\(\)](#), [umxPlotGxE\(\)](#), [umxPlotGxEbiv\(\)](#), [umxPlotIP\(\)](#), [umxPlotSexLim\(\)](#), [umxPlotSimplex\(\)](#)

Examples

```
## Not run:
# Uses fonts not available on CRAN
umxPlotFun(sin, max= 2*pi)
umxPlotFun("sqrt(1/x)", max= 2*pi)
umxPlotFun(sin, max= 2*pi, ylab="Output of sin", title="My Big Graph")
p = umxPlotFun(function(x){x^2}, max= 100, title="Supply and demand")
umxPlotFun(function(x){100^2-x^2}, p = p)

# Controlling other plot features
umxPlotFun(c("sin(x)", "x^3")) + ylim(c(-1,5))

## End(Not run)
```

umxPlotGxE	<i>Plot the results of a GxE univariate test for moderation of ACE components.</i>
------------	--

Description

Plot GxE results (univariate environmental moderation of ACE components). Options include plotting the raw and standardized graphs separately, or in a combined panel. You can also set the label for the x axis (xlab), and choose the location of the legend.

Usage

```
umxPlotGxE(
  x,
  xlab = NA,
  location = "topleft",
  separateGraphs = FALSE,
  acergeb = c("red", "green", "blue", "black"),
  gg = TRUE,
  moderatorValues = NULL,
  ...
)
```

Arguments

x	A fitted <code>umxGxE()</code> model to plot
xlab	String to use for the x label (default = NA, which will use the variable name)
location	Where to plot the legend (default = "topleft") see <code>?legend</code> for alternatives like <code>bottomright</code>
separateGraphs	(default = FALSE)
acergeb	Colors to use for plot <code>c(a = "red", c = "green", e = "blue", tot = "black")</code>
gg	Use <code>ggplot2</code> (default = TRUE)
moderatorValues	If you want to pass in your own list of moderator values instead of the real ones in the data (Default = NULL)
...	Optional additional parameters

Details

note: If `gg=TRUE`, the plots are drawn in `ggplot`, and also returned as a `list(raw, std)` so you can edit them.

Value

None

References

- <https://tbates.github.io>

See Also

- [plot\(\)](#), [umxSummary\(\)](#) work for IP, CP, GxE, SAT, and ACE models.
- [umxGxE\(\)](#)

Other Plotting functions: [ggAddR\(\)](#), [plot.MxLISRELModel\(\)](#), [plot.MxModel\(\)](#), [plot.MxModelTwinMaker\(\)](#), [umx](#), [umxPlot\(\)](#), [umxPlotACE\(\)](#), [umxPlotACEcov\(\)](#), [umxPlotACEv\(\)](#), [umxPlotCP\(\)](#), [umxPlotDoC\(\)](#), [umxPlotFun\(\)](#), [umxPlotGxEbiv\(\)](#), [umxPlotIP\(\)](#), [umxPlotSexLim\(\)](#), [umxPlotSimplex\(\)](#)

Examples

```
## Not run:
require(umx)
data(twinData)
twinData$age1 = twinData$age2 = twinData$age
mzData = subset(twinData, zygoty == "MZFF")
dzData = subset(twinData, zygoty == "DZFF")
m1= umxGxE(selDVs= "bmi", selDefs= "age", dzData= dzData, mzData= mzData, sep="", tryHard="yes")
plot(m1)
# Directly call umxPlotGxE
umxPlotGxE(m1, xlab = "Age", separateGraphs = TRUE, gg = FALSE)
umxPlotGxE(m1, moderatorValues=18:67)

## End(Not run)
```

umxPlotGxEbiv

Plot the results of a GxE univariate test for moderation of ACE components.

Description

Plot GxE results (univariate environmental moderation of ACE components). Options include plotting the raw and standardized graphs separately, or in a combined panel. You can also set the label for the x axis (xlab), and choose the location of the legend.

Usage

```
umxPlotGxEbiv(x, xlab = NA, location = "topleft", separateGraphs = FALSE, ...)
```

Arguments

x	A fitted <code>umxGxEbiv()</code> model to plot
xlab	String to use for the x label (default = NA, which will use the variable name)
location	Where to plot the legend (default = "topleft") see <code>?legend</code> for alternatives like bottomright
separateGraphs	(default = FALSE)
...	Optional additional parameters

Value

None

References

- <https://tbates.github.io>

See Also

- `plot()`, `umxSummary()` work for IP, CP, GxE, SAT, and ACE models.
- `umxGxEbiv()`

Other Plotting functions: `ggAddR()`, `plot.MxLISRELModel()`, `plot.MxModel()`, `plot.MxModelTwinMaker()`, `umx`, `umxPlot()`, `umxPlotACE()`, `umxPlotACEcov()`, `umxPlotACEv()`, `umxPlotCP()`, `umxPlotDoC()`, `umxPlotFun()`, `umxPlotGxE()`, `umxPlotIP()`, `umxPlotSexLim()`, `umxPlotSimplex()`

Examples

```
require(umx)
data(twinData)
## Not run:
selDVs = "wt"; selDefs = "ht"
df = umx_scale_wide_twin_data(twinData, varsToScale = c("ht", "wt"), suffix = "")
mzData = subset(df, zygosity %in% c("MZFF", "MZMM"))
dzData = subset(df, zygosity %in% c("DZFF", "DZMM", "DZOS"))

m1 = umxGxEbiv(selDVs = selDVs, selDefs = selDefs,
dzData = dzData, mzData = mzData, sep = "", dropMissingDef = TRUE)
# Plot Moderation
plot(m1)
umxPlotGxEbiv(m1, xlab = "wt", separateGraphs = TRUE, location = "topleft")

## End(Not run)
```

umxPlotIP

*Draw a graphical figure for a Independent Pathway model***Description**

Options include digits (rounding), showing means or not, standardization, and which output format is desired.

Usage

```
umxPlotIP(
  x = NA,
  file = "name",
  digits = 2,
  means = FALSE,
  std = TRUE,
  showFixed = TRUE,
  format = c("current", "graphviz", "DiagrammeR"),
  SEstyle = FALSE,
  strip_zero = TRUE,
  ...
)
```

Arguments

x	The <code>umxIP()</code> model to plot
file	The name of the dot file to write: NA = none; "name" = use the name of the model
digits	How many decimals to include in path loadings (defaults to 2)
means	Whether to show means paths (defaults to FALSE)
std	Whether to standardize the model (defaults to TRUE)
showFixed	Whether to graph paths that are fixed but != 0 (default = TRUE)
format	= c("current", "graphviz", "DiagrammeR")
SEstyle	Report "b (se)" instead of "b [lower, upper]" (Default)
strip_zero	Whether to strip the leading "0" and decimal point from parameter estimates (default = TRUE)
...	Optional additional parameters

Value

- optionally return the dot code

References

- <https://tbates.github.io>

See Also

- `plot()`, `umxSummary()` work for IP, CP, GxE, SAT, and ACE models.
- `umxIP()`

Other Plotting functions: `ggAddR()`, `plot.MxLISRELModel()`, `plot.MxModel()`, `plot.MxModelTwinMaker()`, `umx`, `umxPlot()`, `umxPlotACE()`, `umxPlotACEcov()`, `umxPlotACEv()`, `umxPlotCP()`, `umxPlotDoC()`, `umxPlotFun()`, `umxPlotGxE()`, `umxPlotGxEbiv()`, `umxPlotSexLim()`, `umxPlotSimplex()`

Examples

```
## Not run:
require(umx)
data(GFF)
mzData = subset(GFF, zyg_2grp == "MZ")
dzData = subset(GFF, zyg_2grp == "DZ")
selDVs = c("gff", "fc", "qol", "hap", "sat", "AD") # These will be expanded into "gff_T1" "gff_T2" etc.
m1 = umxIP(selDVs = selDVs, sep = "_T", dzData = dzData, mzData = mzData)
plot(model)
umxPlotIP(model, file = NA)

## End(Not run)
```

umxPlotSexLim

Draw and display a graphical figure of a Sex limitation model

Description

Will plot a graphical figure for a sex limitation model. Options include digits (rounding), showing means or not, and which output format is desired.

Usage

```
umxPlotSexLim(
  x = NA,
  file = "name",
  digits = 2,
  means = FALSE,
  std = TRUE,
  format = c("current", "graphviz", "Diagrammer"),
  SEstyle = FALSE,
  strip_zero = TRUE,
  ...
)
```

Arguments

x	<code>OpenMx::mxModel()</code> to display graphically
file	The name of the dot file to write: NA = none; "name" = use the name of the model
digits	How many decimals to include in path loadings (defaults to 2)
means	Whether to show means paths (defaults to FALSE)
std	Whether to standardize the model (defaults to TRUE)
format	= c("current", "graphviz", "DiagrammeR")
SStyle	report "b (se)" instead of "b [lower, upper]" (Default)
strip_zero	Whether to strip the leading "0" and decimal point from parameter estimates (default = TRUE)
...	Optional additional parameters

Value

- Optionally return the dot code

References

- <https://tbates.github.io>

See Also

- `umxSexLim()`, `umxSummarySexLim()`

Other Plotting functions: `ggAddR()`, `plot.MxLISRELModel()`, `plot.MxModel()`, `plot.MxModelTwinMaker()`, `umx`, `umxPlot()`, `umxPlotACE()`, `umxPlotACEcov()`, `umxPlotACEv()`, `umxPlotCP()`, `umxPlotDoC()`, `umxPlotFun()`, `umxPlotGxE()`, `umxPlotGxEbiv()`, `umxPlotIP()`, `umxPlotSimplex()`

Examples

```
## Not run:
require(umx)
umx_set_optimizer("SLSQP")
data("us_skinfold_data")
# Rescale vars
us_skinfold_data[, c('bic_T1', 'bic_T2')] = us_skinfold_data[, c('bic_T1', 'bic_T2')]/3.4
us_skinfold_data[, c('tri_T1', 'tri_T2')] = us_skinfold_data[, c('tri_T1', 'tri_T2')]/3
us_skinfold_data[, c('caf_T1', 'caf_T2')] = us_skinfold_data[, c('caf_T1', 'caf_T2')]/3
us_skinfold_data[, c('ssc_T1', 'ssc_T2')] = us_skinfold_data[, c('ssc_T1', 'ssc_T2')]/5
us_skinfold_data[, c('sil_T1', 'sil_T2')] = us_skinfold_data[, c('sil_T1', 'sil_T2')]/5

# Data for each of the 5 twin-type groups
mzmData = subset(us_skinfold_data, zyg == 1)
mzfData = subset(us_skinfold_data, zyg == 2)
dzmData = subset(us_skinfold_data, zyg == 3)
dzfData = subset(us_skinfold_data, zyg == 4)
dzoData = subset(us_skinfold_data, zyg == 5)
```

```

# =====
# = Run univariate example =
# =====
m1 = umxSexLim(selDVs = "bic", sep = "_T", A_or_C = "A", autoRun= FALSE,
mzmData = mzmData, dzmData = dzmData,
mzfData = mzfData, dzfData = dzfData,
dzoData = dzoData
)
m1 = mxTryHard(m1)
umxPlotSexLim(m1)
plot(m1) # no need to remember a special name: plot works fine!

## End(Not run)

```

umxPlotSimplex

Draw and display a graphical figure of a simplex model

Description

Options include digits (rounding), showing means or not, and which output format is desired.

Usage

```

umxPlotSimplex(
  x = NA,
  file = "name",
  digits = 2,
  means = FALSE,
  std = TRUE,
  format = c("current", "graphviz", "DiagrammeR"),
  strip_zero = TRUE,
  ...
)

```

Arguments

x	The <code>umxSimplex()</code> model to display graphically
file	The name of the dot file to write: NA = none; "name" = use the name of the model
digits	How many decimals to include in path loadings (defaults to 2)
means	Whether to show means paths (defaults to FALSE)
std	Whether to standardize the model (defaults to TRUE)
format	= c("current", "graphviz", "DiagrammeR")
strip_zero	Whether to strip the leading "0" and decimal point from parameter estimates (default = TRUE)
...	Optional additional parameters

Value

- Optionally return the dot code

See Also

- [plot\(\)](#), [umxSummary\(\)](#) work for IP, CP, GxE, SAT, simplex, ACEv, or ACE model.
- [umxSimplex\(\)](#)

Other Plotting functions: [ggAddR\(\)](#), [plot.MxLISRELModel\(\)](#), [plot.MxModel\(\)](#), [plot.MxModelTwinMaker\(\)](#), [umx](#), [umxPlot\(\)](#), [umxPlotACE\(\)](#), [umxPlotACEcov\(\)](#), [umxPlotACEv\(\)](#), [umxPlotCP\(\)](#), [umxPlotDoC\(\)](#), [umxPlotFun\(\)](#), [umxPlotGxE\(\)](#), [umxPlotGxEbiv\(\)](#), [umxPlotIP\(\)](#), [umxPlotSexLim\(\)](#)

Examples

```
## Not run:
data(iqdat)
mzData = subset(iqdat, zygosity == "MZ")
dzData = subset(iqdat, zygosity == "DZ")
selDVs = c("IQ_age1", "IQ_age2", "IQ_age3", "IQ_age4")
m1 = umxSimplex(selDVs = selDVs, sep = "_T", dzData = dzData, mzData = mzData)
# plot(m1)

## End(Not run)
```

umxPower

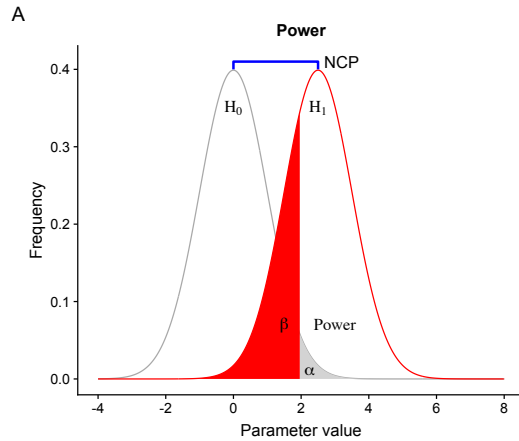
Test power to detect specified path values in a model.

Description

umxPower takes an input model (the model of the true data), and tests power (or determines n) to detect dropping (or changing the value) a path in this true model.

A typical target for power is 80%. Much as the accepted critical p-value is .05, this has emerged as a trade off, in this case of resources required for more powerful studies against the cost of missing a true effect. People interested in truth discourage running studies with low power: A study with 20 percent power will fail to detect real effects 80% of the time. But even with zero power, the Type-I error rate remains a nominal 5% (and with any researcher degrees of freedom, perhaps much more than that). Low powered research, then, fails to detect true effects, and generates support for random false theories about as often. This sounds silly, but empirical rates are often as low as 20% (Button, et al., 2013).

Illustration of α , β , and power $(1-\beta)$:



Usage

```
umxPower(
  trueModel,
  update = NULL,
  n = NULL,
  power = NULL,
  sig.level = 0.05,
  value = 0,
  method = c("ncp", "empirical"),
  explore = FALSE,
  digits = 2,
  plot = TRUE,
  silent = TRUE
)
```

Arguments

<code>trueModel</code>	The model with the parameters at values you expect in the population.
<code>update</code>	The parameter(s) to drop
<code>n</code>	How many subjects? (Default = NULL)
<code>power</code>	Default = NULL (conventional level = .8)
<code>sig.level</code>	Default = .05
<code>value</code>	Value of dropped parameter (default = 0)
<code>method</code>	"ncp" (default) or "empirical"
<code>explore</code>	Whether to tabulate the range of n or effect size (if n specified). Default = FALSE.
<code>digits</code>	Rounding precision for reporting result.
<code>plot</code>	whether to plot the power.
<code>silent</code>	Suppress model runs printouts to console (TRUE)

Value

power table

References

- Miles, J. (2003). A framework for power analysis using a structural equation modelling procedure. *BMC Medical Research Methodology*, **3**, 27. doi:10.1186/14712288327
- [Superpower package](#)

See Also

- [power.ACE.test\(\)](#), [umxRAM\(\)](#)

Other Teaching and Testing functions: [tmx_show.MxModel\(\)](#), [umxDiagnose\(\)](#)

Examples

```
## Not run:
# =====
# = Power to detect correlation of .3 in 200 people =
# =====

# 1 Make some data
tmp = umx_make_raw_from_cov(qm(1, .3| .3, 1), n=2000, varNames= c("X", "Y"), empirical= TRUE)

# 2. Make model of true XY correlation of .3
m1 = umxRAM("corXY", data = tmp,
  umxPath("X", with = "Y"),
  umxPath(var = c("X", "Y"))
)

# 3. Test power to detect .3 versus 0, with n= 90 subjects
umxPower(m1, "X_with_Y", n= 90)

# #####
# # Estimating power #
# #####
#
#   method = ncp
#         n = 90
#   power = 0.83
# sig.level = 0.05
# statistic = LRT

# =====
# = Tabulate Power across a range of values of n =
# =====
umxPower(m1, "X_with_Y", explore = TRUE)

# =====
# = Examples with method = empirical =
# =====
```

```

# Power to detect r = .3 given n=90
umxPower(m1, "X_with_Y", n = 90, method = "empirical")
# power is .823
# Test using cor.test doing the same thing.
pwr::pwr.r.test(r = .3, n = 90)
#           n = 90
#           r = 0.3
#   sig.level = 0.05
#     power = 0.827
# alternative = two.sided

# Power search for detectable effect size, given n = 90
umxPower(m1, "X_with_Y", explore = TRUE)
umxPower(m1, "X_with_Y", n = 90, explore = TRUE)
umxPower(m1, "X_with_Y", n = 90, method = "empirical", explore = TRUE)

data(twinData) # ?twinData from Australian twins.
twinData[, c("ht1", "ht2")] = twinData[, c("ht1", "ht2")] * 10
mzData = twinData[twinData$zygosity %in% "MZFF", ]
dzData = twinData[twinData$zygosity %in% "DZFF", ]
m1 = umxACE(selDVs = "ht", selCovs = "age", sep = "", dzData = dzData, mzData = mzData)

# drop more than 1 path
umxPower(m1, update = c("c_r1c1", "age_b_Var1"), method = 'ncp', n=90, explore = TRUE)

# Specify only 1 parameter (not 'age_b_Var1' and 'c_r1c1' ) to search a parameter:power relationship
# note: Can't use method = "ncp" with search)
umxPower(m1, update = c("c_r1c1", "age_b_Var1"), method = 'empirical', n=90, explore = TRUE)
umxPower(m1, update = c("c_r1c1"), method = 'empirical', n=90, explore = TRUE)

## End(Not run)

```

umxRAM

Build and run path-based SEM models

Description

umxRAM expedites creation of structural equation models, still without doing invisible things to the model. It supports `umxPath()`. To support cross-language sharing and science learning, umxRAM also supports lavaan model strings.

Here's a path example that models miles per gallon (mpg) as a function of weight (wt) and engine displacement (disp) using the widely used mtcars data set.

```

m1 = umxRAM("tim", data = mtcars,
umxPath(c("wt", "disp"), to = "mpg"),
umxPath("wt", with = "disp"),

```

```
umxPath(v.m. = c("wt", "disp", "mpg"))
)
```

As you can see, most of the work is done by `umxPath()`. `umxRAM` wraps these paths up, takes the `data = input`, and then internally sets up all the labels and start values for the model, runs it, and calls `umxSummary()`, and `plot.MxModel()`.

Try it, or one of the several models in the examples at the bottom of this page.

A common error is to include data in the main list, a bit like saying `lm(y ~ x + df)` instead of `lm(y ~ x, data = df)`.

nb: Because it uses the presence of a variable in the data to detect if a variable is latent or not, `umxRAM` needs data at build time.

String Syntax

Here is an example using lavaan syntax (for more, see `umxLav2RAM()`)

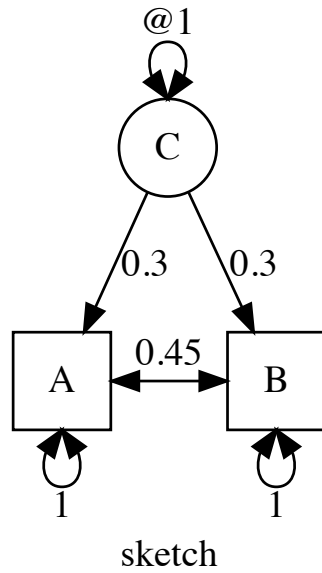
```
m1 = umxRAM("mpg ~ wt + disp", data = mtcars)
```

Sketch mode

If you are at the "sketching" stage of theory consideration, `umxRAM` supports setting data to a simple vector of manifest names. As usual in `umxRAM`, any variables you refer to that are not in data are treated as latents.

```
m1 = umxRAM("sketch", data = c("A", "B"),
umxPath("C", to = c("A", "B"), values=.3),
umxPath("A", with = "B", values=.45),
umxPath(v.m. = c("A", "B")),
umxPath(v1m0 = "C")
)
plot(m1, means = FALSE)
```

Will create this figure:



Usage

```
umxRAM(
  model = NA,
  ...,
  data = NULL,
  name = NA,
  group = NULL,
  group.equal = NULL,
  suffix = "",
  comparison = TRUE,
  type = c("Auto", "FIML", "cov", "cor", "WLS", "DWLS", "ULS"),
  weight = NULL,
  allContinuousMethod = c("cumulants", "marginals"),
  autoRun = getOption("umx_auto_run"),
  tryHard = c("no", "yes", "ordinal", "search"),
  std = FALSE,
  refModels = NULL,
  remove_unused_manifests = TRUE,
  independent = NA,
  setValues = TRUE,
  optimizer = NULL,
```

```

    verbose = FALSE,
    std.lv = FALSE,
    lavaanMode = c("sem", "lavaan"),
    printTab = FALSE
  )

```

Arguments

model	A model to update (or set to string to use as name for new model)
...	umxPaths, mxThreshold objects, etc.
data	data for the model. Can be an <code>OpenMx::mxData()</code> or a data.frame
name	A friendly name for the model
group	(optional) Column name to use for a multi-group model (default = NULL)
group.equal	In multi-group models, what to equate across groups (default = NULL: all free)
suffix	String to append to each label (useful if model will be used in a multi-group model)
comparison	Compare the new model to the old (if updating an existing model: default = TRUE)
type	One of "Auto", "FIML", "cov", "cor", "WLS", "DWLS", "ULS"
weight	Passes weight values to mxData
allContinuousMethod	"cumulants" or "marginals". Used in all-continuous WLS data to determine if a means model needed.
autoRun	Whether to run the model (default), or just to create it and return without running.
tryHard	Default ('no') uses normal mxRun. "yes" uses mxTryHard. Other options: "ordinal", "search"
std	Whether to show standardized estimates, raw (NULL print fit only)
refModels	pass in reference models if available. Use FALSE to suppress computing these if not provided.
remove_unused_manifests	Whether to remove variables in the data to which no path makes reference (defaults to TRUE)
independent	Whether the model is independent (default = NA)
setValues	Whether to generate likely good start values (Defaults to TRUE)
optimizer	optionally set the optimizer (default NULL does nothing)
verbose	Whether to tell the user what latents and manifests were created etc. (Default = FALSE)
std.lv	Whether to auto standardize latent variables when using string syntax (default = FALSE)
lavaanMode	Defaults when building out string syntax default = "sem" (alternative is "lavaan", with very few defaults)
printTab	(for string input, whether to output a table of paths (FALSE))

Details

Comparison for OpenMx users

umxRAM differs from `OpenMx::mxModel()` in the following ways:

1. You don't need to set `type = "RAM"`.
2. You don't need to list manifestVars (they are detected from path usage).
3. You don't need to list latentVars (detected as anything in paths but not in `mxData`).
4. You don't need to create `mxData` when you already have a `data.frame`.
5. You add data with `data =` (as elsewhere in R, e.g. `lm()`).
6. You don't need to add labels: paths are automatically labelled "a_to_b" etc.
7. You don't need to set start values, they will be done for you.
8. You don't need to `mxRun` the model: it will run automatically, and print a summary.
9. You don't need to run `summary`: with `autoRun=TRUE`, it will print a summary.
10. You get a plot of the model with estimates on the paths, including multiple groups.
11. Less typing: `umxPath()` offers powerful verbs to describe paths.
12. Supports a subset of lavaan string input.

Start values. Currently, manifest variable means are set to the observed means, residual variances are set to 80% of the observed variance of each variable, and single-headed paths are set to a positive starting value (currently .9). *note:* The start-value strategy is subject to improvement, and will be documented in the help for `umxRAM()`.

Comparison with other software

Some SEM software does a lot of behind-the-scenes defaulting and path addition. If you want this, I'd say use umxRAM with lavaan string input.

Value

- `OpenMx::mxModel()`

References

- <https://tbates.github.io>, <https://github.com/tbates/umx>

See Also

`umxPath()`, `umxSummary()`, `plot()`, `parameters()`, `umxSuperModel()`, `umxLav2RAM()`

Other Core Model Building Functions: `umx`, `umxMatrix()`, `umxModify()`, `umxPath()`, `umxSuperModel()`

Examples

```
## Not run:

# =====
# = 1. Here's a simple example with raw data =
# =====
```

```

mtcars$litres = mtcars$disp/61.02
m1 = umxRAM("tim", data = mtcars,
  umxPath(c("wt", "litres"), to = "mpg"),
  umxPath("wt", with = "litres"),
  umxPath(v.m. = c("wt", "litres", "mpg"))
)

# 2. Use parameters to see the parameter estimates and labels
parameters(m1)

# And umxSummary to get standardized parameters, CIs etc from the run model.
umxSummary(m1, std=TRUE)
# |name          | Std.Estimate| Std.SE|CI          |
# |:-----|:-----:|-----:|:-----|
# |wt_to_mpg     |      -0.54|  0.17|-0.54 [-0.89, -0.2] |
# |disp_to_mpg   |      -0.36|  0.18|-0.36 [-0.71, -0.02] |
# |mpg_with_mpg  |       0.22|  0.07|0.22 [0.08, 0.35] |
# |wt_with_wt    |       1.00|  0.00|1 [1, 1] |
# |b1            |       0.89|  0.04|0.89 [0.81, 0.96] |
# |disp_with_disp|       1.00|  0.00|1 [1, 1] |

# 3. Of course you can plot the model
plot(m1)
plot(m1, std=TRUE, means=FALSE)
plot(m1, std = TRUE, means=FALSE, strip= TRUE, resid = "line")

# =====
# = lavaan string example (more at ?umxLav2RAM) =
# =====
m1 = umxRAM(data = mtcars, "#modelName
  mpg ~ wt + disp")

# =====
# = A multi-group model =
# =====

mtcars$litres = mtcars$disp/61.02
m1 = umxRAM("tim", data = mtcars, group = "am",
  umxPath(c("wt", "litres"), to = "mpg"),
  umxPath("wt", with = "litres"),
  umxPath(v.m. = c("wt", "litres", "mpg"))
)
# In this model, all parameters are free across the two groups.

# =====
# = A cov model, with steps laid out =
# =====

# *note*: The variance of displacement is in cubic inches and is very large.
# to help the optimizer, one might, say, multiply disp *.016 to work in litres
tmp = mtcars; tmp$disp= tmp$disp *.016

```



```

# We can just give the raw data and ask for it to be made into type cov:
m1 = umxRAM("tim", data = tmp, type="cov",
  umxPath(c("wt", "disp"), to = "mpg"),
  umxPath("wt", with = "disp"),
  umxPath(var = c("mpg", "wt", "disp"))
)

# (see ?umxPath for more nifty options making paths...)

# =====
# = umxRAM can also accept mxData as data =
# =====
# For convenience, list up the manifests you will be using

selVars = c("mpg", "wt", "disp")
tmp = mtcars; tmp$disp= tmp$disp *.016
myCov = mxData(cov(tmp[, selVars]), type = "cov", numObs = nrow(mtcars) )

m1 = umxRAM("tim", data = myCov,
  umxPath(c("wt", "disp"), to = "mpg"),
  umxPath("wt", with = "disp"),
  umxPath(var = selVars)
)

# =====
# = umxRAM supports WLS =
# =====

# 1. Run an all-continuous WLS model
mw = umxRAM("raw", data = mtcars[, c("mpg", "wt", "disp")],
  type = "WLS", allContinuousMethod = "cumulants",
  umxPath(var = c("wt", "disp", "mpg")),
  umxPath(c("wt", "disp"), to = "mpg"),
  umxPath("wt", with = "disp"),
  umxPath(var = c("wt", "disp", "mpg"))
)
# 2. Switch to marginals to support means
mw = umxRAM("raw", data = mtcars[, c("mpg", "wt", "disp")],
  type = "WLS", allContinuousMethod= "marginals",
  umxPath(var = c("wt", "disp", "mpg")),
  umxPath(c("wt", "disp"), to = "mpg"),
  umxPath("wt", with = "disp"),
  umxPath(var = c("wt", "disp", "mpg"))
)

# =====
# = Using umxRAM in Sketch mode =
# =====
# No data needed: just list variable names!
# Resulting model will be plotted automatically
m1 = umxRAM("what does unique pairs do, I wonder", data = c("A", "B", "C"),

```

```

    umxPath(unique.pairs = c("A", "B", "C"))
  )

m1 = umxRAM("ring around the rosey", data = c("B", "C"),
  umxPath(fromEach = c("A", "B", "C"))
)

m1 = umxRAM("fromEach with to", data = c("B", "C"),
  umxPath(fromEach = c("B", "C"), to= "D")
)

m1 = umxRAM("CFA_sketch", data = paste0("x", 1:4),
  umxPath("g", to = paste0("x", 1:4)),
  umxPath(var = paste0("x", 1:4)),
  umxPath(v1m0 = "g")
)

# =====
# = This is an example of using your own labels: =
#   umxRAM will not over-ride them                =
# =====
m1 = umxRAM("tim", data = mtcars, type="cov",
  umxPath(c("wt", "disp"), to = "mpg"),
  umxPath(cov = c("wt", "disp"), labels = "b1"),
  umxPath(var = c("wt", "disp", "mpg"))
)
omxCheckEquals(m1$$labels["disp", "wt"], "b1") # label preserved
m1$$labels
#      mpg          wt          disp
# mpg  "mpg_with_mpg"  "mpg_with_wt"  "disp_with_mpg"
# wt   "mpg_with_wt"   "wt_with_wt"   "b1"
# disp "disp_with_mpg" "b1"         "disp_with_disp"
parameters(m1)

# =====
# = Weights =
# =====
# !!! Not tested !!!
mtcars$litres = mtcars$disp/61.02
m1 = umxRAM("tim", data = mtcars, weight= "cyl",
  umxPath(c("wt", "litres"), to = "mpg"),
  umxPath("wt", with = "litres"),
  umxPath(v.m. = c("wt", "litres", "mpg"))
)

## End(Not run)

```

Description

Takes an OpenMx RAM model and creates the corresponding lavaan syntax string.

This function is at the alpha quality stage, and ****should be expected to have bugs****. Also likely to change functionality and even parameters as new features are supported (e.g. groups) and lavaan-style strings exported. Several features are not yet supported. Let me know if you would like them.

Usage

```
umxRAM2Lav(model)
```

Arguments

model an OpenMx RAM model

Value

A lavaan syntax string, e.g. "A~~B"

See Also

- [umxLav2RAM()], [umxRAM()]

Other Miscellaneous Utility Functions: [install.OpenMx\(\)](#), [libs\(\)](#), [qm\(\)](#), [umx](#), [umxLav2RAM\(\)](#), [umxModelNames\(\)](#), [umxVersion\(\)](#), [umx_array_shift\(\)](#), [umx_find_object\(\)](#), [umx_lower.tri\(\)](#), [umx_msg\(\)](#), [umx_open_CRAN_page\(\)](#), [umx_pad\(\)](#), [umx_print\(\)](#)

Examples

```
## Not run:
umxRAM2Lav(umxLav2RAM("x ~ y", autoRun = FALSE, printTab = FALSE, lavaanMode = "lavaan"))

## End(Not run)
```

umxReduce

Reduce models, and report the results.

Description

Given a umx model (currently umxACE and umxGxE are supported - ask for more!) umxReduce will conduct a formalised reduction process. It will also report Akaike weights are also reported showing relative support across models.

Specialized functions are called for different type of input:

1. **GxE model reduction** For [umxGxE\(\)](#) models [umxReduceGxE\(\)](#) is called.
2. **ACE model reduction** For [umxACE\(\)](#) models, [umxReduceACE\(\)](#) is called.

umxReduce reports the results in a table. Set the format of the table with [umx_set_table_format\(\)](#), or set report= "html" to open a table for pasting into a word processor.

umxReduce can be extended to new cases as demand emerges.

Usage

```
umxReduce(
  model,
  report = c("markdown", "inline", "html"),
  intervals = TRUE,
  testD = TRUE,
  baseFileName = "tmp",
  tryHard = "yes",
  silent = FALSE,
  ...
)
```

Arguments

model	The <code>OpenMx::mxModel()</code> which will be reduced.
report	How to report the results. "html" = open in browser
intervals	Recompute CIs (if any included) on the best model (default = TRUE)
testD	Whether to test ADE and DE models (TRUE)
baseFileName	(optional) custom filename for html output (defaults to "tmp")
tryHard	Default = "yes"
silent	Default = FALSE
...	Other parameters to control model summary

References

- Wagenmakers, E.J., & Farrell, S. (2004). AIC model selection using Akaike weights. *Psychonomic Bulletin and Review*, **11**, 192-196. doi:10.3758/BF03206482

See Also

[umxReduceGxE\(\)](#), [umxReduceACE\(\)](#)

Other Model Summary and Comparison: [umx](#), [umxCompare\(\)](#), [umxEquate\(\)](#), [umxMI\(\)](#), [umxSetParameters\(\)](#), [umxSummary\(\)](#)

Other Twin Modeling Functions: [power.ACE.test\(\)](#), [umx](#), [umxACE\(\)](#), [umxACEcov\(\)](#), [umxACEv\(\)](#), [umxCP\(\)](#), [umxDiffMZ\(\)](#), [umxDiscTwin\(\)](#), [umxDoC\(\)](#), [umxDoCp\(\)](#), [umxGxE\(\)](#), [umxGxE_window\(\)](#), [umxGxEbiv\(\)](#), [umxIP\(\)](#), [umxMRDoC\(\)](#), [umxReduceACE\(\)](#), [umxReduceGxE\(\)](#), [umxRotate.MxModelCP\(\)](#), [umxSexLim\(\)](#), [umxSimplex\(\)](#), [umxSummarizeTwinData\(\)](#), [umxSummaryACE\(\)](#), [umxSummaryACEv\(\)](#), [umxSummaryDoC\(\)](#), [umxSummaryGxEbiv\(\)](#), [umxSummarySexLim\(\)](#), [umxSummarySimplex\(\)](#), [umxTwinMaker\(\)](#)

umxReduceACE	<i>Reduce an ACE model.</i>
--------------	-----------------------------

Description

This function can perform model reduction on `umxACE()` models, testing dropping A and C, as well as an ADE or ACE model, displaying the results in a table, and returning the best model.

Usage

```
umxReduceACE(
  model,
  report = c("markdown", "inline", "html", "report"),
  intervals = TRUE,
  testD = TRUE,
  baseFileName = "tmp",
  tryHard = c("yes", "no", "ordinal", "search"),
  silent = FALSE,
  digits = 2,
  ...
)
```

Arguments

<code>model</code>	an ACE or ADE <code>OpenMx::mxModel()</code> to reduce
<code>report</code>	How to report the results. "html" = open in browser
<code>intervals</code>	Recompute CIs (if any included) on the best model (default = TRUE)
<code>testD</code>	Whether to test ADE and DE models (TRUE)
<code>baseFileName</code>	(optional) custom filename for html output (defaults to "tmp")
<code>tryHard</code>	(default = "yes")
<code>silent</code>	Don't print the ACE models (default = FALSE)
<code>digits</code>	rounding in printout (default = 2)
<code>...</code>	Other parameters to control model summary

Details

It is designed for testing univariate models. You can offer up either the ACE or ADE base model. Suggestions for more sophisticated automation welcomed!

Value

Best fitting model

References

- Wagenmakers, E.J., & Farrell, S. (2004). AIC model selection using Akaike weights. *Psychonomic Bulletin and Review*, **11**, 192-196. doi:10.3758/BF03206482

See Also

[umxReduceGxE\(\)](#), [umxReduce\(\)](#)

Other Twin Modeling Functions: [power.ACE.test\(\)](#), [umx](#), [umxACE\(\)](#), [umxACEcov\(\)](#), [umxACEv\(\)](#), [umxCP\(\)](#), [umxDiffMZ\(\)](#), [umxDiscTwin\(\)](#), [umxDoC\(\)](#), [umxDoCp\(\)](#), [umxGxE\(\)](#), [umxGxE_window\(\)](#), [umxGxEbiv\(\)](#), [umxIP\(\)](#), [umxMRDoC\(\)](#), [umxReduce\(\)](#), [umxReduceGxE\(\)](#), [umxRotate.MxModelCP\(\)](#), [umxSexLim\(\)](#), [umxSimplex\(\)](#), [umxSummarizeTwinData\(\)](#), [umxSummaryACE\(\)](#), [umxSummaryACEv\(\)](#), [umxSummaryDoC\(\)](#), [umxSummaryGxEbiv\(\)](#), [umxSummarySexLim\(\)](#), [umxSummarySimplex\(\)](#), [umxTwinMaker\(\)](#)

Examples

```
## Not run:
data(twinData)
mzData = subset(twinData, zygoty == "MZFF")
dzData = subset(twinData, zygoty == "DZFF")
m1 = umxACE(selDVs = "bmi", dzData = dzData, mzData = mzData, sep = "")

# =====
# = Table of parameters + fit comparisons, ready too copy to word processor =
# =====
umxReduce(m1, silent=TRUE, digits=2, repo="h")

# =====
# = Function captures the preferred model =
# =====
m2 = umxReduce(m1)
umxSummary(m2)

# works for ADE input also
m1 = umxACE(selDVs = "bmi", dzData = dzData, mzData = mzData, sep = "", dzCr = .25)

## End(Not run)
```

umxReduceGxE

Reduce a GxE model.

Description

This function can perform model reduction for [umxGxE\(\)](#) models, testing dropping a, c & e, as well as c & c, a & a' etc.

It reports the results in a table. Set the format of the table with [umx_set_table_format\(\)](#). Or set report = "html" to open a table for pasting into a word processor.

In addition to printing a table, the function returns the preferred model.

Usage

```
umxReduceGxE(
  model,
  report = c("markdown", "inline", "html", "report"),
  intervals = TRUE,
  testD = TRUE,
  baseFileName = "tmp_gxe",
  tryHard = c("yes", "no", "ordinal", "search"),
  silent = FALSE,
  ...
)
```

Arguments

model	A <code>umxGxE()</code> to reduce.
report	How to report the results. default = "markdown". "html" = open in browser.
intervals	Recompute CIs (if any included) on the best model (default = TRUE)
testD	Whether to test ADE and DE models (TRUE)
baseFileName	(optional) custom filename for html output (default = "tmp").
tryHard	Default ('no') uses normal mxRun. "yes" uses mxTryHard. Other options: "ordinal", "search"
silent	Default (FALSE)
...	Other parameters to control model summary.

Value

best model

References

- Wagenmakers, E.J., & Farrell, S. (2004). AIC model selection using Akaike weights. *Psychonomic Bulletin and Review*, **11**, 192-196. doi:10.3758/BF03206482.

See Also

[umxReduce\(\)](#), [umxReduceACE\(\)](#)

Other Twin Modeling Functions: [power.ACE.test\(\)](#), [umx](#), [umxACE\(\)](#), [umxACEcov\(\)](#), [umxACEv\(\)](#), [umxCP\(\)](#), [umxDiffMZ\(\)](#), [umxDiscTwin\(\)](#), [umxDoC\(\)](#), [umxDoCp\(\)](#), [umxGxE\(\)](#), [umxGxE_window\(\)](#), [umxGxEbiv\(\)](#), [umxIP\(\)](#), [umxMRDoC\(\)](#), [umxReduce\(\)](#), [umxReduceACE\(\)](#), [umxRotate.MxModelCP\(\)](#), [umxSexLim\(\)](#), [umxSimplex\(\)](#), [umxSummarizeTwinData\(\)](#), [umxSummaryACE\(\)](#), [umxSummaryACEv\(\)](#), [umxSummaryDoC\(\)](#), [umxSummaryGxEbiv\(\)](#), [umxSummarySexLim\(\)](#), [umxSummarySimplex\(\)](#), [umxTwinMaker\(\)](#)

Examples

```
## Not run:
model = umxReduce(model)

## End(Not run)
```

umxRenameMatrix	<i>Rename a umxMatrix (even in a model)</i>
-----------------	---

Description

Rename a `umxMatrix()`, including updating its labels to match the new name.

Usage

```
umxRenameMatrix(x, matrixName, name)
```

Arguments

<code>x</code>	A model or matrix
<code>matrixName</code>	Name of the matrix
<code>name</code>	The new name

Value

- updated matrix or model with updated matrix in it.

See Also

Other xmu internal not for end user: `umxModel()`, `umx_APA_pval()`, `umx_fun_mean_sd()`, `umx_get_bracket_addresses()`, `umx_make()`, `umx_standardize()`, `umx_string_to_algebra()`, `xmuHasSquareBrackets()`, `xmuLabel_MATRIX_Model()`, `xmuLabel_Matrix()`, `xmuLabel_RAM_Model()`, `xmuMI()`, `xmuMakeDeviationThresholdsMatrices()`, `xmuMakeOneHeadedPathsFromPathList()`, `xmuMakeTwoHeadedPathsFromPathList()`, `xmuMaxLevels()`, `xmuMinLevels()`, `xmuPropagateLabels()`, `xmuRAM2Ordinal()`, `xmuTwinSuper_Continuous()`, `xmuTwinSuper_NoBinary()`, `xmuTwinUpgradeMeansToCovariateModel()`, `xmu_CI_merge()`, `xmu_CI_stash()`, `xmu_DF_to_mxData_TypeCov()`, `xmu_PadAndPruneForDefVars()`, `xmu_bracket_address2rclabel()`, `xmu_cell_is_on()`, `xmu_check_levels_identical()`, `xmu_check_needs_means()`, `xmu_check_variance()`, `xmu_clean_label()`, `xmu_data_missing()`, `xmu_data_swap_a_block()`, `xmu_describe_data_WLS()`, `xmu_dot_make_paths()`, `xmu_dot_make_residuals()`, `xmu_dot_maker()`, `xmu_dot_move_ranks()`, `xmu_dot_rank_str()`, `xmu_extract_column()`, `xmu_get_CI()`, `xmu_lavaan_process_group()`, `xmu_make_TwinSuperModel()`, `xmu_make_bin_cont_pair_data()`, `xmu_make_mxData()`, `xmu_match.arg()`, `xmu_name_from_lavaan_str()`, `xmu_path2twin()`, `xmu_path_regex()`, `xmu_print_algebras()`, `xmu_rclabel_2_bracket_address()`, `xmu_relevel_factors()`, `xmu_safe_run_summary()`, `xmu_set_sep_from_suffi`, `xmu_show_fit_or_comparison()`, `xmu_simplex_corner()`, `xmu_standardize_ACE()`, `xmu_standardize_ACEcov()`, `xmu_standardize_ACEv()`, `xmu_standardize_CP()`, `xmu_standardize_IP()`, `xmu_standardize_RAM()`, `xmu_standardize_SexLim()`, `xmu_standardize_Simplex()`, `xmu_start_value_list()`, `xmu_starts()`, `xmu_summary_RAM_group_parameters()`, `xmu_twin_add_WeightMatrices()`, `xmu_twin_check()`, `xmu_twin_get_var_names()`, `xmu_twin_make_def_means_mats_and_alg()`, `xmu_twin_upgrade_selDvs2SelVars()`

Examples

```
## Not run:
data(twinData) # ?twinData from Australian twins.
twinData[, c("ht1", "ht2")] = twinData[, c("ht1", "ht2")] * 10
mzData = twinData[twinData$zygosity %in% "MZFF", ]
dzData = twinData[twinData$zygosity %in% "DZFF", ]
m1 = umxACE(selDVs= "ht", sep= "", dzData= dzData, mzData= mzData, autoRun= FALSE)
tmp = umxRenameMatrix(m1$stop, matrixName = "a", name="hello")
umx_check(tmp$hello$labels == "hello_r1c1") # new is there
umx_check(is.null(tmp$a)) # old is gone

## End(Not run)
```

umxRotate

*Generic SEM factor model loading rotation function***Description**

See [umxRotate.MxModelCP\(\)](#) to rotate the factor loadings of a [umxCP\(\)](#) model

Usage

```
umxRotate(
  model,
  rotation = c("varimax", "promax"),
  tryHard = "yes",
  freeLoadingsAfter = TRUE,
  verbose = TRUE
)
```

Arguments

model	a model to rotate
rotation	name of the rotation.
tryHard	Default ("yes") is to tryHard
freeLoadingsAfter	Whether to keep the rotated loadings fixed (Default, free them again)
verbose	print detail about the rotation

Value

- Rotated solution

See Also

Other Reporting functions: [RMSEA\(\)](#), [RMSEA.MxModel\(\)](#), [RMSEA.summary.mxmodel\(\)](#), [extractAIC.MxModel\(\)](#), [loadings\(\)](#), [loadings.MxModel\(\)](#), [residuals.MxModel\(\)](#), [tmx_show\(\)](#), [tmx_show.MxMatrix\(\)](#), [umxCI\(\)](#), [umxCI_boot\(\)](#), [umxConfint\(\)](#), [umxExpCov\(\)](#), [umxExpMeans\(\)](#), [umxFitIndices\(\)](#)

umxRotate.MxModelCP *Rotate a CP solution*

Description

Rotate a CP solution. Should work with rotations provided in `libs("GPArotation")` and `libs("psych")`, e.g.,

Orthogonal: "varimax", "quartimax", "bentlerT", "equamax", "varimin", "geominT" and "bifactor"

Oblique: "Promax", "promax", "oblimin", "simplimax", "bentlerQ", "geominQ", "biquartimin" and "cluster"

Usage

```
## S3 method for class 'MxModelCP'
umxRotate(
  model,
  rotation = c("varimax", "promax"),
  tryHard = "yes",
  freeLoadingsAfter = TRUE,
  verbose = TRUE
)
```

Arguments

model	a umxCP() model to rotate.
rotation	name of the rotation.
tryHard	Default ("yes") is to tryHard.
freeLoadingsAfter	return the model with factor loadings free (default) or fixed in the new locations.
verbose	print detail about the rotation

Details

This works by taking the common-pathways loadings matrix from a solved [umxCP\(\)](#) model, rotating these, placing them back into the loadings matrix, re-estimating the model with the parameters fixed at this rotation, then return the new model.

Value

- Rotated solution.

See Also

- [umxCP\(\)](#)

Other Twin Modeling Functions: [power.ACE.test\(\)](#), [umx](#), [umxACE\(\)](#), [umxACEcov\(\)](#), [umxACEv\(\)](#), [umxCP\(\)](#), [umxDiffMZ\(\)](#), [umxDiscTwin\(\)](#), [umxDoC\(\)](#), [umxDoCp\(\)](#), [umxGxE\(\)](#), [umxGxE_window\(\)](#), [umxGxEbiv\(\)](#), [umxIP\(\)](#), [umxMRDoC\(\)](#), [umxReduce\(\)](#), [umxReduceACE\(\)](#), [umxReduceGxE\(\)](#), [umxSexLim\(\)](#), [umxSimplex\(\)](#), [umxSummarizeTwinData\(\)](#), [umxSummaryACE\(\)](#), [umxSummaryACEv\(\)](#), [umxSummaryDoC\(\)](#), [umxSummaryGxEbiv\(\)](#), [umxSummarySexLim\(\)](#), [umxSummarySimplex\(\)](#), [umxTwinMaker\(\)](#)

Examples

```
## Not run:
# Rotate a CP solution(param)
# Common pathway model rotation
library(umx)
# Fit 3 factor CPM
data(GFF)
selDVs = c("gff", "fc", "qol", "hap", "sat", "AD")
m1 = umxCP(selDVs = selDVs, nFac = 2, data = data, tryHard = "yes")
m2 = umxRotate(m1, rotation = "varimax", tryHard = "yes")

## End(Not run)
```

umxRun

umxRun: Run an mxModel

Description

umxRun is a version of [OpenMx : mxRun\(\)](#) which can run also set start values, labels, and run multiple times It can also calculate the saturated and independence likelihoods necessary for most fit indices. **Note** this is not needed for umxRAM models or twin models - it is just a convenience to get base OpenMx models to run.

Usage

```
umxRun(
  model,
  tryHard = c("yes", "no", "ordinal", "search"),
  calc_sat = TRUE,
  setValues = FALSE,
  setLabels = FALSE,
  summary = !umx_set_silent(silent = TRUE),
  intervals = FALSE,
  optimizer = NULL,
  comparison = NULL
)
```

Arguments

model	The <code>OpenMx::mxModel()</code> you wish to run.
tryHard	How to tryHard. Default = "yes". Alternatives "no", "ordinal", "search"
calc_sat	Whether to calculate the saturated and independence models (for raw <code>OpenMx::mxData()</code> <code>OpenMx::mxModel()</code> s)
setValues	Whether to set the starting values of free parameters (default = FALSE)
setLabels	Whether to set the labels (default = FALSE)
summary	Whether to print summary or not (default = ! <code>umx_set_silent()</code>)
intervals	Whether to run mxCI confidence intervals (default = FALSE) intervals = FALSE
optimizer	optional to set the optimizer.
comparison	Comparison model (will be used to drive <code>umxCompare()</code> after <code>umxRun</code>)

Value

- `OpenMx::mxModel()`

References

- <https://github.com/tbates/umx>

See Also

Other Advanced Model Building Functions: `umx`, `umxAlgebra()`, `umxFixAll()`, `umxJiggle()`, `umxThresholdMatrix()`, `umxUnexplainedCausalNexus()`, `xmuLabel()`, `xmuValues()`

Examples

```
## Not run:
require(umx)
data(demoOneFactor)
latents = c("G")
manifests = names(demoOneFactor)
m1 = mxModel("fact", type="RAM", manifestVars=manifests, latentVars=latents,
mxPath(latents , to = manifests),
mxPath(manifests, arrows = 2),
mxPath(latents , arrows = 2, free = FALSE, values = 1),
mxData(cov(demoOneFactor), type = "cov", numObs=500)
)

m1 = umxRun(m1) # just run: will create saturated model if needed
m1 = umxRun(m1, setValues = TRUE, setLabels = TRUE) # set start values and label all parameters
umxSummary(m1, std = TRUE)
m1 = mxModel(m1, mxCI("G_to_x1")) # add one CI
m1 = mxRun(m1, intervals = TRUE)
residuals(m1, run = TRUE) # get CIs on all free parameters
confint(m1) # OpenMx's SE-based CIs
umxConfint(m1, run = TRUE) # get likelihood-based CIs on all free parameters
m1 = umxRun(m1, tryHard = "yes")
```

```
## End(Not run)
```

umxSetParameters	<i>Change or fix parameters (e.g. their values, labels, bounds, ..) in a model.</i>
------------------	---

Description

umxSetParameters is used to alter values, and other parameter properties in an `OpenMx::mxModel()`. A common use is setting new values and changing parameters from free to false. *Note:* If you just want to modify and re-run a model, you probably want `umxModify()`.

Usage

```
umxSetParameters(
  model,
  labels,
  free = NULL,
  values = NULL,
  newlabels = NULL,
  lbound = NULL,
  ubound = NULL,
  indep = FALSE,
  strict = TRUE,
  name = NULL,
  regex = FALSE,
  test = FALSE
)
```

Arguments

model	an <code>OpenMx::mxModel()</code> to set parameters in.
labels	= labels to find
free	= new value for free
values	= new values
newlabels	= newlabels
lbound	= value for lbound
ubound	= value for ubound
indep	= whether to look in indep models
strict	whether to complain if labels not found
name	= new name for the returned model
regex	patterns to match for labels (or if TRUE, use labels as regular expressions)
test	Just show what you would do? (defaults to FALSE)

Details

Using `umxSetParameters`, you use `labels=` to select the parameters you want to update. You can set their free/fixed state with `free=`, and set new values with `values =` . Likewise for bounds.

`umxSetParameters` supports pattern matching (regular expressions) to select labels. Set `regex=` to a regular expression matching the labels you want to select. e.g. `"G_to_.*"` would match `"G_to_anything"`.

Details Internally, `umxSetParameters` is equivalent to a call to `omxSetParameters` where you have the ability to generate a pattern-based label list, and, because this can create duplicate labels, we also call `OpenMx::omxAssignFirstParameters()` to equate the start values for parameters which now have identical labels.

Value

- `OpenMx::mxModel()`

References

- <https://github.com/tbates/umx>, <https://tbates.github.io>

See Also

- `umxModify()`, `xmuLabel()`

Other Model Summary and Comparison: `umx`, `umxCompare()`, `umxEquate()`, `umxMI()`, `umxReduce()`, `umxSummary()`

Examples

```
## Not run:
require(umx)
data(demoOneFactor)
latents = c("G")
manifests = names(demoOneFactor)
m1 = umxRAM("One Factor", data = mxData(demoOneFactor[1:80,], type = "raw"),
  umxPath(from = latents, to = manifests),
  umxPath(v.m. = manifests),
  umxPath(v1m0 = latents)
)
parameters(m1)
# Match all labels
umxSetParameters(m1, regex = "^", newlabels= "m1_", test = TRUE)

# Change path to x1 to x2, equating these two paths
m2 = umxSetParameters(m1, "G_to_x1", newlabels= "G_to_x2", test = FALSE)
m2 = umxRun(m2) # umxSetParameters does not re-run he model, so make sure you do!
parameters(m2)

## End(Not run)
```

Description

Multivariate twin analysis allowing for sex limitation (factors operate differently in males vs. females) based on a correlated factors model. With 5-groups of twins, this model allows for both Quantitative and Qualitative Sex-Limitation.

Quantitative differences refer to different amounts of phenotypic variance produced by the same A, C, or E components when operating in one sex compared to the other sex.

Qualitative differences refer to phenotypic variance attributable to an A, C, or E component which operates in one sex one but not in the other.

The correlation approach ensures that variable order does not affect the ability of the model to account for DZOS data.

1. Nonscalar Sex Limitation

Allow quantitative (distinct male and female paths) and qualitative sex differences on A or C. Allows distinct between variable correlations (R_a , R_c and R_e) for males and for females. Male-Female correlations also free (R_{ao} or R_{co} free in DZO group).

2. Scalar Sex Limitation

Quantitative sex differences only (distinct Male and female paths). Just one set of R_a , R_c and R_e between variables (same for males and females)

3. Homogeneity

This is the model assumed by the basic ACE model: equal variance components in both sexes. Different means may be allowed for males and females.

Usage

```
umxSexLim(
  name = "sexlim",
  selDVs,
  mzmData,
  dzmData,
  mzfData,
  dzfData,
  dzoData,
  sep = NA,
  A_or_C = c("A", "C"),
  sexlim = c("Nonscalar", "Scalar", "Homogeneity"),
  dzAr = 0.5,
  dzCr = 1,
  autoRun = getOption("umx_auto_run"),
  tryHard = c("no", "yes", "ordinal", "search"),
  optimizer = NULL
)
```

Arguments

name	The name of the model (Default = "sexlim")
selDVs	BASE NAMES of the variables in the analysis. You MUST provide sep.
mzmData	Dataframe containing the MZ male data.
dzmData	Dataframe containing the DZ male data.
mzfData	Dataframe containing the MZ female data.
dzfData	Dataframe containing the DZ female data.
dzoData	Dataframe containing the DZ opposite-sex data (be sure and get in right order).
sep	Suffix used for twin variable naming. Allows using just the base names in sel-Vars.
A_or_C	Whether to model sex-limitation on A or on C. (Defaults to "A").
sexlim	Which model type: "Nonscalar" (default), "Scalar", or "Homogeneity".
dzAr	The DZ genetic correlation (defaults to .5, vary to examine assortative mating).
dzCr	The DZ "C" correlation (defaults to 1: set to .25 to make an ADE model).
autoRun	Whether to mxRun the model (default TRUE: the estimated model will be returned).
tryHard	Default ('no') uses normal mxRun. "yes" uses mxTryHard. Other options: "ordinal", "search"
optimizer	optionally set the optimizer. Default (NULL) does nothing.

Details**A or C**

Due to limitations on the degrees of freedom allowed by the twin model, we can model qualitative sex differences for only one of A or C at a time.

notes: There is a half-way house model of heterogeneity in which a, c, and e components are scaled by a scalar constant in one sex.

General restrictions: Assumes means and variances can be equated across birth order within zygosity groups.

Value

- `OpenMx::mxModel()` of subclass `mxModel.CFSexLim`

References

- Neale et al. (2006). Multivariate genetic analysis of sex-lim and GxE interaction. *Twin Research & Human Genetics*, **9**, pp. 481–489.

See Also

[umxSummarySexLim\(\)](#), [umxPlotSexLim\(\)](#)

Other Twin Modeling Functions: [power.ACE.test\(\)](#), [umx](#), [umxACE\(\)](#), [umxACEcov\(\)](#), [umxACEv\(\)](#), [umxCP\(\)](#), [umxDiffMZ\(\)](#), [umxDiscTwin\(\)](#), [umxDoC\(\)](#), [umxDoCp\(\)](#), [umxGxE\(\)](#), [umxGxE_window\(\)](#), [umxGxEbiv\(\)](#), [umxIP\(\)](#), [umxMRDoC\(\)](#), [umxReduce\(\)](#), [umxReduceACE\(\)](#), [umxReduceGxE\(\)](#), [umxRotate.MxModelCP\(\)](#), [umxSimplex\(\)](#), [umxSummarizeTwinData\(\)](#), [umxSummaryACE\(\)](#), [umxSummaryACEv\(\)](#), [umxSummaryDoC\(\)](#), [umxSummaryGxEbiv\(\)](#), [umxSummarySexLim\(\)](#), [umxSummarySimplex\(\)](#), [umxTwinMaker\(\)](#)

Examples

```
# =====
# = Load and Process Data =
# =====
## Not run:
require(umx)
data("us_skinfold_data")
# Rescale vars
us_skinfold_data[, c('bic_T1', 'bic_T2')] = us_skinfold_data[, c('bic_T1', 'bic_T2')]/3.4
us_skinfold_data[, c('tri_T1', 'tri_T2')] = us_skinfold_data[, c('tri_T1', 'tri_T2')]/3
us_skinfold_data[, c('caf_T1', 'caf_T2')] = us_skinfold_data[, c('caf_T1', 'caf_T2')]/3
us_skinfold_data[, c('ssc_T1', 'ssc_T2')] = us_skinfold_data[, c('ssc_T1', 'ssc_T2')]/5
us_skinfold_data[, c('sil_T1', 'sil_T2')] = us_skinfold_data[, c('sil_T1', 'sil_T2')]/5

# Data for each of the 5 twin-type groups
mzmData = subset(us_skinfold_data, zyg == 1)
mzfData = subset(us_skinfold_data, zyg == 2)
dzmData = subset(us_skinfold_data, zyg == 3)
dzfData = subset(us_skinfold_data, zyg == 4)
dzoData = subset(us_skinfold_data, zyg == 5)

umxSummarizeTwinData(us_skinfold_data, selVars="bic", zyg="zyg", sep="_T",
MZFF=2, DZFF=4, MZMM=1, DZMM=3, DZOS=5
)

# =====
# = Run univariate example =
# =====

m1 = umxSexLim(selDVs = "bic", sep = "_T", A_or_C = "A", tryHard = "yes",
mzmData = mzmData, dzmData = dzmData,
mzfData = mzfData, dzfData = dzfData,
dzoData = dzoData
)

# Drop qualitative sex limitation
m1a = umxModify(m1, regex = "^Rao_", value=1, name = "no_qual", comparison = TRUE)

# Equate a, ac, and try ace across m & f in scalar model
m1b = umxModify(m1a, regex = "^a[fm]_", newlabels="a_", name = "eq_a_no_qual", comparison = TRUE)
m1c = umxModify(m1b, regex = "^c[fm]_", newlabels="c_", name = "eq_ac_no_qual", comparison = TRUE)
```

```

m1d = umxModify(m1c, regex = "^e[fm]_", newlabels="e_", name = "eq_ace_no_qual", comparison = TRUE)
umxCompare(m1, c(m1a, m1b, m1c, m1d))

# =====
# = Scalar Sex Limitation =
# =====

m2 = umxSexLim(selDVs = "bic", sep = "_T", sexlim = "Scalar", tryHard = "yes",
mzmData = mzmData, dzmData = dzmData,
mzfData = mzfData, dzfData = dzfData,
dzoData = dzoData
)

# Show our manual drop of qualitative is the same as umxSexLim with sexlim= "scalar"s
umxCompare(m1a, m2)

# =====
# = Homogeneity =
# =====

m3 = umxSexLim(selDVs = "bic", sep = "_T", sexlim = "Homogeneity", tryHard = "yes",
mzmData = mzmData, dzmData = dzmData,
mzfData = mzfData, dzfData = dzfData,
dzoData = dzoData
)
umxCompare(m1, c(m2, m3))

# =====
# = Bivariate example with manual reduction =
# =====
m1 = umxSexLim(selDVs = c("bic", "tri"), sep = "_T", A_or_C = "A", tryHard="yes",
mzmData = mzmData, dzmData = dzmData,
mzfData = mzfData, dzfData = dzfData,
dzoData = dzoData
)

# Scalar sex limitation (same correlation among components for m and f)
m2 = umxSexLim(selDVs = c("bic", "tri"), sep = "_T",
A_or_C = "A", tryHard="yes", sexlim="Scalar",
mzmData = mzmData, dzmData = dzmData,
mzfData = mzfData, dzfData = dzfData,
dzoData = dzoData
)
# Drop qualitative sex limitation
# Distinct af and am (& c & e), but shared Ra (& Rc & Re) between variables
# i.e., same correlations for males and females.
m1a = umxModify(m1, regex = "^Ra[mfo]_", newlabels="^Ra_", name = "no_qual_a", comparison = TRUE)
m1b = umxModify(m1a, regex = "^Rc[mfo]_", newlabels="^Rc_", name = "no_qual_ac", comparison = TRUE)
m1c = umxModify(m1b, regex = "^Re[mfo]_", newlabels="^Re_", name = "no_qual_ace", comparison = TRUE)
umxCompare(m1, c(m1a, m1b, m1c, m2))

# In one smart regular expression
m2 = umxModify(m1, regex = "^R([ace])[fmo]_", newlabels = "R\\1_",

```

```

    name = "scalar", comparison = TRUE)

# Equate a, ac, and try ace across m & f in scalar model
m2a = umxModify(m2 , regex = "^a[fm]_", newlabels="a_", name = "eq_a_no_qual" , comparison = TRUE)
m2b = umxModify(m2a, regex = "^c[fm]_", newlabels="c_", name = "eq_ac_no_qual" , comparison = TRUE)
m2c = umxModify(m2b, regex = "^e[fm]_", newlabels="e_", name = "eq_ace_no_qual", comparison = TRUE)
umxCompare(m1, c(m1a, m1b, m1c, m1d))

# =====
# = Run multi-variate example =
# =====
# Variables for Analysis
selDVs = c('ssc','sil','caf','tri','bic')
selDVs = c('ssc','tri','bic')
m1 = umxSexLim(selDVs = selDVs, sep = "_T", A_or_C = "A", tryHard = "yes",
mzmData = mzmData, dzmData = dzmData,
  mzfData = mzfData, dzfData = dzfData, dzoData = dzoData
)

m2 = umxSexLim(selDVs = selDVs, sep = "_T", A_or_C = "A", sexlim = "Nonscalar",
tryHard = "yes",
mzmData = mzmData, dzmData = dzmData,
  mzfData = mzfData, dzfData = dzfData, dzoData = dzoData
)

# umxSummary(m1)
# summary(m1)
# summary(m1)$Mi

## End(Not run)

```

umxSimplex

Build and run a simplex twin model (not ready for use!)

Description

The simplex model provides a powerful tool for theory-based decomposition of genetic and environmental differences. umxSimplex makes a 2-group simplex twin model.

This code is beta quality: not for publication use.

Usage

```

umxSimplex(
  name = "simplex",
  selDVs,
  dzData,
  mzData,
  sep = "_T",
  equateMeans = TRUE,

```

```

dzAr = 0.5,
dzCr = 1,
addStd = TRUE,
addCI = TRUE,
autoRun = getOption("umx_auto_run"),
tryHard = c("no", "yes", "ordinal", "search"),
optimizer = NULL
)

```

Arguments

name	The name of the model (defaults to "simplex")
selDVs	The BASENAMES of the variables i.e., c(obese), not c(obese_T1, obese_T2)
dzData	The DZ dataframe
mzData	The MZ dataframe
sep	The string preceding the final numeric twin identifier (often "_T") Combined with selDVs to form the full var names, i.e., just "dep" -> c("dep_T1", "dep_T2")
equateMeans	Whether to equate the means across twins (defaults to TRUE).
dzAr	The DZ genetic correlation (default = .5. Vary to examine assortative mating).
dzCr	The DZ "C" correlation (defaults = 1. To make an ADE model, set = .25).
addStd	Whether to add the algebras to compute a std model (default = TRUE).
addCI	Whether to add the interval requests for CIs (default = TRUE).
autoRun	Whether to run the model (default), or just to create it and return without running.
tryHard	Default ('no') uses normal mxRun. "yes" uses mxTryHard. Other options: "ordinal", "search"
optimizer	Optionally set the optimizer (default NULL does nothing).

Details

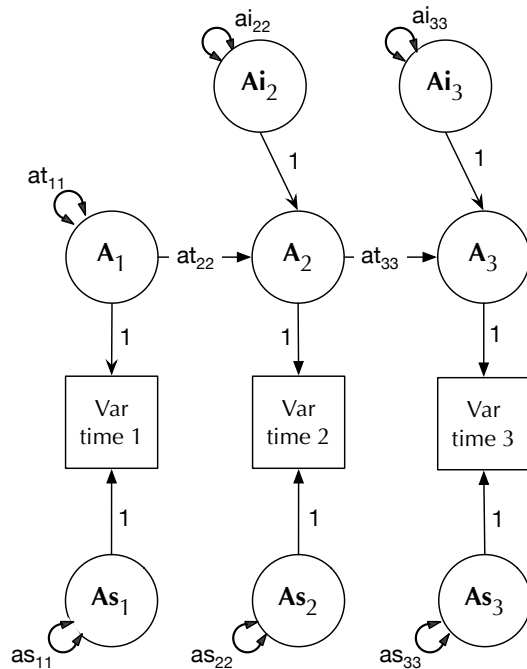
The simplex model decomposes phenotypic variance into Additive genetic, unique environmental (E) and, optionally, either common or shared-environment (C) or non-additive genetic effects (D).

In the simplex model, these influences are modeled as a combination of:

- Innovations at a given time (a_i c_i and e_i matrices).
- Influences transmitted from previous time (a_t , c_t , and e_t matrices).
- Influences specific to a single time (a_s , c_s , e_s).

These combine to explain the causes of variance in the phenotype (see Figure).

Simplex path diagram:



Data Input Currently, the umxSimplex function accepts only raw data.

Ordinal Data In an important capability, the model transparently handles ordinal (binary or multi-level ordered factor data) inputs, and can handle mixtures of continuous, binary, and ordinal data in any combination.

Additional features The umxSimplex function supports varying the DZ genetic association (defaulting to .5) to allow exploring assortative mating effects, as well as varying the DZ “C” factor from 1 (the default for modeling family-level effects shared 100% by twins in a pair), to .25 to model dominance effects.

Matrices and Labels in the simplex model A good way to see which matrices are used in umx-Summary is to run an example model and plot it.

The loadings specific to each time point are contained on the diagonals of matrices as, cs, and es. So labels relevant to modifying these are of the form "as_r1c1", "as_r2c2" etc.

All the shared matrices are in the model "top". So to see the 'as' values, you can simply execute:

```
m1$top$as$values
```

The transmitted loadings are in matrices at, ct, et.

The innovations are in the matrix ai, ci, and ei.

Less commonly-modified matrices are the mean matrix expMean. This has 1 row, and the columns are laid out for each variable for twin 1, followed by each variable for twin 2.

Thus, in a model where the means for twin 1 and twin 2 had been equated (set = to T1), you could make them independent again with this script:

```
m1$top$expMean$labels[1,4:6] = c("expMean_r1c4", "expMean_r1c5", "expMean_r1c6")
```

Value

- [OpenMx::mxModel\(\)](#)

References

- <https://github.com/tbates/umx>

See Also

- [umxACE\(\)](#) for more examples of twin modeling, [plot\(\)](#), [umxSummary\(\)](#) work for IP, CP, GxE, SAT, and ACE models.

Other Twin Modeling Functions: [power.ACE.test\(\)](#), [umx](#), [umxACE\(\)](#), [umxACEcov\(\)](#), [umxACEv\(\)](#), [umxCP\(\)](#), [umxDiffMZ\(\)](#), [umxDiscTwin\(\)](#), [umxDoC\(\)](#), [umxDoCp\(\)](#), [umxGxE\(\)](#), [umxGxE_window\(\)](#), [umxGxEbiv\(\)](#), [umxIP\(\)](#), [umxMRDoC\(\)](#), [umxReduce\(\)](#), [umxReduceACE\(\)](#), [umxReduceGxE\(\)](#), [umxRotate.MxModelCP\(\)](#), [umxSexLim\(\)](#), [umxSummarizeTwinData\(\)](#), [umxSummaryACE\(\)](#), [umxSummaryACEv\(\)](#), [umxSummaryDoC\(\)](#), [umxSummaryGxEbiv\(\)](#), [umxSummarySexLim\(\)](#), [umxSummarySimplex\(\)](#), [umxTwinMaker\(\)](#)

Examples

```
## Not run:
data(iqdat)
mzData = subset(iqdat, zygosity == "MZ")
dzData = subset(iqdat, zygosity == "DZ")
baseVars = c("IQ_age1", "IQ_age2", "IQ_age3", "IQ_age4")
m1= umxSimplex(selDVs= baseVars, dzData= dzData, mzData= mzData, sep= "_T", tryHard= "yes")

umxSummary(m1)
parameters(m1, patt = "^s")
m2 = umxModify(m1, regex = "as_r1c1", name = "no_as", comp = TRUE)
umxCompare(m1, m2)

# =====
# = Test a 3 time-point model =
# =====
m1 = umxSimplex(selDVs = paste0("IQ_age", 1:3),
dzData = dzData, mzData = mzData, tryHard = "yes")

## End(Not run)
```

umxSummarizeTwinData *Summarize twin data*

Description

Produce a summary of wide-format twin data, showing the number of individuals, the mean and SD for each trait, and the correlation for each twin-type.

Set MZ and DZ to summarize the two-group case.

Usage

```
umxSummarizeTwinData(
  data = NULL,
  selVars = NULL,
  sep = "_T",
  zyg = "zygosity",
  age = "age",
  MZ = NULL,
  DZ = NULL,
  MZFF = "MZFF",
  DZFF = "DZFF",
  MZMM = "MZMM",
  DZMM = "DZMM",
  DZOS = "DZOS",
  digits = 2,
  report = c("markdown", "html")
)
```

Arguments

<code>data</code>	The twin data.
<code>selVars</code>	Collection of variables to report on, e.g. <code>c("wt", "ht")</code> .
<code>sep</code>	The separator string that will turn a variable name into a twin variable name, default= <code>"_T"</code> for <code>wt_T1</code> and <code>wt_T2</code> .
<code>zyg</code>	The zygosity column in the dataset (default <code>"zygosity"</code>).
<code>age</code>	The age column in the dataset (default <code>"age"</code>).
<code>MZ</code>	Set level in <code>zyg</code> corresponding to MZ for two group case (defaults to using 5-group case).
<code>DZ</code>	Set level in <code>zyg</code> corresponding to DZ for two group case (defaults to using 5-group case).
<code>MZFF</code>	The level of <code>zyg</code> corresponding to MZ FF pairs: default= <code>"MZFF"</code> .
<code>DZFF</code>	The level of <code>zyg</code> corresponding to DZ FF pairs: default= <code>"DZFF"</code> .
<code>MZMM</code>	The level of <code>zyg</code> corresponding to MZ MM pairs: default= <code>"MZMM"</code> .
<code>DZMM</code>	The level of <code>zyg</code> corresponding to DZ MM pairs: default= <code>"DZMM"</code> .
<code>DZOS</code>	The level of <code>zyg</code> corresponding to DZ OS pairs: default= <code>"DZOS"</code> .
<code>digits</code>	Rounding precision of the report (default 2).
<code>report</code>	What to return (default = <code>'markdown'</code>). Use <code>'html'</code> to open a web table.

Value

- formatted table, e.g. in markdown.

References

- <https://github.com/tbates/umx>

See Also

- [umxAPA\(\)](#)

Other Twin Modeling Functions: [power.ACE.test\(\)](#), [umx](#), [umxACE\(\)](#), [umxACEcov\(\)](#), [umxACEv\(\)](#), [umxCP\(\)](#), [umxDiffMZ\(\)](#), [umxDiscTwin\(\)](#), [umxDoC\(\)](#), [umxDoCp\(\)](#), [umxGxE\(\)](#), [umxGxE_window\(\)](#), [umxGxEbiv\(\)](#), [umxIP\(\)](#), [umxMRDoC\(\)](#), [umxReduce\(\)](#), [umxReduceACE\(\)](#), [umxReduceGxE\(\)](#), [umxRotate.MxModelCP\(\)](#), [umxSexLim\(\)](#), [umxSimplex\(\)](#), [umxSummaryACE\(\)](#), [umxSummaryACEv\(\)](#), [umxSummaryDoC\(\)](#), [umxSummaryGxEbiv\(\)](#), [umxSummarySexLim\(\)](#), [umxSummarySimplex\(\)](#), [umxTwinMaker\(\)](#)

Examples

```
data(twinData)
umxSummarizeTwinData(twinData, sep = "", selVars = c("wt", "ht"))
MZs = c("MZMM", "MZFF"); DZs = c("DZFF", "DZMM", "DZOS")
umxSummarizeTwinData(twinData, sep = "", selVars = c("wt", "ht"), MZ = MZs, DZ = DZs)
```

umxSummary

Shows a compact, publication-style, summary of umx models

Description

Report the fit of a OpenMx model or specialized model class (such as ACE, CP etc.) in a compact form suitable for reporting in a journal.

See documentation for RAM models summary here: [umxSummary.MxModel\(\)](#).

View documentation on the ACE model subclass here: [umxSummaryACE\(\)](#).

View documentation on the ACEv model subclass here: [umxSummaryACEv\(\)](#).

View documentation on the IP model subclass here: [umxSummaryIP\(\)](#).

View documentation on the CP model subclass here: [umxSummaryCP\(\)](#).

View documentation on the GxE model subclass here: [umxSummaryGxE\(\)](#).

Usage

```
umxSummary(model, ...)
```

Arguments

model	The <code>OpenMx::mxModel()</code> whose fit will be reported
...	Other parameters to control model summary

See Also

Other Model Summary and Comparison: [umx](#), [umxCompare\(\)](#), [umxEquate\(\)](#), [umxMI\(\)](#), [umxReduce\(\)](#), [umxSetParameters\(\)](#)

umxSummary.MxModel *Shows a compact, publication-style, summary of a RAM model*

Description

Report the fit of a model in a compact form suitable for a journal. It reports parameters in a markdown or html table (optionally standardized), and fit indices RMSEA (an absolute fit index, comparing the model to a perfect model) and CFI and TLI (incremental fit indices comparing model a model with the worst fit).

Usage

```
## S3 method for class 'MxModel'
umxSummary(
  model,
  refModels = NULL,
  std = FALSE,
  digits = 2,
  report = c("markdown", "html"),
  means = TRUE,
  residuals = TRUE,
  SE = TRUE,
  filter = c("ALL", "NS", "SIG"),
  RMSEA_CI = FALSE,
  ...,
  matrixAddresses = FALSE
)
```

Arguments

model	The <code>OpenMx::mxModel()</code> whose fit will be reported
refModels	Saturated models if needed for fit indices (see example below: If NULL will be computed on demand. If FALSE will not be computed.
std	If TRUE, model is standardized (Default FALSE, NULL means "don't show").
digits	How many decimal places to report (Default 2)
report	If "html", then show results in browser (default = "markdown")
means	Whether to include means in the summary (TRUE)
residuals	Whether to include residuals in the summary (TRUE)
SE	Whether to compute SEs... defaults to TRUE. In rare cases, you might need to turn off to avoid errors.
filter	whether to show significant paths (SIG) or NS paths (NS) or all paths (ALL)
RMSEA_CI	Whether to compute the CI on RMSEA (Defaults to FALSE)
...	Other parameters to control model summary
matrixAddresses	Whether to show "matrix address" columns (Default = FALSE)

Details

umxSummary alerts you when model fit is worse than accepted criterion (TLI >= .95 and RMSEA <= .06; (Hu & Bentler, 1999; Yu, 2002).

Note: For some (multi-group) models, you will need to fall back on `summary()`

CI's and Identification This function uses the standard errors reported by OpenMx to produce the CI's you see in umxSummary. These are used to derive confidence intervals based on the formula $95\%CI = estimate \pm 1.96 * SE$

Sometimes SEs appear NA. This may reflect a model which is not identified (see <http://davidakenny.net/cm/identify.htm>). This can include empirical under-identification - for instance two factors that are essentially identical in structure. use `OpenMx::mxCheckIdentification()` to check identification.

Solutions: If there are paths estimated at or close to zero suggests that fixing one or two of these to zero may fix the standard error calculation.

If factor loadings can flip sign and provide identical fit, this creates another form of under-identification and can break confidence interval estimation. *Solution:* Fixing a factor loading to 1 and estimating factor variances can help here.

Value

- parameterTable returned invisibly, if estimates requested

References

- Hu, L., & Bentler, P. M. (1999). Cutoff criteria for fit indexes in covariance structure analysis: Conventional criteria versus new alternatives. *Structural Equation Modeling*, **6**, 1-55.
- Yu, C.Y. (2002). Evaluating cutoff criteria of model fit indices for latent variable models with binary and continuous outcomes. University of California, Los Angeles, Los Angeles. Retrieved from <https://www.statmodel.com/download/Yudissertation.pdf>

<https://tbates.github.io>

See Also

- `umxRAM()`

Other Summary functions: `umxSummaryACEcov()`, `umxSummaryCP()`, `umxSummaryGxE()`, `umxSummaryIP()`, `umxSummaryMRDoC()`

Examples

```
## Not run:
require(umx)
data(demoOneFactor)
manifests = names(demoOneFactor)
m1 = umxRAM("One Factor", data = demoOneFactor, type = "cov",
  umxPath("G", to = manifests),
  umxPath(var = manifests),
  umxPath(var = "G", fixedAt = 1)
)
```

```

umxSummary(m1, std = TRUE)
# output as latex
umx_set_table_format("latex")
umxSummary(m1, std = TRUE)
umx_set_table_format("markdown")
# output as raw
umxSummary(m1, std = FALSE)

# switch to a raw data model
m1 = umxRAM("One Factor", data = demoOneFactor[1:100, ],
  umxPath("G", to = manifests),
  umxPath(v.m. = manifests),
  umxPath(v1m0 = "G")
)
umxSummary(m1, std = TRUE, filter = "NS")

## End(Not run)

```

umxSummaryACE	<i>Shows a compact, publication-style, summary of a umx Cholesky ACE model</i>
---------------	--

Description

Summarize a fitted Cholesky model returned by `umxACE()`. Can control digits, report comparison model fits, optionally show the Rg (genetic and environmental correlations), and show confidence intervals. the report parameter allows drawing the tables to a web browser where they may readily be copied into non-markdown programs like Word.

Usage

```

umxSummaryACE(
  model,
  digits = 2,
  comparison = NULL,
  std = TRUE,
  showRg = FALSE,
  CIs = TRUE,
  report = c("markdown", "html"),
  file = getOption("umx_auto_plot"),
  returnStd = FALSE,
  extended = FALSE,
  zero.print = ".",
  ...
)

```

Arguments

model	an <code>OpenMx::mxModel()</code> to summarize.
digits	round to how many digits (default = 2). Defaults to NA = do not create plot output.
comparison	you can run <code>mxCompare</code> on a comparison model (NULL).
std	Whether to standardize the output (default = TRUE).
showRg	= whether to show the genetic correlations (FALSE).
CIs	Whether to show Confidence intervals if they exist (TRUE).
report	If "html", then open an html table of the results.
file	The name of the dot file for figure: "name" = use the name of the model.
returnStd	Whether to return the standardized form of the model (default = FALSE).
extended	how much to report (FALSE).
zero.print	How to show zeros (".")
...	Other parameters to control model summary.

Details

See documentation for other umx models here: [umxSummary\(\)](#).

Value

- optional `OpenMx::mxModel()`

References

- <https://tbates.github.io>, <https://github.com/tbates/umx>

See Also

- `umxACE()`, `plot.MxModelACE()`, `umxModify()`

Other Twin Modeling Functions: `power.ACE.test()`, `umx`, `umxACE()`, `umxACEcov()`, `umxACEv()`, `umxCP()`, `umxDiffMZ()`, `umxDiscTwin()`, `umxDoC()`, `umxDoCp()`, `umxGxE()`, `umxGxE_window()`, `umxGxEbiv()`, `umxIP()`, `umxMRDoC()`, `umxReduce()`, `umxReduceACE()`, `umxReduceGxE()`, `umxRotate.MxModelCP()`, `umxSexLim()`, `umxSimplex()`, `umxSummarizeTwinData()`, `umxSummaryACEv()`, `umxSummaryDoC()`, `umxSummaryGxEbiv()`, `umxSummarySexLim()`, `umxSummarySimplex()`, `umxTwinMaker()`

Examples

```
## Not run:
require(umx)
data(twinData)
selDVs = c("bmi1", "bmi2")
mzData = subset(twinData, zygoty == "MZFF")
dzData = subset(twinData, zygoty == "DZFF")
m1 = umxACE(selDVs = selDVs, dzData = dzData, mzData = mzData)
umxSummary(m1)
```

```

umxSummaryACE(m1, file = NA);
umxSummaryACE(m1, file = "name", std = TRUE)
stdFit = umxSummaryACE(m1, returnStd = TRUE);

## End(Not run)

```

umxSummaryACEcov	<i>Present results of a twin ACE-model with covariates in table and graphical forms.</i>
------------------	--

Description

Summarize a Cholesky model with random-effects covariates, as returned by [umxACEcov\(\)](#)

Usage

```

umxSummaryACEcov(
  model,
  digits = 2,
  showRg = FALSE,
  std = TRUE,
  comparison = NULL,
  CIs = TRUE,
  zero.print = ".",
  report = c("markdown", "html"),
  file = getOption("umx_auto_plot"),
  returnStd = FALSE,
  extended = FALSE,
  ...
)

```

Arguments

model	A umxACEcov() model to summarize
digits	Round to how many digits (default = 2)
showRg	= Whether to show the genetic correlations (FALSE)
std	= Whether to show the standardized model (TRUE)
comparison	You can run <code>mxCompare</code> on a comparison model (NULL)
CIs	Whether to show Confidence intervals if they exist (TRUE)
zero.print	How to show zeros (".")
report	If "html", then open an html table of the results.
file	The name of the dot file to write: NA = none; "name" = use the name of the model
returnStd	Whether to return the standardized form of the model (default = FALSE)
extended	How much to report (FALSE)
...	Other parameters to control model summary

Value

- optional `OpenMx::mxModel()`

References

- <https://tbates.github.io>, <https://github.com/tbates/umx>

See Also

- `umxACEcov()`

Other Summary functions: `umxSummary.MxModel()`, `umxSummaryCP()`, `umxSummaryGxE()`, `umxSummaryIP()`, `umxSummaryMRDoC()`

Examples

```
## Not run:
require(umx)
data(twinData)
mzData = subset(twinData, zygoty == "MZFF")
dzData = subset(twinData, zygoty == "DZFF")
m1 = umxACEcov(selDVs = c("bmi", "wt"), selCovs = "ht", dzData = dzData, mzData = mzData, sep="")
umxSummaryACEcov(m1, file = NA)
umxSummaryACEcov(m1, file = "name", std = TRUE)
stdFit = umxSummary(m1, returnStd = TRUE)

## End(Not run)
```

umxSummaryACEv

Shows a compact, publication-style, summary of a variance-based Cholesky ACE model.

Description

Summarize a fitted Cholesky model returned by `umxACEv()`. Can control digits, report comparison model fits, optionally show the Rg (genetic and environmental correlations), and show confidence intervals. the report parameter allows drawing the tables to a web browser where they may readily be copied into non-markdown programs like Word.

Usage

```
umxSummaryACEv(
  model,
  digits = 2,
  comparison = NULL,
  std = TRUE,
  showRg = FALSE,
  CIs = TRUE,
  report = c("markdown", "html"),
```

```

    file = getOption("umx_auto_plot"),
    returnStd = FALSE,
    extended = FALSE,
    zero.print = ".",
    show = c("std", "raw"),
    ...
)

```

Arguments

model	an <code>OpenMx::mxModel()</code> to summarize
digits	round to how many digits (default = 2)
comparison	you can run <code>mxCompare</code> on a comparison model (NULL)
std	Whether to standardize the output (default = TRUE)
showRg	= whether to show the genetic correlations (FALSE)
CI	Whether to show Confidence intervals if they exist (TRUE)
report	If "html", then open an html table of the results
file	The name of the dot file to write: "name" = use the name of the model. Defaults to <code>getOption("umx_auto_plot")</code> , which is likely "name".
returnStd	Whether to return the standardized form of the model (default = FALSE)
extended	how much to report (FALSE)
zero.print	How to show zeros (".")
show	Here to support being called from generic <code>xmu_safe_run_summary</code> . User should ignore: can be <code>c("std", "raw")</code>
...	Other parameters to control model summary

Details

See documentation for other umx models here: [umxSummary\(\)](#).

Value

- optional `OpenMx::mxModel()`

References

- <https://tbates.github.io>, <https://github.com/tbates/umx>

See Also

- [umxACEv\(\)](#)

Other Twin Modeling Functions: [power.ACE.test\(\)](#), [umx](#), [umxACE\(\)](#), [umxACEcov\(\)](#), [umxACEv\(\)](#), [umxCP\(\)](#), [umxDiffMZ\(\)](#), [umxDiscTwin\(\)](#), [umxDoC\(\)](#), [umxDoCp\(\)](#), [umxGxE\(\)](#), [umxGxE_window\(\)](#), [umxGxEbiv\(\)](#), [umxIP\(\)](#), [umxMRDoC\(\)](#), [umxReduce\(\)](#), [umxReduceACE\(\)](#), [umxReduceGxE\(\)](#), [umxRotate.MxModelCP\(\)](#), [umxSexLim\(\)](#), [umxSimplex\(\)](#), [umxSummarizeTwinData\(\)](#), [umxSummaryACE\(\)](#), [umxSummaryDoC\(\)](#), [umxSummaryGxEbiv\(\)](#), [umxSummarySexLim\(\)](#), [umxSummarySimplex\(\)](#), [umxTwinMaker\(\)](#)

Examples

```

require(umx)
data(twinData)
mzData = subset(twinData, zygoty == "MZFF")
dzData = subset(twinData, zygoty == "DZFF")
m1 = umxACEv(selDVs = "bmi", sep = "", dzData = dzData, mzData = mzData)
umxSummary(m1, std = FALSE)
## Not run:
umxSummary(m1, file = NA);
umxSummary(m1, file = "name", std = TRUE)
stdFit = umxSummary(m1, returnStd = TRUE)

## End(Not run)

```

umxSummaryCP	<i>Present the results of a Common-pathway twin model in table and graphical form</i>
--------------	---

Description

Summarizes a Common-Pathway model, as returned by [umxCP\(\)](#)

Usage

```

umxSummaryCP(
  model,
  digits = 2,
  std = TRUE,
  CIs = FALSE,
  showRg = FALSE,
  comparison = NULL,
  report = c("markdown", "html"),
  file = getOption("umx_auto_plot"),
  returnStd = FALSE,
  ...
)

```

Arguments

model	A fitted umxCP() model to summarize
digits	Round to how many digits (default = 2)
std	Whether to show the standardized model (TRUE) (ignored: used extended = TRUE to get unstandardized)
CIs	Confidence intervals (default FALSE)
showRg	Whether to show the genetic correlations (default FALSE)
comparison	Run mxCompare on a comparison model (default NULL)

report	Print tables to the console (as 'markdown'), or open in browser ('html')
file	The name of the dot file to write: NA = none; "name" = use the name of the model
returnStd	Whether to return the standardized form of the model (default = FALSE)
...	Optional additional parameters

Value

- optional `OpenMx::mxModel()`

References

- <https://github.com/tbates/umx>, <https://tbates.github.io>

See Also

- `umxCP()`, `plot()`, `umxSummary()` work for IP, CP, GxE, SAT, and ACE models.

Other Summary functions: `umxSummary.MxModel()`, `umxSummaryACEcov()`, `umxSummaryGxE()`, `umxSummaryIP()`, `umxSummaryMRDoC()`

Examples

```
## Not run:
require(umx)
data(twinData)

twinData$wt1 = twinData$wt1/10
twinData$wt2 = twinData$wt2/10
selDVs = c("ht", "wt")
mzData = subset(twinData, zygoty == "MZFF")
dzData = subset(twinData, zygoty == "DZFF")

m1 = umxCP(selDVs = selDVs, dzData = dzData, mzData = mzData, sep = "", optimizer = "SLSQP")
umxSummaryCP(m1, file = NA) # Suppress plot creation with file
umxSummary(m1, file = NA) # Generic summary is the same
stdFit = umxSummaryCP(m1, digits = 2, std = TRUE, file = NA, returnStd = TRUE);

umxSummary(m1, std = FALSE, showRg = TRUE, file = NA);
umxSummary(m1, std = FALSE, file = NA)

# =====
# = Print example =
# =====
umxSummary(m1, file = "Figure 3", std = TRUE)

# =====
# = Confint example =
# =====
m1 = umxConfint(m1, "smart", run = FALSE);
m1 = umxConfint(m1, "smart", run = TRUE);
umxSummary(m1, CIs = TRUE, file = NA);
```

```
## End(Not run)
```

umxSummaryDoC	<i>Shows a compact, publication-style, summary of a umx Direction of Causation model</i>
---------------	--

Description

Summarize a fitted model returned by `umxDoC()`. Can control digits, report comparison model fits, optionally show the Rg (genetic and environmental correlations), and show confidence intervals. the report parameter allows drawing the tables to a web browser where they may readily be copied into non-markdown programs like Word.

Usage

```
umxSummaryDoC(
  model,
  digits = 2,
  comparison = NULL,
  std = TRUE,
  showRg = FALSE,
  CIs = TRUE,
  report = c("markdown", "html"),
  file = getOption("umx_auto_plot"),
  returnStd = FALSE,
  zero.print = ".",
  ...
)
```

Arguments

model	a fitted <code>umxDoC()</code> model to summarize.
digits	round to how many digits (default = 2).
comparison	Run <code>mxCompare</code> on a comparison model (default NULL)
std	Whether to standardize the output (default = TRUE).
showRg	= whether to show the genetic correlations (FALSE).
CIs	Whether to show Confidence intervals if they exist (TRUE).
report	Print tables to the console (as 'markdown'), or open in browser ('html')
file	The name of the dot file to write: "name" = use the name of the model. Defaults to NA = do not create plot output.
returnStd	Whether to return the standardized form of the model (default = FALSE).
zero.print	How to show zeros (".")
...	Other parameters to control model summary.

Details

See documentation for other umx models here: [umxSummary\(\)](#).

Value

- optional `OpenMx::mxModel()`

See Also

- `umxDoC()`, `plot.MxModelDoC()`, `umxModify()`, `umxCP()`, `plot()`, `umxSummary()` work for IP, CP, GxE, SAT, and ACE models.

Other Twin Modeling Functions: `power.ACE.test()`, `umx`, `umxACE()`, `umxACEcov()`, `umxACEv()`, `umxCP()`, `umxDiffMZ()`, `umxDiscTwin()`, `umxDoC()`, `umxDoCp()`, `umxGxE()`, `umxGxE_window()`, `umxGxEbiv()`, `umxIP()`, `umxMRDoC()`, `umxReduce()`, `umxReduceACE()`, `umxReduceGxE()`, `umxRotate.MxModelCP()`, `umxSexLim()`, `umxSimplex()`, `umxSummarizeTwinData()`, `umxSummaryACE()`, `umxSummaryACEv()`, `umxSummaryGxEbiv()`, `umxSummarySexLim()`, `umxSummarySimplex()`, `umxTwinMaker()`

Examples

```
## Not run:
# =====
# = 1. Load Data =
# =====
data(docData)
mzData = subset(docData, zygosity %in% c("MZFF", "MZMM"))
dzData = subset(docData, zygosity %in% c("DZFF", "DZMM"))

# =====
# = 2. Define manifests for var 1 and 2 =
# =====
var1 = paste0("varA", 1:3)
var2 = paste0("varB", 1:3)

# =====
# = 2. Make the non-causal (Cholesky) and causal models =
# =====
Chol= umxDoC(var1= var1, var2= var2, mzData= mzData, dzData= dzData, causal= FALSE)
DoC = umxDoC(var1= var1, var2= var2, mzData= mzData, dzData= dzData, causal= TRUE)

# =====
# = Make the directional models by modifying DoC =
# =====
A2B = umxModify(DoC, "a2b", free = TRUE, name = "A2B")
A2B = umxModify(DoC, "a2b", free = TRUE, name = "A2B", comp=TRUE)
B2A = umxModify(DoC, "b2a", free = TRUE, name = "B2A", comp=TRUE)
umxCompare(B2A, A2B)

## End(Not run)
```

umxSummaryGxE *Summarize a GxE model*

Description

Summarize a genetic moderation model, as returned by `umxGxE()`. Prints graphs of A, C, and E, standardized and raw.

Usage

```
umxSummaryGxE(
  model = NULL,
  digits = 2,
  xlab = NA,
  location = "topleft",
  separateGraphs = FALSE,
  gg = TRUE,
  file = getOption("umx_auto_plot"),
  returnStd = NULL,
  std = NULL,
  reduce = FALSE,
  CIs = NULL,
  report = c("markdown", "html"),
  show = NULL,
  ...
)
```

Arguments

<code>model</code>	A fitted <code>umxGxE()</code> model to summarize
<code>digits</code>	round to how many digits (default = 2)
<code>xlab</code>	label for the x-axis of plot
<code>location</code>	default = "topleft"
<code>separateGraphs</code>	If TRUE, both std and raw plots in one figure (default FALSE)
<code>gg</code>	Whether to use ggplot to create the graphs (default TRUE)
<code>file</code>	The name of the dot file to write: NA = none; "name" = use the name of the model
<code>returnStd</code>	Whether to return the standardized form of the model (default = FALSE)
<code>std</code>	Whether to show the standardized model (not implemented! TRUE)
<code>reduce</code>	Whether run and tabulate a complete model reduction...(Defaults to FALSE)
<code>CIs</code>	Confidence intervals (FALSE)
<code>report</code>	"markdown" or "html" = open a browser for copyable tables
<code>show</code>	not doing anything yet (required for all summary functions)
<code>...</code>	Optional additional parameters

Details

Note: see also [umxReduce\(\)](#) which knows how to reduce a GxE model.

Value

- optional [OpenMx::mxModel\(\)](#)

References

- <https://github.com/tbates/umx>, <https://tbates.github.io>

See Also

- [umxGxE\(\)](#), [umxReduce\(\)](#), [plot\(\)](#), [[umxSummary](#))] all work for IP, CP, GxE, and ACE models.

[[umxSummary](#)]): R:[umxSummary](#))

Other Summary functions: [umxSummary.MxModel\(\)](#), [umxSummaryACEcov\(\)](#), [umxSummaryCP\(\)](#), [umxSummaryIP\(\)](#), [umxSummaryMRDoC\(\)](#)

Examples

```
## Not run:
# The total sample has been subdivided into a young cohort,
# aged 18-30 years, and an older cohort aged 31 and above.
# Cohort 1 Zygosity is coded as follows 1 == MZ females 2 == MZ males
# 3 == DZ females 4 == DZ males 5 == DZ opposite sex pairs
require(umx)
data(twinData)
twinData$age1 = twinData$age2 = twinData$age
selDVs = c("bmi1", "bmi2")
selDefs = c("age1", "age2")
selVars = c(selDVs, selDefs)
mzData = subset(twinData, zygosity == "MZFF", selVars)
dzData = subset(twinData, zygosity == "DZMM", selVars)
# Exclude cases with missing Def
mzData = mzData[!is.na(mzData[selDefs[1]]) & !is.na(mzData[selDefs[2]]),]
dzData = dzData[!is.na(dzData[selDefs[1]]) & !is.na(dzData[selDefs[2]]),]
m1 = umxGxE(selDVs = "bmi", selDefs = "age", sep="", dzData = dzData, mzData = mzData)
# Plot Moderation
umxSummaryGxE(m1)
umxSummaryGxE(m1, location = "topright")
umxSummaryGxE(m1, separateGraphs = FALSE)

## End(Not run)
```

umxSummaryGxEbiv *Summarize a bivariate GxE twin model*

Description

umxSummaryGxEbiv summarizes a bivariate moderation model, as returned by [umxGxEbiv\(\)](#).

Usage

```
umxSummaryGxEbiv(
  model = NULL,
  digits = 2,
  xlab = NA,
  location = "topleft",
  separateGraphs = FALSE,
  file = getOption("umx_auto_plot"),
  comparison = NULL,
  std = NULL,
  reduce = FALSE,
  CIs = NULL,
  report = c("markdown", "html"),
  returnStd = NULL,
  ...
)
```

Arguments

model	A fitted umxGxEbiv() model to summarize
digits	round to how many digits (default = 2)
xlab	label for the x-axis of plot
location	default = "topleft"
separateGraphs	Std and raw plots in separate graphs? (default = FALSE)
file	The name of the dot file to write: NA = none; "name" = use the name of the model
comparison	mxCompare model with this model if offered up (default = NULL).
std	Whether to show the standardized model (not implemented! TRUE)
reduce	Whether to run and tabulate a complete model reduction...(Defaults to FALSE)
CIs	Confidence intervals (FALSE)
report	markdown or html (html opens in browser)
returnStd	Whether to return the standardized form of the model (default = FALSE)
...	Optional additional parameters

Value

- optional `OpenMx::mxModel()`

References

- <https://github.com/tbates/umx>, <https://tbates.github.io>

See Also

- `umxGxEbiv()`, `plot()`, `umxSummary()` work for IP, CP, GxE, and ACE models.

Other Twin Modeling Functions: `power.ACE.test()`, `umx`, `umxACE()`, `umxACEcov()`, `umxACEv()`, `umxCP()`, `umxDiffMZ()`, `umxDiscTwin()`, `umxDoC()`, `umxDoCp()`, `umxGxE()`, `umxGxE_window()`, `umxGxEbiv()`, `umxIP()`, `umxMRDoC()`, `umxReduce()`, `umxReduceACE()`, `umxReduceGxE()`, `umxRotate.MxModelCP()`, `umxSexLim()`, `umxSimplex()`, `umxSummarizeTwinData()`, `umxSummaryACE()`, `umxSummaryACEv()`, `umxSummaryDoC()`, `umxSummarySexLim()`, `umxSummarySimplex()`, `umxTwinMaker()`

Examples

```
data(twinData)
df = umx_scale_wide_twin_data(twinData, varsToScale = c("ht", "wt"), sep = "")
mzData = subset(df, zygosity %in% c("MZFF", "MZMM"))
dzData = subset(df, zygosity %in% c("DZFF", "DZMM", "DZOS"))

## Not run:
m1 = umxGxEbiv(selDVs = "wt", selDefs = "ht",
dzData = dzData, mzData = mzData, sep = "", dropMissingDef = TRUE)
# Plot Moderation
umxSummary(m1)
umxSummary(m1, location = "topright")
umxSummary(m1, separateGraphs = FALSE)

## End(Not run)
```

umxSummaryIP

Present the results of an independent-pathway twin model in table and graphical form

Description

Summarize a Independent Pathway model, as returned by `umxIP()`

Usage

```
umxSummaryIP(
  model,
  digits = 2,
  file = getOption("umx_auto_plot"),
  std = TRUE,
```

```

    showRg = FALSE,
    comparison = NULL,
    CIs = FALSE,
    returnStd = FALSE,
    report = c("markdown", "html"),
    ...
)

```

Arguments

model	A fitted <code>umxIP()</code> model to summarize
digits	round to how many digits (default = 2)
file	The name of the dot file to write: NA = none; "name" = use the name of the model
std	= Whether to show the standardized model (TRUE)
showRg	= whether to show the genetic correlations (FALSE)
comparison	Whether to run <code>mxCompare</code> on a comparison model (NULL)
CIs	Confidence intervals (F)
returnStd	Whether to return the standardized form of the model (default = FALSE)
report	how to display the results ("html" will open in browser as table)
...	Optional additional parameters

Value

- optional `OpenMx::mxModel()`

References

- <https://github.com/tbates/umx>, <https://tbates.github.io>

See Also

- `umxIP()`, `plot()`, `umxSummary()` work for IP, CP, GxE, SAT, and ACE models.

Other Summary functions: `umxSummary.MxModel()`, `umxSummaryACEcov()`, `umxSummaryCP()`, `umxSummaryGxE()`, `umxSummaryMRDoC()`

Examples

```

## Not run:
require(umx)
data(GFF) # family function and well-being data
mzData = subset(GFF, zyg_2grp == "MZ")
dzData = subset(GFF, zyg_2grp == "DZ")
selDVs = c("hap", "sat", "AD") # These will be expanded into "hap_T1" "hap_T2" etc.
m1 = umxIP(selDVs = selDVs, sep = "_T", dzData = dzData, mzData = mzData)
umxSummaryIP(m1)
plot(m1)

```



```
umxSummaryIP(m1, digits = 2, file = "Figure3", showRg = FALSE, CIs = TRUE);

## End(Not run)
```

umxSummaryMRDoC	<i>Present the results of a Mendelian Randomization Direction of Causation Model in a table</i>
-----------------	---

Description

Summarizes a MR Direction of Causation model, as returned by [umxMRDoC\(\)](#)

Usage

```
umxSummaryMRDoC(
  model,
  digits = 2,
  std = TRUE,
  CIs = FALSE,
  comparison = NULL,
  RMSEA_CI = FALSE,
  report = c("markdown", "html"),
  file = getOption("umx_auto_plot"),
  ...
)
```

Arguments

model	A fitted umxDoC() model to summarize
digits	Round to how many digits (default = 2)
std	Whether to show the standardized model (TRUE) (ignored: used extended = TRUE to get unstandardized)
CIs	Confidence intervals (default FALSE)
comparison	Run mxCompare on a comparison model (default NULL)
RMSEA_CI	Optionally compute CI on RMSEA.
report	Print tables to the console (as 'markdown'), or open in browser ('html')
file	The name of the dot file to write: NA = none; "name" = use the name of the model
...	Optional additional parameters

Value

- nothing

See Also

- `umxDoC()`, `plot()`, `umxSummary()` work for DoC models.

Other Summary functions: `umxSummary.MxModel()`, `umxSummaryACEcov()`, `umxSummaryCP()`, `umxSummaryGxE()`, `umxSummaryIP()`

<code>umxSummarySexLim</code>	<i>Shows a compact, publication-style, summary of a umx Sex Limitation model</i>
-------------------------------	--

Description

Summarize a fitted Cholesky model returned by `umxSexLim()`. Can control digits, report comparison model fits, optionally show the Rg (genetic and environmental correlations), and show confidence intervals. The report parameter allows drawing the tables to a web browser where they may readily be copied into non-markdown programs like Word.

Usage

```
umxSummarySexLim(
  model,
  digits = 2,
  file = getOption("umx_auto_plot"),
  comparison = NULL,
  std = TRUE,
  showRg = FALSE,
  CIs = TRUE,
  report = c("markdown", "html"),
  extended = FALSE,
  zero.print = ".",
  show = c("std", "raw"),
  returnStd = FALSE,
  ...
)
```

Arguments

<code>model</code>	a <code>umxSexLim()</code> model to summarize
<code>digits</code>	round to how many digits (default = 2)
<code>file</code>	The name of the dot file to write: "name" = use the name of the model. Defaults to NA = do not create plot output
<code>comparison</code>	you can run <code>mxCompare</code> on a comparison model (NULL)
<code>std</code>	Whether to standardize the output (default = TRUE)
<code>showRg</code>	= whether to show the genetic correlations (FALSE)
<code>CIs</code>	Whether to show Confidence intervals if they exist (T)

report	If "html", then open an html table of the results
extended	how much to report (FALSE)
zero.print	How to show zeros (".")
show	Here to support being called from generic xmu_safe_run_summary. User should ignore: can be c("std", "raw")
returnStd	Whether to return the standardized form of the model (default = FALSE)
...	Other parameters to control model summary

Details

See documentation for summary functions for other types of umx model here: [umxSummary\(\)](#).

Value

- optional `OpenMx::mxModel()`

References

- <https://tbates.github.io>, <https://github.com/tbates/umx>

See Also

- [umxSexLim\(\)](#), [umxPlotSexLim\(\)](#)

Other Twin Modeling Functions: [power.ACE.test\(\)](#), [umx](#), [umxACE\(\)](#), [umxACEcov\(\)](#), [umxACEv\(\)](#), [umxCP\(\)](#), [umxDiffMZ\(\)](#), [umxDiscTwin\(\)](#), [umxDoC\(\)](#), [umxDoCp\(\)](#), [umxGxE\(\)](#), [umxGxE_window\(\)](#), [umxGxEbiv\(\)](#), [umxIP\(\)](#), [umxMRDoC\(\)](#), [umxReduce\(\)](#), [umxReduceACE\(\)](#), [umxReduceGxE\(\)](#), [umxRotate.MxModelCP\(\)](#), [umxSexLim\(\)](#), [umxSimplex\(\)](#), [umxSummarizeTwinData\(\)](#), [umxSummaryACE\(\)](#), [umxSummaryACEv\(\)](#), [umxSummaryDoC\(\)](#), [umxSummaryGxEbiv\(\)](#), [umxSummarySimplex\(\)](#), [umxTwinMaker\(\)](#)

Examples

```
## Not run:
# =====
# = Beta: Should be good to use for Boulder/March 2020 =
# =====

# =====
# = Run Qualitative Sex Differences ACE model =
# =====

# =====
# = Load and Process Data =
# =====
require(umx)
umx_set_optimizer("SLSQP")
data("us_skinfold_data")
# rescale vars
us_skinfold_data[, c('bic_T1', 'bic_T2')] = us_skinfold_data[, c('bic_T1', 'bic_T2')]/3.4
us_skinfold_data[, c('tri_T1', 'tri_T2')] = us_skinfold_data[, c('tri_T1', 'tri_T2')]/3
```

```

us_skinfold_data[, c('caf_T1', 'caf_T2')] = us_skinfold_data[, c('caf_T1', 'caf_T2')]/3
us_skinfold_data[, c('ssc_T1', 'ssc_T2')] = us_skinfold_data[, c('ssc_T1', 'ssc_T2')]/5
us_skinfold_data[, c('sil_T1', 'sil_T2')] = us_skinfold_data[, c('sil_T1', 'sil_T2')]/5

# Variables for Analysis
selDVs = c('ssc','sil','caf','tri','bic')
# Data for each of the 5 twin-type groups
mzmData = subset(us_skinfold_data, zyg == 1)
mzfData = subset(us_skinfold_data, zyg == 2)
dzmData = subset(us_skinfold_data, zyg == 3)
dzfData = subset(us_skinfold_data, zyg == 4)
dzoData = subset(us_skinfold_data, zyg == 5)

# =====
# = Bivariate example =
# =====

selDVs = c('tri','bic')
m1 = umxSexLim(selDVs = selDVs, sep = "_T", A_or_C = "A", tryHard = "yes",
mzmData = mzmData, dzmData = dzmData,
mzfData = mzfData, dzfData = dzfData,
dzoData = dzoData
)
umxSummary(m1, file = NA);

# =====
# = Switch to C =
# =====
m1 = umxSexLim(selDVs = selDVs, sep = "_T", A_or_C = "C", tryHard = "yes",
mzmData = mzmData, dzmData = dzmData,
mzfData = mzfData, dzfData = dzfData,
dzoData = dzoData
)

## End(Not run)

```

umxSummarySimplex

Shows a compact, publication-style, summary of a Simplex model.

Description

Summarize a fitted Simplex model returned by `umxSimplex()`. Can control digits, report comparison model fits, optionally show the Rg (genetic and environmental correlations), and show confidence intervals. the report parameter allows drawing the tables to a web browser where they may readily be copied into non-markdown programs like Word.

Usage

```
umxSummarySimplex(
  model,
```

```

    digits = 2,
    file = getOption("umx_auto_plot"),
    comparison = NULL,
    std = TRUE,
    showRg = FALSE,
    CIs = TRUE,
    report = c("markdown", "html"),
    returnStd = FALSE,
    extended = FALSE,
    zero.print = ".",
    show = c("std", "raw"),
    ...
)

```

Arguments

model	an OpenMx::mxModel() to summarize
digits	round to how many digits (default = 2)
file	The name of the dot file to write: "name" = use the name of the model. Defaults to NA = no plot.
comparison	you can run mxCompare on a comparison model (default = NULL)
std	Whether to standardize the output (default = TRUE)
showRg	(T/F) Whether to show the genetic correlations (default = FALSE)
CIs	Whether to show Confidence intervals if they exist (default = TRUE)
report	If "html", then open an html table of the results (default = 'markdown')
returnStd	Whether to return the standardized form of the model (default = FALSE)
extended	how much to report (default = FALSE)
zero.print	How to show zeros (default = ".")
show	Here to support being called from generic xmu_safe_run_summary . User should ignore: can be c("std", "raw")
...	Other parameters to control model summary

Details

See documentation for other umx models here: [umxSummary\(\)](#).

Value

- optional [OpenMx::mxModel\(\)](#)

References

- <https://tbates.github.io>, <https://github.com/tbates/umx>

See Also

- [umxSimplex\(\)](#)

Other Twin Modeling Functions: [power.ACE.test\(\)](#), [umx](#), [umxACE\(\)](#), [umxACEcov\(\)](#), [umxACEv\(\)](#), [umxCP\(\)](#), [umxDiffMZ\(\)](#), [umxDiscTwin\(\)](#), [umxDoC\(\)](#), [umxDoCp\(\)](#), [umxGxE\(\)](#), [umxGxE_window\(\)](#), [umxGxEbiv\(\)](#), [umxIP\(\)](#), [umxMRDoC\(\)](#), [umxReduce\(\)](#), [umxReduceACE\(\)](#), [umxReduceGxE\(\)](#), [umxRotate.MxModelCP\(\)](#), [umxSexLim\(\)](#), [umxSimplex\(\)](#), [umxSummarizeTwinData\(\)](#), [umxSummaryACE\(\)](#), [umxSummaryACEv\(\)](#), [umxSummaryDoC\(\)](#), [umxSummaryGxEbiv\(\)](#), [umxSummarySexLim\(\)](#), [umxTwinMaker\(\)](#)

Examples

```
## Not run:
# 4 time model
# Select Data
data(iqdat)
mzData <- subset(iqdat, zygoty == "MZ")
dzData <- subset(iqdat, zygoty == "DZ")
vars = c("IQ_age1", "IQ_age2", "IQ_age3", "IQ_age4")
m1= umxSimplex(selDVs= vars, sep= "_T", dzData= dzData, mzData= mzData, tryHard= "yes")
umxSummary(m1, file = NA);

## End(Not run)
```

umxSuperModel

Make a multi-group model

Description

umxSuperModel takes 1 or more models and wraps them in a supermodel with a [OpenMx::mxFitFunctionMultigroup\(\)](#) fit function that minimizes the sum of the fits of the sub-models.

note: Any duplicate model-names are renamed to be unique by suffixing `_1` etc.

Usage

```
umxSuperModel(
  name = "super",
  ...,
  autoRun = getOption("umx_auto_run"),
  tryHard = c("no", "yes", "ordinal", "search"),
  std = FALSE
)
```

Arguments

name	The name for the container model (default = 'super')
...	Models forming the multiple groups contained in the supermodel.
autoRun	Whether to run the model (default), or just to create it and return without running.

tryHard	Default ('no') uses normal mxRun. "yes" uses mxTryHard. Other options: "ordinal", "search"
std	Show standardized parameters, raw (default), or just the fit indices (null)

Value

- `OpenMx::mxModel()`

References

- <https://github.com/tbates/umx>, <https://tbates.github.io>

See Also

- `OpenMx::mxFitFunctionMultigroup()`, `umxRAM()`

Other Core Model Building Functions: `umx`, `umxMatrix()`, `umxModify()`, `umxPath()`, `umxRAM()`

Examples

```
## Not run:
library(umx)
# Create two sets of data in which X & Y correlate ~ .4 in both datasets.
manifests = c("x", "y")
tmp = umx_make_TwinData(nMZpairs = 100, nDZpairs = 150,
AA = 0, CC = .4, EE = .6, varNames = manifests)

# Group 1
grp1 = tmp[tmp$zygosity == "MZ", manifests]
g1Data = mxData(cov(grp1), type = "cov", numObs = nrow(grp1), means=umx_means(grp1))

# Group 2
grp2 = tmp[tmp$zygosity == "DZ", manifests]
g2Data = mxData(cov(grp2), type = "cov", numObs = nrow(grp2), means=umx_means(grp2))

# Model 1 (could add autoRun = FALSE if you don't want to run this as it is being built)
m1 = umxRAM("m1", data = g1Data,
umxPath("x", to = "y", labels = "beta"),
umxPath(var = manifests, labels = c("Var_x", "Resid_y_grp1")),
umxPath(means = manifests, labels = c("Mean_x", "Mean_y"))
)

# Model 2
m2 = umxRAM("m2", data = g2Data,
umxPath("x", to = "y", labels = "beta"),
umxPath(var = manifests, labels=c("Var_x", "Resid_y_grp2")),
umxPath(means = manifests, labels=c("Mean_x", "Mean_y"))
)

# Place m1 and m2 into a supermodel, and autoRun it
# NOTE: umxSummary is only semi-smart/certain enough to compute saturated models etc
```

```

# and report multiple groups correctly.

m3 = umxSuperModel('top', m1, m2)

umxSummary(m3, std= TRUE)

# |name          | Std.Estimate| Std.SE|CI
# |:-----:|:-----:|:-----:|:-----:|
# |beta         |          0.51|  0.05|0.51 [0.41, 0.61] |
# |Var_x        |          1.00|  0.00|1 [1, 1] |
# |Resid_y_grp1 |          0.74|  0.05|0.74 [0.64, 0.84] |
# |beta         |          0.50|  0.05|0.5 [0.41, 0.6] |
# |Var_x        |          1.00|  0.00|1 [1, 1] |
# |Resid_y_grp2 |          0.75|  0.05|0.75 [0.65, 0.84] |

summary(m3)

# =====
# = Test models with duplicate names =
# =====
data(GFF)
mzData = subset(GFF, zyg_2grp == "MZ")
dzData = subset(GFF, zyg_2grp == "DZ")
selDVs = c("gff", "fc", "qol")
m1 = umxCP(selDVs= selDVs, nFac= 1, dzData= dzData, mzData= mzData, sep= "_T", autoRun= TRUE)
m2 = mxRename(m1, "CP2")
umxModelNames(m1) # "top" "MZ" "DZ"
umxModelNames(m2) # "top" "MZ" "DZ"
super = umxSuperModel("myModel", m1, m2, autoRun = TRUE)
umxModelNames(super)

## End(Not run)

```

umxThresholdMatrix *Create the threshold matrix needed for modeling ordinal data.*

Description

High-level helper for ordinal modeling. Creates, labels, and sets smart-starts for this complex set of an algebra and matrices. Big time saver!

Usage

```

umxThresholdMatrix(
  df,
  fullVarNames = NULL,
  sep = NULL,
  method = c("Mehta", "allFree"),
  threshMatName = "threshMat",
  l_u_bound = c(NA, NA),

```



```

    droplevels = FALSE,
    verbose = FALSE,
    selDVs = "deprecated"
  )

```

Arguments

df	The data being modeled (to allow access to the factor levels and quantiles within these for each variable)
fullVarNames	The variable names. Note for twin data, just the base names, which sep will be used to fill out.
sep	(e.g. "_T") Required for wide (twin) data. It is used to break the base names out from their numeric suffixes.
method	How to implement the thresholds: Mehta, (1 free thresh for binary, first two fixed for ordinal) or "allFree"
threshMatName	name of the matrix which is returned. Defaults to "threshMat" - best not to change it.
l_u_bound	c(NA, NA) by default, you can use this to bound the first (base) threshold.
droplevels	Whether to drop levels with no observed data (defaults to FALSE)
verbose	How much to say about what was done. (defaults to FALSE)
selDVs	deprecated. Use "fullVarNames"

Details

We often need to model ordinal data: sex, low-med-hi, depressed/normal, etc., A useful conceptual strategy to handle these data is to build a standard model for normally-varying data and then to threshold this normal distribution to generate the observed data. Thus an observation of "depressed" is modeled as a high score on the latent normally distributed trait, with thresholds set so that only scores above this threshold (1-minus the number of categories) reach the criteria for the diagnosis.

Making this work can require fixing the first 2 thresholds of ordinal data, or fixing both the mean and variance of a latent variable driving binary data, in order to estimate its one-free parameter: where to place the single threshold separating low from high cases.

The function returns a 3-item list consisting of:

1. A thresholdsAlgebra (named threshMatName)
2. A matrix of deviations for the thresholds (deviations_for_thresh)
3. A lower matrix of ones (lowerOnes_for_thresh)

Twin Data

With twin data, make sure to provide the **full names** for twin data... this is not standard I know...

For twins (the function currently handles only pairs), the thresholds are equated for both twins using labels:

\$labels

```

  obese_T1      obese_T2

```

```

dev_1 "obese_dev1" "obese_dev1"

```

Value

- list of thresholds matrix, deviations, lowerOnes

References

- <https://tbates.github.io>, <https://github.com/tbates/umx>

See Also

[OpenMx::mxThreshold\(\)](#)

Other Advanced Model Building Functions: [umx](#), [umxAlgebra\(\)](#), [umxFixAll\(\)](#), [umxJiggle\(\)](#), [umxRun\(\)](#), [umxUnexplainedCausalNexus\(\)](#), [xmuLabel\(\)](#), [xmuValues\(\)](#)

Examples

```
# =====
# = Simple non-twin examples =
# =====

# data: 1 2-level ordered factor
x = data.frame(ordered(rbinom(100,1,.5))); names(x) = c("x")

tmp = umxThresholdMatrix(x, fullVarNames = "x")
# The lower ones matrix (all fixed)
tmp[[1]]$values
tmp[[1]]$free

# The deviations matrix
tmp[[2]]$values
tmp[[2]]$labels # note: for twins, labels will be equated across twins

# The algebra that adds the deviations to create thresholds:
tmp[[3]]$formula

# Example of a warning to not omit the variable names
# tmp = umxThresholdMatrix(x)
# Polite message: For coding safety, when calling umxThresholdMatrix, set fullVarNames...

# One ordered factor with 5-levels
x = cut(rnorm(100), breaks = c(-Inf,.2,.5, .7, Inf)); levels(x) = 1:5
x = data.frame(ordered(x)); names(x) <- c("x")
tmp = umxThresholdMatrix(x, fullVarNames = "x")
tmp[[2]]$name
tmp[[2]]$free # last one is free.. (method = Mehta)

tmp = umxThresholdMatrix(x, fullVarNames = "x", l_u_bound= c(-1,1))
tmp[[2]]$lbound # bounds applied to base threshold

# =====
# = Binary example with twin data =
# =====
```

```

# =====
# = Create a series of binary and ordinal columns to work with =
# =====
data(twinData)

# Make "obese" variable with ~20% subjects categorised as obese
obesityLevels = c('normal', 'obese')
cutPoints      = quantile(twinData[, "bmi1"], probs = .2, na.rm = TRUE)
twinData$obese1 = cut(twinData$bmi1, breaks = c(-Inf, cutPoints, Inf), labels = obesityLevels)
twinData$obese2 = cut(twinData$bmi2, breaks = c(-Inf, cutPoints, Inf), labels = obesityLevels)
# Step 2: Make the ordinal variables into umxFactors (ordered, with the levels found in the data)
selVars = c("obese1", "obese2")
twinData[, selVars] = umxFactor(twinData[, selVars])

# Example 1
# use verbose = TRUE to see informative messages
tmp = umxThresholdMatrix(twinData, fullVarNames = selVars, sep = "", verbose = TRUE)

# =====
# = Ordinal (n categories > 2) example =
# =====
# Repeat for three-level weight variable
obesityLevels = c('normal', 'overweight', 'obese')
cutPoints = quantile(twinData[, "bmi1"], probs = c(.4, .7), na.rm = TRUE)
twinData$obeseTri1 = cut(twinData$bmi1, breaks = c(-Inf, cutPoints, Inf), labels = obesityLevels)
twinData$obeseTri2 = cut(twinData$bmi2, breaks = c(-Inf, cutPoints, Inf), labels = obesityLevels)
selDVs = "obeseTri"; selVars = tvars(selDVs, sep = "", suffixes = 1:2)
twinData[, selVars] = umxFactor(twinData[, selVars])
tmp = umxThresholdMatrix(twinData, fullVarNames = selVars, sep = "", verbose = TRUE)

# =====
# = Mix of all three kinds example (and a 4-level trait) =
# =====
obesityLevels = c('underWeight', 'normal', 'overweight', 'obese')
cutPoints = quantile(twinData[, "bmi1"], probs = c(.25, .4, .7), na.rm = TRUE)
twinData$obeseQuad1 = cut(twinData$bmi1, breaks = c(-Inf, cutPoints, Inf), labels = obesityLevels)
twinData$obeseQuad2 = cut(twinData$bmi2, breaks = c(-Inf, cutPoints, Inf), labels = obesityLevels)
selVars = c("obeseQuad1", "obeseQuad2")
twinData[, selVars] = umxFactor(twinData[, selVars])

selDVs = c("bmi", "obese", "obeseTri", "obeseQuad")
tmp = umxThresholdMatrix(twinData, fullVarNames = tvars(selDVs, sep = ""), sep = "", verbose = TRUE)
# The lower ones matrix (all fixed)
tmp[[1]]$values
# The deviations matrix
tmp[[2]]$values
tmp[[2]]$labels # note labels are equated across twins
# Check to be sure twin-1 column labels same as twin-2
tmp[[2]]$labels[,2]==tmp[[2]]$labels[,4]

# The algebra that assembles these into thresholds:

```

```

tmp[[3]]$formula
# =====
# = Example with method = allFree =
# =====

tmp = umxThresholdMatrix(twinData, fullVarNames = tvars(selDVs, sep= ""), sep = "",
method = "allFree")
all(tmp[[2]]$free)

```

umxTwinMaker

Make a twin model from the model describing just one person

Description

umx_path2twin takes a collection of paths describing the model for 1 person and returns a completed twin model. This consists of a [umxSuperModel\(\)](#) containing MZ and DZ [umxRAM\(\)](#) models.

Pass into umxTwinMaker:

1. A list of paths making up the twin 1 model
2. In t1_t2links, a vector describing the component relationships connecting twin 1 to twin 2 (The default here is 1 and .5 for the a, and, for c and e are 1 and 0 in both groups, respectively).

Details

Some rules. All labels are expanded with a twin suffix: so "var1" -> "var1_T1" etc. so you provide the person-model using just the base name (and tell [umxTwinMaker\(\)](#) how to expand it by providing a separator string).

Rule 2: The latent a, c, and e latent variables must be labelled to match the base name given in t1_t2links. To avoid clashes, variables must not match the numbered variables in t1_t2links - by default names like "a1" are reserved for ace.

Usage

```

umxTwinMaker(
  name = "m1",
  paths,
  t1_t2links = list(a = c(1, 0.5), c = c(1, 1), e = c(0, 0)),
  mzData = NULL,
  dzData = NULL,
  sep = "_T",
  autoRun = getOption("umx_auto_run")
)

```

Arguments

name	The name for the resulting <code>umxSuperModel()</code> (Default "m1").
paths	A vector of <code>umxPath()</code> s describing one person.
t1_t2links	base name (and values) of paths that covary between T1 and T2. Default: <code>c('a'=c(1,.5), 'c'=c(1,1), 'e'=c(0,0))</code>
mzData	Data for MZ twins.
dzData	Data for DZ twins.
sep	The separator used to create twin 1 and 2 names (Default "_T")
autoRun	Whether to run the supermodel before returning it.

Value

- `umxSuperModel()`

References

- [tutorials](#), [github](#)

See Also

- `umxRAM()`, `umxSuperModel()`, `umxPath()`

Other Twin Modeling Functions: `power.ACE.test()`, `umx`, `umxACE()`, `umxACEcov()`, `umxACEv()`, `umxCP()`, `umxDiffMZ()`, `umxDiscTwin()`, `umxDoC()`, `umxDoCp()`, `umxGxE()`, `umxGxE_window()`, `umxGxEbiv()`, `umxIP()`, `umxMRDoC()`, `umxReduce()`, `umxReduceACE()`, `umxReduceGxE()`, `umxRotate.MxModelCP()`, `umxSexLim()`, `umxSimplex()`, `umxSummarizeTwinData()`, `umxSummaryACE()`, `umxSummaryACEv()`, `umxSummaryDoC()`, `umxSummaryGxEbiv()`, `umxSummarySexLim()`, `umxSummarySimplex()`

Examples

```
## Not run:
# We'll make some ACE models, but first, let's clean up the twinData
# set for analysis
# 1. Add a separator to the twin variable names (with sep = "_T")
# 2. Scale the data so it's easier for the optimizer.
data(twinData)
tmp = umx_make_twin_data_nice(data=twinData, sep="", zygosity="zygosity", numbering=1:2)
tmp = umx_scale_wide_twin_data(varsToScale= c("wt", "ht"), sep= "_T", data= tmp)
mzData = subset(tmp, zygosity %in% c("MZFF", "MZMM"))
dzData = subset(tmp, zygosity %in% c("DZFF", "DZMM"))

# =====
# = Make an ACE twin model =
# =====
# 1. Define paths for *one* person:
paths = c(
  umxPath(v1m0 = c("a1", 'c1', "e1")),
  umxPath(means = c("wt")),
  umxPath(c("a1", 'c1', "e1"), to = "wt", values=.2)
```

```

)
# 2. Make a twin model from the paths for one person
m1 = umxTwinMaker("test", paths, mzData = mzData, dzData= dzData)
plot(m1, std= TRUE, means= FALSE)

# 3. comparison with umxACE...
m2 = umxACE(selDVs="wt", mzData = mzData, dzData=dzData, sep="_T")

# =====
# = Bivariate example =
# =====
latents = paste0(rep(c("a", "c", "e"), each = 2), 1:2)
biv = c(
  umxPath(v1m0 = latents),
  umxPath(mean = c("wt", "ht")),
  umxPath(fromEach = c("a1", 'c1', "e1"), to = c("ht", "wt")),
  umxPath(c("a2", 'c2', "e2"), to = "wt")
)
tmp= umxTwinMaker(paths= biv, mzData = mzData, dzData= dzData)
plot(tmp, means=FALSE)

# How to use latents other than a, c, and e: define in t1_t2links
paths = c(
  umxPath(v1m0 = c("as1", 'c1', "e1")),
  umxPath(means = c("wt")),
  umxPath(c("as1", 'c1', "e1"), to = "wt", values=.2)
)
m1 = umxTwinMaker("test", paths, mzData = mzData, dzData= dzData,
t1_t2links = list('as'=c(1, .5), 'c'=c(1, 1), 'e'=c(0, 0))
)

## End(Not run)

```

umxTwoStage

Build a SEM implementing the instrumental variable design

Description

umxMR (umxTwoStage) implements a Mendelian randomization or instrumental variable Structural Equation Model. For ease of learning, the parameters follow the `tsls()` function in the `sem` package.

Usage

```

umxTwoStage(
  formula = Y ~ X,
  instruments = ~qtl,
  data,

```

```

std = FALSE,
subset,
contrasts = NULL,
name = "IV_model",
tryHard = c("no", "yes", "ordinal", "search"),
...
)

```

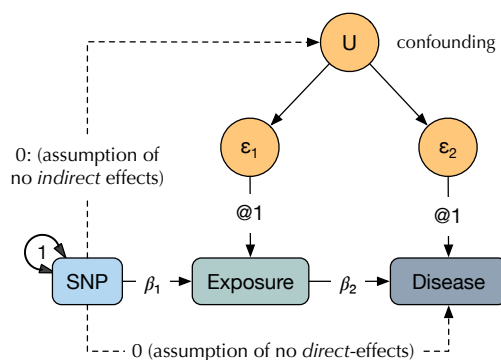
Arguments

formula	The structural equation to be estimated (default = $Y \sim X$). A constant is implied if not explicitly deleted.
instruments	A one-sided formula specifying instrumental variables (default = <code>qtl</code>).
data	Frame containing the variables in the model.
std	Standardize the manifests before running model (default is FALSE)
subset	(optional) vector specifying a subset of observations to be used in fitting the model.
contrasts	An optional list (not supported)
name	The model name (default is "IVmodel")
tryHard	Default ('no') uses normal <code>mxRun</code> . "yes" uses <code>mxTryHard</code> . Other options: "ordinal", "search"
...	arguments to be passed along. (not supported)

Details

The example is a **Mendelian Randomization** analysis showing the utility of SEM over two-stage regression.

The following figure shows how the MR model appears as a path diagram:



Value

- `OpenMx::mxModel()`

References

- Fox, J. (1979) Simultaneous equation models and two-stage least-squares. In Schuessler, K. F. (ed.) *Sociological Methodology*, Jossey-Bass.
- Greene, W. H. (1993) *Econometric Analysis*, Second Edition, Macmillan.
- Sekula, P., Del Greco, M. F., Pattaro, C., & Kottgen, A. (2016). Mendelian Randomization as an Approach to Assess Causality Using Observational Data. *Journal of the American Society of Nephrology*, **27**, 3253-3265. doi:10.1681/ASN.2016010098

See Also

- `umx_make_MR_data()`, `umxDiffMZ()`, `umxDoC()`, `umxDiscTwin()`

Other Super-easy helpers: `umx`, `umxEFA()`

Examples

```
## Not run:
# =====
# = Mendelian Randomization analysis =
# =====

library(umx)
df = umx_make_MR_data(10e4, Vqtl = 0.02, bXY = 0.1, bUX = 0.5, bUY = 0.5, pQTL = 0.5)
m1 = umxMR(Y ~ X, instruments = ~ qtl, data = df)
parameters(m1)
plot(m1, means = FALSE, min="") # help DiagramMR layout the plot.
m2 = umxModify(m1, "qtl_to_X", comparison=TRUE, tryHard="yes", name="QTL_affects_X") # yip
m3 = umxModify(m1, "X_to_Y", comparison=TRUE, tryHard="yes", name="X_affects_Y") # yip
plot(m3, means = FALSE)

# Errant analysis using ordinary least squares regression (WARNING this result is CONFOUNDED!!)
ols1 = lm(Y ~ X, data = df); coef(ols1) # Inflated .35 effect of X on Y
ols2 = lm(Y ~ X + U, data = df); coef(ols2) # Controlling U reveals the true 0.1 beta weight

# Simulate date with no causal X -> Y effect.
df = umx_make_MR_data(10e4, Vqtl = 0.02, bXY = 0, bUX = 0.5, bUY = 0.5, pQTL = 0.5)
m1 = umxMR(Y ~ X, instruments = ~ qtl, data = df)
parameters(m1)

# =====
# = Now with sem::tsls =
# =====
# libs("sem")
m2 = sem::tsls(formula = Y ~ X, instruments = ~ qtl, data = df)
coef(m2)

# Try with missing value for one subject: A benefit of the FIML approach in OpenMx.
m3 = tsls(formula = Y ~ X, instruments = ~ qtl, data = (df[1, "qtl"] = NA))

## End(Not run)
```

umxUnexplainedCausalNexus
umxUnexplainedCausalNexus

Description

umxUnexplainedCausalNexus report the effect of a change (delta) in a variable (from) on an output (to)

Usage

```
umxUnexplainedCausalNexus(from, delta, to, model = NULL)
```

Arguments

from	A variable in the model for which you want to compute the effect of a change.
delta	A the amount to simulate changing 'from' by.
to	The dependent variable that you want to watch changing.
model	The model containing variables from and to.

References

- <https://github.com/tbates/umx/>

See Also

- [OpenMx::mxCheckIdentification\(\)](#), [umxCompare\(\)](#)

Other Advanced Model Building Functions: [umx](#), [umxAlgebra\(\)](#), [umxFixAll\(\)](#), [umxJiggle\(\)](#), [umxRun\(\)](#), [umxThresholdMatrix\(\)](#), [xmuLabel\(\)](#), [xmuValues\(\)](#)

Examples

```
## Not run:  
umxUnexplainedCausalNexus(from="yrsEd", delta = .5, to = "income35", model)  
  
## End(Not run)
```

umxVersion	<i>Get or print the version of umx, along with detail from OpenMx and general system info.</i>
------------	--

Description

umxVersion returns the version information for umx, and for OpenMx and R. Essential for bug-reports! This function can also test for a minimum version.

Usage

```
umxVersion(
  model = NULL,
  min = NULL,
  verbose = TRUE,
  return = c("umx_vers", "OpenMx_vers")
)
```

Arguments

model	Optional to show optimizer in this model
min	Optional minimum version string to test for, e.g. '2.7.0' (Default = NULL).
verbose	= TRUE
return	Which package (umx or OpenMx) to 'return' version info for (Default = umx).

Value

- `OpenMx::mxModel()`

References

- <https://github.com/tbates/umx>, <https://tbates.github.io>

See Also

- `packageVersion()`, `install.OpenMx()`

Other Miscellaneous Utility Functions: `install.OpenMx()`, `libs()`, `qm()`, `umx`, `umxLav2RAM()`, `umxModelNames()`, `umxRAM2Lav()`, `umx_array_shift()`, `umx_find_object()`, `umx_lower.tri()`, `umx_msg()`, `umx_open_CRAN_page()`, `umx_pad()`, `umx_print()`

Examples

```
x = umxVersion(); x
```

umxWeightedAIC	<i>AIC weight-based conditional probabilities.</i>
----------------	--

Description

Returns the best model by AIC, and computes the probabilities according to AIC weight-based conditional probabilities (Wagenmakers & Farrell, 2004).

Usage

```
umxWeightedAIC(models, digits = 2)
```

Arguments

models	a list of models to compare.
digits	(default 2)

Value

- Best model

References

- Wagenmakers E.J., Farrell S. (2004), 192-196. AIC model selection using Akaike weights. *Psychonomic Bulletin and Review*. **11**, 192-196. <https://pubmed.ncbi.nlm.nih.gov/15117008/>

See Also

- [AIC\(\)](#)

Other Miscellaneous Stats Functions: [FishersMethod\(\)](#), [SE_from_p\(\)](#), [geometric_mean\(\)](#), [harmonic_mean\(\)](#), [oddsratio\(\)](#), [reliability\(\)](#), [umx](#), [umxCov2cor\(\)](#), [umxHetCor\(\)](#), [umxParan\(\)](#), [umx_apply\(\)](#), [umx_cor\(\)](#), [umx_means\(\)](#), [umx_r_test\(\)](#), [umx_round\(\)](#), [umx_scale\(\)](#), [umx_var\(\)](#)

Examples

```
l1 = lm(mpg~ wt + disp, data=mtcars)
l2 = lm(mpg~ wt, data=mtcars)
umxWeightedAIC(models = list(l1, l2))
```

umx_aggregate

*Convenient formula-based cross-tabs & built-in summary functions***Description**

A common task is preparing summary tables, aggregating over some grouping factor. Like mean and sd of age, by sex. R's `aggregate()` function is useful and powerful, allowing xtabs based on a formula.

`umx_aggregate` makes using it a bit easier. In particular, it has some common functions for summarizing data built-in, like "mean (sd)" (the default).

```
umx_aggregate(mpg ~ cyl, data = mtcars, what = "mean_sd")
```

cyl	mpg
4 (n = 11)	26.66 (4.51)
6 (n = 7)	19.74 (1.45)
8 (n = 14)	15.1 (2.56)

Usage

```
umx_aggregate(
  formula = DV ~ condition,
  data = df,
  what = c("mean_sd", "n"),
  digits = 2,
  report = c("markdown", "html", "txt")
)
```

Arguments

<code>formula</code>	The aggregation formula. e.g., DV ~ condition.
<code>data</code>	frame to aggregate (defaults to df for common case)
<code>what</code>	function to use. Default reports "mean (sd)".
<code>digits</code>	to round results to.
<code>report</code>	Format for the table: Default is markdown.

Value

- table

References

- <https://github.com/tbates/umx>, <https://tbates.github.io>

See Also

- [umx_apply\(\)](#), [aggregate\(\)](#)

Other Reporting Functions: [umx](#), [umxAPA\(\)](#), [umxFactorScores\(\)](#), [umxGetLatents\(\)](#), [umxGetManifests\(\)](#), [umxGetModel\(\)](#), [umxGetParameters\(\)](#), [umxParameters\(\)](#), [umx_time\(\)](#)

Examples

```
# =====
# = Basic use, compare with aggregate =
# =====
aggregate(mpg ~ cyl, FUN = mean, na.rm = TRUE, data = mtcars)
umx_aggregate(mpg ~ cyl, data = mtcars)

# =====
# = Use different (or user-defined) functions =
# =====
umx_aggregate(mpg ~ cyl, data = mtcars, what = "n")
umx_aggregate(mpg ~ cyl, data = mtcars, what = function(x){sum(!is.na(x))})

# turn off markdown
umx_aggregate(mpg ~ cyl, data = mtcars, report = "txt")

# =====
# = More than one item on the left hand side =
# =====
umx_aggregate(cbind(mpg, qsec) ~ cyl, data = mtcars, digits = 3)
# Transpose table
t(umx_aggregate(cbind(mpg, qsec) ~ cyl, data = mtcars))

## Not run:
umx_aggregate(cbind(moodAvg, mood) ~ condition, data = study1)

## End(Not run)
```

umx_APA_pval

Round p-values according to APA guidelines

Description

umx_APA_pval formats p-values, rounded in APA style. So you get '< .001' instead of .000000002 or 1.00E-09.

You probably would be better off using [umxAPA\(\)](#), which handles many more object types.

You set the precision with digits. Optionally, you can add '=' '<' etc. The default for addComparison (NA) adds these when needed.

Usage

```
umx_APA_pval(p, min = 0.001, digits = 3, addComparison = NA)
```

Arguments

<code>p</code>	The p-value to round
<code>min</code>	Values below min will be reported as "< min"
<code>digits</code>	Number of decimals to which to round (default = 3)
<code>addComparison</code>	Whether to add '=' '<' etc. (NA adds when needed)

Value

- p-value formatted in APA style

See Also

- [umxAPA\(\)](#), [round\(\)](#)

Other xmu internal not for end user: [umxModel\(\)](#), [umxRenameMatrix\(\)](#), [umx_fun_mean_sd\(\)](#), [umx_get_bracket_addresses\(\)](#), [umx_make\(\)](#), [umx_standardize\(\)](#), [umx_string_to_algebra\(\)](#), [xmuHasSquareBrackets\(\)](#), [xmuLabel_MATRIX_Model\(\)](#), [xmuLabel_Matrix\(\)](#), [xmuLabel_RAM_Model\(\)](#), [xmuMI\(\)](#), [xmuMakeDeviationThresholdsMatrices\(\)](#), [xmuMakeOneHeadedPathsFromPathList\(\)](#), [xmuMakeTwoHeadedPathsFromPathList\(\)](#), [xmuMaxLevels\(\)](#), [xmuMinLevels\(\)](#), [xmuPropagateLabels\(\)](#), [xmuRAM2Ordinal\(\)](#), [xmuTwinSuper_Continuous\(\)](#), [xmuTwinSuper_NoBinary\(\)](#), [xmuTwinUpgradeMeansToCovariateModel\(\)](#), [xmu_CI_merge\(\)](#), [xmu_CI_stash\(\)](#), [xmu_DF_to_mxData_TypeCov\(\)](#), [xmu_PadAndPruneForDefVars\(\)](#), [xmu_bracket_address2rclabel\(\)](#), [xmu_cell_is_on\(\)](#), [xmu_check_levels_identical\(\)](#), [xmu_check_needs_means\(\)](#), [xmu_check_variance\(\)](#), [xmu_clean_label\(\)](#), [xmu_data_missing\(\)](#), [xmu_data_swap_a_block\(\)](#), [xmu_describe_data_WLS\(\)](#), [xmu_dot_make_paths\(\)](#), [xmu_dot_make_residuals\(\)](#), [xmu_dot_maker\(\)](#), [xmu_dot_move_ranks\(\)](#), [xmu_dot_rank_str\(\)](#), [xmu_extract_column\(\)](#), [xmu_get_CI\(\)](#), [xmu_lavaan_process_group\(\)](#), [xmu_make_TwinSuperModel\(\)](#), [xmu_make_bin_cont_pair_data\(\)](#), [xmu_make_mxData\(\)](#), [xmu_match.arg\(\)](#), [xmu_name_from_lavaan_str\(\)](#), [xmu_path2twin\(\)](#), [xmu_path_regex\(\)](#), [xmu_print_algebras\(\)](#), [xmu_rclabel_2_bracket_address\(\)](#), [xmu_relevel_factors\(\)](#), [xmu_safe_run_summary\(\)](#), [xmu_set_sep_from_suffi](#), [xmu_show_fit_or_comparison\(\)](#), [xmu_simplex_corner\(\)](#), [xmu_standardize_ACE\(\)](#), [xmu_standardize_ACEcov\(\)](#), [xmu_standardize_ACEv\(\)](#), [xmu_standardize_CP\(\)](#), [xmu_standardize_IP\(\)](#), [xmu_standardize_RAM\(\)](#), [xmu_standardize_SexLim\(\)](#), [xmu_standardize_Simplex\(\)](#), [xmu_start_value_list\(\)](#), [xmu_starts\(\)](#), [xmu_summary_RAM_group_parameters\(\)](#), [xmu_twin_add_WeightMatrices\(\)](#), [xmu_twin_check\(\)](#), [xmu_twin_get_var_names\(\)](#), [xmu_twin_make_def_means_mats_and_alg\(\)](#), [xmu_twin_upgrade_selDvs2SelVars\(\)](#)

Examples

```
umx_APA_pval(.052347)
umx_APA_pval(1.23E-3)
umx_APA_pval(1.23E-4)
umx_APA_pval(c(1.23E-3, .5))
umx_APA_pval(c(1.23E-3, .5), addComparison = TRUE)
```

`umx_apply``umx_apply`

Description

Tries to make apply more readable. so "mean of x by columns", instead of "of x, by 2, mean" Other functions to think of include: `cumsum()`, `rowSums()`, `colMeans()`, etc.

Usage

```
umx_apply(FUN, of, by = c("columns", "rows"), ...)
```

Arguments

<code>FUN</code>	The function to apply.
<code>of</code>	The dataframe to work with.
<code>by</code>	Apply the function to columns or to rows (default = "columns")
<code>...</code>	optional arguments to FUN, e.g., <code>na.rm = TRUE</code> .

Value

- object

References

- <https://tbates.github.io>, <https://github.com/tbates/umx>

See Also

- [umx_aggregate\(\)](#)

Other Miscellaneous Stats Functions: [FishersMethod\(\)](#), [SE_from_p\(\)](#), [geometric_mean\(\)](#), [harmonic_mean\(\)](#), [oddsratio\(\)](#), [reliability\(\)](#), [umx](#), [umxCov2cor\(\)](#), [umxHetCor\(\)](#), [umxParan\(\)](#), [umxWeightedAIC\(\)](#), [umx_cor\(\)](#), [umx_means\(\)](#), [umx_r_test\(\)](#), [umx_round\(\)](#), [umx_scale\(\)](#), [umx_var\(\)](#)

Examples

```
umx_apply(mean, mtcars, by = "columns")
umx_apply("mean", of = mtcars, by = "columns")
tmp = mtcars[1:3,]; tmp[1,1] = NA
umx_apply("mean", by = "rows", of = tmp)
umx_apply("mean", by = "rows", of = tmp, na.rm = TRUE)
```

umx_array_shift	<i>Like the php array_shift function: shifts an item off the beginning of a list</i>
-----------------	--

Description

Returns x[1]. Has the SIDE EFFECT of assigning x to x[2:end] in the container environment.

Usage

```
umx_array_shift(x)
```

Arguments

x	the vector to shift
---	---------------------

Value

- first item of x

See Also

Other Miscellaneous Utility Functions: [install.OpenMx\(\)](#), [libs\(\)](#), [qm\(\)](#), [umx](#), [umxLav2RAM\(\)](#), [umxModelNames\(\)](#), [umxRAM2Lav\(\)](#), [umxVersion\(\)](#), [umx_find_object\(\)](#), [umx_lower.tri\(\)](#), [umx_msg\(\)](#), [umx_open_CRAN_page\(\)](#), [umx_pad\(\)](#), [umx_print\(\)](#)

Examples

```
x = c("Alice", "Bob", "Carol")
umx_array_shift(x) # returns "Alice"
x # now only 2 items (altered in containing environment)
```

umx_as_numeric	<i>umx_as_numeric</i>
----------------	-----------------------

Description

Convert each column of a dataframe to numeric

Usage

```
umx_as_numeric(df, which = NULL, force = FALSE)
```


Arguments

df	A [data.frame()] to convert
which	which columns to convert (default (null) selects all)
force	Whether to force conversion to numeric for non-numeric columns (defaults to FALSE)

Value

- data.frame

References

- <<https://github.com/tbates/umx>>

See Also

Other Data Functions: [noNAs\(\)](#), [prolific_anonymize\(\)](#), [prolific_check_ID\(\)](#), [prolific_read_demog\(\)](#), [umx](#), [umxFactor\(\)](#), [umxHetCor\(\)](#), [umx_cont_2_quantiles\(\)](#), [umx_lower2full\(\)](#), [umx_make_MR_data\(\)](#), [umx_make_TwinData\(\)](#), [umx_make_fake_data\(\)](#), [umx_make_raw_from_cov\(\)](#), [umx_merge_randomized_columns\(\)](#), [umx_polychoric\(\)](#), [umx_polypairwise\(\)](#), [umx_polytriowise\(\)](#), [umx_read_lower\(\)](#), [umx_rename\(\)](#), [umx_reorder\(\)](#), [umx_score_scale\(\)](#), [umx_select_valid\(\)](#), [umx_stack\(\)](#), [umx_strings2numeric\(\)](#)

Examples

```
# make mpg into string, and cyl into a factor
df = mtcars
df$mpg = as.character(df$mpg)
df$cyl = factor(df$cyl)
df$am = df$am==1
df = umx_as_numeric(df); str(df) # mpg not touched
df = umx_as_numeric(df, force=TRUE); str(df) # mpg coerced back to numeric
## Not run:
# coercing a real string will cause NAs
df$mpg = c(letters[1:16]); str(df) # replace mpg with letters.
df = umx_as_numeric(df, force=TRUE); str(df)

## End(Not run)
```

umx_check

umx_check

Description

Check that a test evaluates to TRUE. If not, stop, warn, or message the user

Usage

```
umx_check(
  boolean.test,
  action = c("stop", "warning", "message"),
  message = "check failed",
  ...
)
```

Arguments

`boolean.test` test evaluating to TRUE or FALSE.
`action` One of "stop" (the default), "warning", or "message".
`message` what to tell the user when `boolean.test` is FALSE.
`...` extra text will be pasted after the messages.

Value

- boolean

See Also

Other Test: [umx_check_OS\(\)](#), [umx_check_model\(\)](#), [umx_check_names\(\)](#), [umx_check_parallel\(\)](#), [umx_has_CIs\(\)](#), [umx_has_been_run\(\)](#), [umx_has_means\(\)](#), [umx_has_square_brackets\(\)](#), [umx_is_MxData\(\)](#), [umx_is_MxMatrix\(\)](#), [umx_is_MxModel\(\)](#), [umx_is_RAM\(\)](#), [umx_is_cov\(\)](#)

Examples

```
umx_check(length(1:3)==3, "message", "item must have length == 3", "another comment", "and another")
umx_check(1==2, "message", "one must be 2", ". Another comment", "and another")
```

<code>umx_check_model</code>	<i>Check for required features in an OpenMx.</i>
------------------------------	--

Description

Allows the user to straight-forwardly require a specific model type (i.e., "RAM", "LISREL", etc.), whether or not the model has data, if it has been run or not. You can also test whether it has a means model or not and (in future) test if it has submodels.

Usage

```
umx_check_model(
  obj,
  type = NULL,
  hasData = NULL,
  beenRun = NULL,
```

```

    hasMeans = NULL,
    checkSubmodels = FALSE,
    callingFn = "a function"
  )

```

Arguments

obj	an object to check
type	what type the model must be, i.e., "RAM", "LISREL", etc. (defaults to not checking NULL)
hasData	whether the model should have data or not (defaults to not checking NULL)
beenRun	whether the model has been run or not (defaults to not checking NULL)
hasMeans	whether the model should have a means model or not (defaults to not checking NULL)
checkSubmodels	whether to check submodels (not implemented yet) (default = FALSE)
callingFn	= Name of the calling function to help the user locate the error.

Value

- boolean

References

- <<https://github.com/tbates/umx>>

See Also

Other Test: [umx_check\(\)](#), [umx_check_OS\(\)](#), [umx_check_names\(\)](#), [umx_check_parallel\(\)](#), [umx_has_CIs\(\)](#), [umx_has_been_run\(\)](#), [umx_has_means\(\)](#), [umx_has_square_brackets\(\)](#), [umx_is_MxData\(\)](#), [umx_is_MxMatrix\(\)](#), [umx_is_MxModel\(\)](#), [umx_is_RAM\(\)](#), [umx_is_cov\(\)](#)

Examples

```

## Not run:
require(umx)
data(demoOneFactor)
manifests = names(demoOneFactor)
m1 = umxRAM("check_model_ex", data = demoOneFactor, type = "cov",
  umxPath("G", to = manifests),
  umxPath(var = manifests),
  umxPath(var = "G", fixedAt = 1)
)
umx_check_model(m1) # TRUE, this is a model
umx_check_model(m1, type = "RAM") # equivalent to umx_is_RAM()
umx_check_model(m1, hasData = TRUE)

umx_check_model(m1, hasMeans = TRUE)
umx_check_model(m1, beenRun = FALSE)

```

```
# Model with no data
m1 = umxRAM("x ~~ .3*y", autoRun = FALSE)
umx_check_model(m1, hasData = TRUE)

## End(Not run)
```

umx_check_names	<i>Check if a request name exists in a dataframe or related object</i>
-----------------	--

Description

Check if a list of names are in the [namez()] of a dataframe (or the [dimnames()] of a matrix), or the names of the observed data of an [mzData()]

Usage

```
umx_check_names(
  namesNeeded,
  data = NA,
  die = TRUE,
  illegal = NULL,
  no_others = FALSE,
  intersection = FALSE,
  message = ""
)
```

Arguments

namesNeeded	Variable names to find (a dataframe is also allowed)
data	data.frame, matrix, or mxData to search in for names (default NA)
die	Whether to die if the check fails (default TRUE).
illegal	Optional list of names which must NOT be present.
no_others	Whether to test that the data contain no columns in addition to those in names-Needed (default FALSE)
intersection	Show the intersection of names
message	Some helpful text to append when dieing.

References

- <<https://github.com/tbates/umx>>

See Also

Other Test: [umx_check\(\)](#), [umx_check_OS\(\)](#), [umx_check_model\(\)](#), [umx_check_parallel\(\)](#), [umx_has_CIs\(\)](#), [umx_has_been_run\(\)](#), [umx_has_means\(\)](#), [umx_has_square_brackets\(\)](#), [umx_is_MxData\(\)](#), [umx_is_MxMatrix\(\)](#), [umx_is_MxModel\(\)](#), [umx_is_RAM\(\)](#), [umx_is_cov\(\)](#)

Other Check or test: [umx](#), [umx_is_class\(\)](#), [umx_is_endogenous\(\)](#), [umx_is_exogenous\(\)](#), [umx_is_numeric\(\)](#), [umx_is_ordered\(\)](#)

Examples

```

require(umx)
data(demoOneFactor) # "x1" "x2" "x3" "x4" "x5"
umx_check_names(c("x1", "x2"), demoOneFactor)
umx_check_names(c("x1", "x2"), as.matrix(demoOneFactor))
umx_check_names(c("x1", "x2"), cov(demoOneFactor[, c("x1", "x2")]))
umx_check_names(c("x1", "x2"), mxData(demoOneFactor, type="raw"))
umx_check_names(c("z1", "x2"), data = demoOneFactor, die = FALSE)
umx_check_names(c("x1", "x2"), data = demoOneFactor, die = FALSE, no_others = TRUE)
umx_check_names(c("x1", "x2", "x3", "x4", "x5"), data = demoOneFactor, die = FALSE, no_others = TRUE)
# no request
umx_check_names(c(), data = demoOneFactor, die = FALSE, no_others = TRUE)

## Not run:
# An example error from vars that don't exist in the data
umx_check_names(c("bad_var_name", "x2"), data = demoOneFactor, die = TRUE)

## End(Not run)

```

umx_check_OS

umx_check_OS

Description

Check what OS we are running on (current default is OS X). Returns a boolean. Optionally warn or die on failure of the test

Usage

```

umx_check_OS(
  target = c("OSX", "SunOS", "Linux", "Windows"),
  action = c("ignore", "warn", "die")
)

```

Arguments

target	Which OS(s) you wish to check for (default = "OSX")
action	What to do on failure of the test: nothing (default), warn or die

Value

- TRUE if on the specified OS (else FALSE)

References

- <https://github.com/tbates/umx>, <https://tbates.github.io>

See Also

Other Test: [umx_check\(\)](#), [umx_check_model\(\)](#), [umx_check_names\(\)](#), [umx_check_parallel\(\)](#), [umx_has_CIs\(\)](#), [umx_has_been_run\(\)](#), [umx_has_means\(\)](#), [umx_has_square_brackets\(\)](#), [umx_is_MxData\(\)](#), [umx_is_MxMatrix\(\)](#), [umx_is_MxModel\(\)](#), [umx_is_RAM\(\)](#), [umx_is_cov\(\)](#)

Examples

```
umx_check_OS()
```

```
umx_check_parallel    Check if OpenMx is using OpenMP, test cores, and get timings
```

Description

Shows how many cores you are using, and runs a test script so user can check CPU usage.

Usage

```
umx_check_parallel(
  nCores = c(1, omxDetectCores()),
  testScript = NULL,
  rowwiseParallel = TRUE,
  nSubjects = 1000,
  optimizer = NULL
)
```

Arguments

nCores	How many cores to run (defaults to c(1, max). -1 = all available.
testScript	A user-provided script to run (NULL)
rowwiseParallel	Whether to parallel-ize rows (default) or gradient computation
nSubjects	Number of rows to model (Default = 1000) Reduce for quicker runs.
optimizer	Set optimizer, e.g., "NPSOL"

Details

Some historical (starting 2017-09-06) speeds on my late 2015 iMac, 3.3 GHz Quad-core i7 desktop and then a quad i7 2018 MacBook Pro

Date	Version	Cores	Time	Notes
2021-07-28	2.19.6.19 (git)	8	00 min 42.98 sec	Δ :-80 (SLSQP laptop (55 sec under NPSOL))
2021-07-28	2.19.6.19 (git)	1	02 min 03 sec	(SLSQP on laptop)
2020-08-09	2.17.3 (git)	1	01 min 52 sec	(CSOLNP on laptop)
2020-08-09	2.17.3 (git)	4	00 min 40.18 sec	(CSOLNP on laptop)
2019-06-13	v2.13.2 (git)	1	01 min, 11 sec	(NPSOL)

2019-06-13	v2.13.2 (git)	4	00 min, 22 sec	(NPSOL)
2019-06-13	v2.13.2 (git)	6	00 min, 21 sec	(NPSOL)
2018-10-14	v2.11.5 (CRAN)	4	00 min, 36 sec	Δ:-39.598)
2018-09-17	v2.11.3	1	01 min, 31 sec	
2018-09-17	v2.11.3	4	00 min, 30.6 sec	Δ: -61.49)
2017-10-16	v2.7.18-9	1	01 min, 07.30 sec	
2017-10-16	v2.7.18-9	4	00 min, 22.63 sec	Δ: -44.68)
2017-10-16	Clang OpenMP	1	01 min, 08.38 sec	
2017-10-16	Clang OpenMP	4	00 min, 24.89 sec	Δ: -43.49)
2017-09-07	Clang OpenMP	1	01 min, 12.90 sec	
2017-09-07	Clang OpenMP	4	00 min, 32.20 sec	Δ: -40.70)
2017-09-07	Clang notOpenMP	1	01 min, 09.90 sec	
2017-09-07	TRAVIS	1	01 min, 06.20 sec	
2017-09-07	TRAVIS	4	00 min, 21.10 sec	Δ: -45.00)

Value

None

References

- <https://tbates.github.io>, <https://github.com/tbates/umx>

See Also

Other Test: [umx_check\(\)](#), [umx_check_OS\(\)](#), [umx_check_model\(\)](#), [umx_check_names\(\)](#), [umx_has_CIs\(\)](#), [umx_has_been_run\(\)](#), [umx_has_means\(\)](#), [umx_has_square_brackets\(\)](#), [umx_is_MxData\(\)](#), [umx_is_MxMatrix\(\)](#), [umx_is_MxModel\(\)](#), [umx_is_RAM\(\)](#), [umx_is_cov\(\)](#)

Examples

```
## Not run:
# In 2016 1core took 1 minute
umx_check_parallel()

## End(Not run)
```

umx_cont_2_quantiles *umx_cont_2_quantiles*

Description

Recode a continuous variable into n-quantiles (default = deciles (10 levels)). It returns an `OpenMx::mxFactor()`, with the levels labeled with the max value in each quantile (i.e., open on the left-side). quantiles are labeled "quantile1" "quantile2" etc.

Usage

```
umx_cont_2_quantiles(
  x,
  nlevels = NULL,
  type = c("mxFactor", "ordered", "unordered"),
  verbose = FALSE,
  returnCutpoints = FALSE
)
```

Arguments

x	a variable to recode as ordinal (email maintainer("umx") if you'd like this upgraded to handle df input)
nlevels	How many bins or levels (at most) to use (i.e., 10 = deciles)
type	what to return (Default is "mxFactor") options: "ordered" and "unordered"
verbose	report the min, max, and decile cuts used (default = FALSE)
returnCutpoints	just return the cutpoints, for use directly

Details

Note: Redundant quantiles are merged. i.e., if the same score identifies all deciles up to the fourth, then these will be merged into one bin, labeled "quantile4".

Value

- recoded variable as an `OpenMx::mxFactor()`

References

- <https://github.com/tbates/umx>, <https://tbates.github.io>

See Also

Other Data Functions: `noNAs()`, `prolific_anonymize()`, `prolific_check_ID()`, `prolific_read_demog()`, `umx`, `umxFactor()`, `umxHetCor()`, `umx_as_numeric()`, `umx_lower2full()`, `umx_make_MR_data()`, `umx_make_TwinData()`, `umx_make_fake_data()`, `umx_make_raw_from_cov()`, `umx_merge_randomized_columns()`, `umx_polychoric()`, `umx_polypairwise()`, `umx_polytriwise()`, `umx_read_lower()`, `umx_rename()`, `umx_reorder()`, `umx_score_scale()`, `umx_select_valid()`, `umx_stack()`, `umx_strings2numeric()`

Examples

```
x = umx_cont_2_quantiles(rnorm(1000), nlevels = 10, verbose = TRUE)
x = data.frame(x)
str(x); levels(x)
table(x)
## Not run:
ggplot2::qplot(x$x)
y = mxDataWLS(x, type = "WLS")
```



```
## End(Not run)

# =====
# = Use with twin variables =
# =====

data(twinData)
x = twinData
cuts = umx_cont_2_quantiles(rbind(x$wt1, x$wt2) , nlevels = 10, returnCutpoints = TRUE)
x$wt1 = umx_cont_2_quantiles(x$wt1, nlevels = cuts) # use same for both...
x$wt2 = umx_cont_2_quantiles(x$wt2, nlevels = cuts) # use same for both...
str(x[, c("wt1", "wt2")])

# More examples

x = umx_cont_2_quantiles(mtcars[, "mpg"], nlevels = 5) # quintiles
x = umx2ord(mtcars[, "mpg"], nlevels = 5) # using shorter alias
x = umx_cont_2_quantiles(mtcars[, "cyl"], nlevels = 10) # more levels than integers exist
x = umx_cont_2_quantiles(rbinom(10000, 1, .5), nlevels = 2)
```

umx_cor

Report correlations and their p-values

Description

For reporting correlations and their p-values in a compact table. Handles rounding, and skipping non-numeric columns.

Usage

```
umx_cor(
  X,
  df = nrow(X) - 2,
  use = c("pairwise.complete.obs", "complete.obs", "everything", "all.obs",
    "na.or.complete"),
  digits = 2,
  type = c("r and p-value", "smart")
)
```

Arguments

X	a matrix or dataframe
df	the degrees of freedom for the test
use	how to handle missing data (defaults to pairwise complete)
digits	rounding of answers
type	Unused argument for future directions

Details

To compute heterochoric correlations, see `umxHetCor()`.

note: The Hmisc package has a more robust function called `rcorr`.

Value

- Matrix of correlations and p-values

References

- <https://github.com/tbates/umx>

See Also

`umxHetCor`

Other Miscellaneous Stats Functions: `FishersMethod()`, `SE_from_p()`, `geometric_mean()`, `harmonic_mean()`, `oddsratio()`, `reliability()`, `umx`, `umxCov2cor()`, `umxHetCor()`, `umxParan()`, `umxWeightedAIC()`, `umx_apply()`, `umx_means()`, `umx_r_test()`, `umx_round()`, `umx_scale()`, `umx_var()`

Examples

```
tmp = myFADDataRaw[1:8,1:8]
umx_cor(tmp)
tmp$x1 = letters[1:8] # make one column non-numeric
umx_cor(tmp)
```

`umx_explode`

Explode a string (Like the php function explode)

Description

Takes a string and returns an array of delimited strings (by default, each single character)

Usage

```
umx_explode(delimiter = character(), string)
```

Arguments

`delimiter` what to break the string on. Default is empty string ""
`string` an character string, e.g. "dog"

Value

- a vector of strings, e.g. `c("d", "o", "g")`

References

- <https://tbates.github.io>, <https://www.php.net/manual/en/function.explode.php>

See Also

Other String Functions: [umx](#), [umx_explode_twin_names\(\)](#), [umx_grep\(\)](#), [umx_names\(\)](#), [umx_paste_names\(\)](#), [umx_rot\(\)](#), [umx_str_chars\(\)](#), [umx_str_from_object\(\)](#), [umx_trim\(\)](#)

Examples

```
umx_explode("", "dog") # "d" "o" "g"
umx_explode(" ", "cats and dogs") # [1] "cats" "and" "dogs"
```

umx_explode_twin_names

Break twin variable names (BMI_T1, BMI_T2) into base variable names (BMI, "_T", 1:2)

Description

Break names like Dep_T1 into a list of base names, a separator, and a vector of twin indexes. e.g.: c("Dep_T1", "Dep_T2", "Anx_T1", "Anx_T2") will become:

```
list(baseNames = c("Dep", "Anx"), sep = "_T", twinIndexes = c(1,2))
```

Usage

```
umx_explode_twin_names(df, sep = "_T")
```

Arguments

df	vector of names or data.frame containing the data
sep	text constant separating name from numeric 1:2 twin index.

Value

- list(baseNames, sep, twinIndexes)

See Also

[[umx_paste_names\(\)](#)]

Other String Functions: [umx](#), [umx_explode\(\)](#), [umx_grep\(\)](#), [umx_names\(\)](#), [umx_paste_names\(\)](#), [umx_rot\(\)](#), [umx_str_chars\(\)](#), [umx_str_from_object\(\)](#), [umx_trim\(\)](#)

Examples

```
## Not run:
require(umx)
data("twinData")
umx_explode_twin_names(twinData, sep = "")
umx_explode_twin_names(twinData, sep = NULL)

# Ignore this: just a single-character/single variable test case
x = round(10 * rnorm(1000, mean = -.2))
y = round(5 * rnorm(1000))
x[x < 0] = 0; y[y < 0] = 0
umx_explode_twin_names(data.frame(x_T1 = x, x_T2 = y), sep = "_T")
umx_explode_twin_names(data.frame(x_T11 = x, x_T22 = y), sep = "_T")
umx_explode_twin_names(c("x_T11", "x_T22"), sep = "_T")

## End(Not run)
```

umx_file_load_pseudo *Read in files from pseudocons.*

Description

Read in PRS scored files from **pseudocons**.

1. Read the file
2. Break it into pseudo and real rows
3. Clean-up by deleting the pseudo suffix
4. Rename NT vars with a suffix
5. Merge files on ID and return

	ID	FID	BMIS1	BMIS2	BMIS3	BMIS4	...
1	1234501	12345	-0.032	-0.77	-0.40	-3.87	...
2	1234501-pseudo-1	12345	0.117	-0.66	-0.33	-4.08	...

Usage

```
umx_file_load_pseudo(fn, bp, suffix = "_NT", chosenp = "S5")
```

Arguments

fn	The filename
bp	The path to the folder containing the file
suffix	to add to the NT columns (Default = "_NT")
chosenp	The suffix (pvalue) we desire to use (Default = "S5")

Value

- dataframe of real and pseudo PRS columns

See Also

Other File Functions: [dl_from_dropbox\(\)](#), [umx](#), [umx_make_sql_from_excel\(\)](#), [umx_move_file\(\)](#), [umx_open\(\)](#), [umx_rename_file\(\)](#), [umx_write_to_clipboard\(\)](#)

Examples

```
## Not run:
basepath = "~/Dropbox/2016 (1). project EA/2018/EA3/"
tmp = umx_file_load_pseudo("PRS_EA3_R9_autosomes_HRC1.1_pseudo.txt", bp = bp)
str(tmp)
head(tmp[, c("BMIS4", "BMIS4_NT")])

## End(Not run)
```

<code>umx_find_object</code>	<i>umx_find_object</i>
------------------------------	------------------------

Description

Find objects of a given class, whose name matches a search string. The string (pattern) is grep-enabled, so you can match wild-cards

Usage

```
umx_find_object(pattern = ".*", requiredClass = "MxModel")
```

Arguments

pattern the pattern that matching objects must contain
requiredClass the class of object that will be matched

Value

- a list of objects matching the class and name

References

-

See Also

Other Miscellaneous Utility Functions: [install.OpenMx\(\)](#), [libs\(\)](#), [qm\(\)](#), [umx](#), [umxLav2RAM\(\)](#), [umxModelNames\(\)](#), [umxRAM2Lav\(\)](#), [umxVersion\(\)](#), [umx_array_shift\(\)](#), [umx_lower.tri\(\)](#), [umx_msg\(\)](#), [umx_open_CRAN_page\(\)](#), [umx_pad\(\)](#), [umx_print\(\)](#)

Examples

```
## Not run:
umx_find_object("^m[0-9]") # mxModels beginning "m1" etc.
umx_find_object("", "MxModel") # all MxModels

## End(Not run)
```

umx_fun_mean_sd

*Summarizing functions used in umx_aggregate and for umxAPA***Description**

Miscellaneous functions that are handy in summary and other tasks where you might otherwise have to craft a custom nameless functions. e.g.

Usage

```
umx_fun_mean_sd(x, na.rm = TRUE, digits = 2)
```

Arguments

x	input
na.rm	How to handle missing (default = TRUE = remove)
digits	Rounding (default = 2)

Details

- `umx_fun_mean_sd()`: returns "mean (SD)" of x.

note: if a factor is given, then the mode is returned instead of the mean and SD.

Value

- function result

References

- <https://github.com/tbates/umx>, <https://tbates.github.io>

See Also

Other xmu internal not for end user: `umxModel()`, `umxRenameMatrix()`, `umx_APA_pval()`, `umx_get_bracket_addresses()`, `umx_make()`, `umx_standardize()`, `umx_string_to_algebra()`, `xmuHasSquareBrackets()`, `xmuLabel_MATRIX_Model()`, `xmuLabel_Matrix()`, `xmuLabel_RAM_Model()`, `xmuMI()`, `xmuMakeDeviationThresholdsMatrices()`, `xmuMakeOneHeadedPathsFromPathList()`, `xmuMakeTwoHeadedPathsFromPathList()`, `xmuMaxLevels()`, `xmuMinLevels()`, `xmuPropagateLabels()`, `xmuRAM2Ordinal()`, `xmuTwinSuper_Continuous()`, `xmuTwinSuper_NoBinary()`, `xmuTwinUpgradeMeansToCovariateModel()`, `xmu_CI_merge()`, `xmu_CI_stash()`, `xmu_DF_to_mxData_TypeCov()`, `xmu_PadAndPruneForDefVars()`, `xmu_bracket_address2rclabel()`,

```
xmu_cell_is_on(), xmu_check_levels_identical(), xmu_check_needs_means(), xmu_check_variance(),
xmu_clean_label(), xmu_data_missing(), xmu_data_swap_a_block(), xmu_describe_data_WLS(),
xmu_dot_make_paths(), xmu_dot_make_residuals(), xmu_dot_maker(), xmu_dot_move_ranks(),
xmu_dot_rank_str(), xmu_extract_column(), xmu_get_CI(), xmu_lavaan_process_group(),
xmu_make_TwinSuperModel(), xmu_make_bin_cont_pair_data(), xmu_make_mxData(), xmu_match.arg(),
xmu_name_from_lavaan_str(), xmu_path2twin(), xmu_path_regex(), xmu_print_algebras(),
xmu_rclabel_2_bracket_address(), xmu_relevel_factors(), xmu_safe_run_summary(), xmu_set_sep_from_suffi
xmu_show_fit_or_comparison(), xmu_simplex_corner(), xmu_standardize_ACE(), xmu_standardize_ACEcov(),
xmu_standardize_ACEv(), xmu_standardize_CP(), xmu_standardize_IP(), xmu_standardize_RAM(),
xmu_standardize_SexLim(), xmu_standardize_Simplex(), xmu_start_value_list(), xmu_starts(),
xmu_summary_RAM_group_parameters(), xmu_twin_add_WeightMatrices(), xmu_twin_check(),
xmu_twin_get_var_names(), xmu_twin_make_def_means_mats_and_alg(), xmu_twin_upgrade_selDvs2SelVars()
```

Examples

```
umxAPA(mtcars[,1:3]) # uses umx_fun_mean_sd
```

```
umx_get_bracket_addresses
```

Get bracket-style addresses from an mxMatrix

Description

Sometimes you want these :-). This also allows you to change the matrix name: useful for using mxMatrix addresses in an mxAlgebra.

Usage

```
umx_get_bracket_addresses(mat, free = NA, newName = NA)
```

Arguments

mat	an mxMatrix to get address labels from
free	how to filter on free (default = NA: take all)
newName	= NA

Value

- a list of bracket style labels

References

- <https://tbates.github.io>, <https://github.com/tbates/umx>

See Also

Other xmu internal not for end user: `umxModel()`, `umxRenameMatrix()`, `umx_APA_pval()`, `umx_fun_mean_sd()`, `umx_make()`, `umx_standardize()`, `umx_string_to_algebra()`, `xmuHasSquareBrackets()`, `xmuLabel_MATRIX_Model()`, `xmuLabel_Matrix()`, `xmuLabel_RAM_Model()`, `xmuMI()`, `xmuMakeDeviationThresholdsMatrices()`, `xmuMakeOneHeadedPathsFromPathList()`, `xmuMakeTwoHeadedPathsFromPathList()`, `xmuMaxLevels()`, `xmuMinLevels()`, `xmuPropagateLabels()`, `xmuRAM2Ordinal()`, `xmuTwinSuper_Continuous()`, `xmuTwinSuper_NoBinary()`, `xmuTwinUpgradeMeansToCovariateModel()`, `xmu_CI_merge()`, `xmu_CI_stash()`, `xmu_DF_to_mxData_TypeCov()`, `xmu_PadAndPruneForDefVars()`, `xmu_bracket_address2rclabel()`, `xmu_cell_is_on()`, `xmu_check_levels_identical()`, `xmu_check_needs_means()`, `xmu_check_variance()`, `xmu_clean_label()`, `xmu_data_missing()`, `xmu_data_swap_a_block()`, `xmu_describe_data_WLS()`, `xmu_dot_make_paths()`, `xmu_dot_make_residuals()`, `xmu_dot_maker()`, `xmu_dot_move_ranks()`, `xmu_dot_rank_str()`, `xmu_extract_column()`, `xmu_get_CI()`, `xmu_lavaan_process_group()`, `xmu_make_TwinSuperModel()`, `xmu_make_bin_cont_pair_data()`, `xmu_make_mxData()`, `xmu_match.arg()`, `xmu_name_from_lavaan_str()`, `xmu_path2twin()`, `xmu_path_regex()`, `xmu_print_algebras()`, `xmu_rclabel_2_bracket_address()`, `xmu_relevel_factors()`, `xmu_safe_run_summary()`, `xmu_set_sep_from_suffi`, `xmu_show_fit_or_comparison()`, `xmu_simplex_corner()`, `xmu_standardize_ACE()`, `xmu_standardize_ACEcov()`, `xmu_standardize_ACEv()`, `xmu_standardize_CP()`, `xmu_standardize_IP()`, `xmu_standardize_RAM()`, `xmu_standardize_SexLim()`, `xmu_standardize_Simplex()`, `xmu_start_value_list()`, `xmu_starts()`, `xmu_summary_RAM_group_parameters()`, `xmu_twin_add_WeightMatrices()`, `xmu_twin_check()`, `xmu_twin_get_var_names()`, `xmu_twin_make_def_means_mats_and_alg()`, `xmu_twin_upgrade_selDvs2SelVars()`

Examples

```
## Not run:
require(umx)
data(demoOneFactor)
manifests = names(demoOneFactor)
m1 = umxRAM("get_add_ex", data = demoOneFactor, type = "cov",
  umxPath("G", to = manifests),
  umxPath(var = manifests),
  umxPath(var = "G", fixedAt = 1)
)'
umx_get_bracket_addresses(m1$matrices$A, free= TRUE)

## End(Not run)
```

`umx_get_checkpoint` *Get or set checkpointing for a model*

Description

Get the checkpoint status for a model or global options

Usage

```
umx_get_checkpoint(model = NULL)
```


Arguments

model an optional model to get options from

Value

None

References

- <https://tbates.github.io>

See Also

Other Get and set: `umx`, `umx_get_options()`, `umx_set_auto_plot()`, `umx_set_auto_run()`, `umx_set_checkpoint()`, `umx_set_condensed_slots()`, `umx_set_cores()`, `umx_set_data_variance_check()`, `umx_set_dollar_symbol()`, `umx_set_optimization_options()`, `umx_set_optimizer()`, `umx_set_plot_file_suffix()`, `umx_set_plot_format()`, `umx_set_plot_use_hrbrthemes()`, `umx_set_separator()`, `umx_set_silent()`, `umx_set_table_format()`

Examples

```
## Not run:
umx_get_checkpoint() # current global default
require(umx)
data(demoOneFactor)
manifests = names(demoOneFactor)
m1 = umxRAM("One Factor", data = demoOneFactor, type = "cov",
  umxPath("G", to = manifests),
  umxPath(var = manifests),
  umxPath(var = "G", fixedAt = 1)
)
umx_get_checkpoint(model = m1)

## End(Not run)
```

umx_get_options

Display umx options

Description

Show the umx options. Useful for beginners to discover, or people like me to remember :-)

Usage

```
umx_get_options()
```

Value

- message

See Also

Other Get and set: `umx`, `umx_get_checkpoint()`, `umx_set_auto_plot()`, `umx_set_auto_run()`, `umx_set_checkpoint()`, `umx_set_condensed_slots()`, `umx_set_cores()`, `umx_set_data_variance_check()`, `umx_set_dollar_symbol()`, `umx_set_optimization_options()`, `umx_set_optimizer()`, `umx_set_plot_file_suffix()`, `umx_set_plot_format()`, `umx_set_plot_use_hrbthemes()`, `umx_set_separator()`, `umx_set_silent()`, `umx_set_table_format()`

Examples

```
umx_get_options()
```

umx_grep	<i>Search for text</i>
----------	------------------------

Description

Search names if given a `data.frame`, or strings if given a vector of strings.

Usage

```
umx_grep(
  df,
  grepString,
  output = c("both", "label", "name"),
  ignore.case = TRUE,
  useNames = FALSE
)
```

Arguments

<code>df</code>	The <code>data.frame()</code> or string to search.
<code>grepString</code>	the search string.
<code>output</code>	the column name, the label, or both (default).
<code>ignore.case</code>	whether to be case sensitive or not (default TRUE = ignore case).
<code>useNames</code>	whether to search the names as well as the labels (for SPSS files with label metadata).

Details

The `namez` function is more flexible. A handy feature of `umx_grep` is that it can search the labels of data imported from SPSS.

nb: To simply grep for a pattern in a string use R's built-in `grep()` functions, e.g.: `grep1("^NA\\[[0-9]", "NA.3")`

Value

- list of matched column names and/or labels.

References

- <https://github.com/tbates/umx>

See Also

- [namez\(\)](#), [umx_aggregate\(\)](#), [grep\(\)](#)

Other String Functions: [umx](#), [umx_explode\(\)](#), [umx_explode_twin_names\(\)](#), [umx_names\(\)](#), [umx_paste_names\(\)](#), [umx_rot\(\)](#), [umx_str_chars\(\)](#), [umx_str_from_object\(\)](#), [umx_trim\(\)](#)

Examples

```
umx_grep(mtcars, "hp", output="both", ignore.case= TRUE)
umx_grep(c("hp", "ph"), "hp")
umx_grep(mtcars, "^h.*", output="both", ignore.case= TRUE)
## Not run:
umx_grep(spss_df, "labeltext", output = "label")
umx_grep(spss_df, "labeltext", output = "name")

## End(Not run)
```

umx_has_been_run	<i>umx_has_been_run</i>
------------------	-------------------------

Description

check if an mxModel has been run or not

Usage

```
umx_has_been_run(model, stop = FALSE)
```

Arguments

model	The OpenMx::mxModel() you want to check has been run
stop	Whether to stop if the model has not been run (defaults to FALSE)

Value

- boolean

References

- <https://github.com/tbates/umx>

See Also

Other Test: [umx_check\(\)](#), [umx_check_OS\(\)](#), [umx_check_model\(\)](#), [umx_check_names\(\)](#), [umx_check_parallel\(\)](#), [umx_has_CIs\(\)](#), [umx_has_means\(\)](#), [umx_has_square_brackets\(\)](#), [umx_is_MxData\(\)](#), [umx_is_MxMatrix\(\)](#), [umx_is_MxModel\(\)](#), [umx_is_RAM\(\)](#), [umx_is_cov\(\)](#)

Examples

```
## Not run:
require(umx)
data(demoOneFactor)
manifests = names(demoOneFactor)
m1 = umxRAM("has_been_run_example", data = demoOneFactor, type = "cov",
  umxPath("G", to = manifests),
  umxPath(var = manifests),
  umxPath(var = "G", fixedAt = 1)
)
umx_has_been_run(m1)

## End(Not run)
```

umx_has_CIs

umx_has_CIs

Description

A utility function to return a binary answer to the question "does this `OpenMx::mxModel()` have confidence intervals?"

Usage

```
umx_has_CIs(model, check = c("both", "intervals", "output"))
```

Arguments

model	The <code>OpenMx::mxModel()</code> to check for presence of CIs
check	What to check for: "intervals" requested, "output" present, or "both". Defaults to "both"

Value

- TRUE or FALSE

References

- <https://github.com/tbates/umx>

See Also

Other Test: `umx_check()`, `umx_check_OS()`, `umx_check_model()`, `umx_check_names()`, `umx_check_parallel()`, `umx_has_been_run()`, `umx_has_means()`, `umx_has_square_brackets()`, `umx_is_MxData()`, `umx_is_MxMatrix()`, `umx_is_MxModel()`, `umx_is_RAM()`, `umx_is_cov()`

Examples

```
## Not run:
require(umx)
data(demoOneFactor)
manifests = names(demoOneFactor)
m1 = umxRAM("_has_CI_ex", data = demoOneFactor, type = "cov",
  umxPath("g", to = manifests),
  umxPath(var = manifests),
  umxPath(var = "g", fixedAt = 1.0)
)

umx_has_CIs(m1) # FALSE: no CIs and no output
m1 = mxModel(m1, mxCI("g_to_x1"))
umx_has_CIs(m1, check = "intervals") # TRUE intervals set
umx_has_CIs(m1, check = "output") # FALSE not yet run
m1 = mxRun(m1)
umx_has_CIs(m1, check = "output") # Still FALSE: Set and Run
m1 = mxRun(m1, intervals = TRUE)
umx_has_CIs(m1, check = "output") # TRUE: Set, and Run with intervals = T
umxSummary(m1)

## End(Not run)
```

umx_has_means

umx_has_means

Description

A utility function to return a binary answer to the question "does this `OpenMx::mxModel()` have a means model?"

Usage

```
umx_has_means(model)
```

Arguments

`model` The `OpenMx::mxModel()` to check for presence of means

Value

- TRUE or FALSE

References

- <https://github.com/tbates/umx>

See Also

Other Test: [umx_check\(\)](#), [umx_check_OS\(\)](#), [umx_check_model\(\)](#), [umx_check_names\(\)](#), [umx_check_parallel\(\)](#), [umx_has_CIs\(\)](#), [umx_has_been_run\(\)](#), [umx_has_square_brackets\(\)](#), [umx_is_MxData\(\)](#), [umx_is_MxMatrix\(\)](#), [umx_is_MxModel\(\)](#), [umx_is_RAM\(\)](#), [umx_is_cov\(\)](#)

Examples

```
## Not run:
require(umx)
data(demoOneFactor)
manifests = names(demoOneFactor)
m1 = umxRAM("has_means_ex", data = demoOneFactor, type = "cov",
  umxPath("G", to = manifests),
  umxPath(var = manifests),
  umxPath(var = "G", fixedAt = 1)
)

umx_has_means(m1)
m1 = mxModel(m1,
  mxPath(from = "one", to = manifests),
  mxData(demoOneFactor[1:100,], type = "raw")
)
umx_has_means(m1)
m1 = mxRun(m1)
umx_has_means(m1)

## End(Not run)
```

umx_has_square_brackets

Check if a label contains square brackets

Description

Helper function to check if a label has square brackets, e.g. "A[1,1]"

Usage

```
umx_has_square_brackets(input)
```

Arguments

input The label to check for square brackets (string input)

Value

- boolean

References

- <https://github.com/tbates/umx>

See Also

Other Test: [umx_check\(\)](#), [umx_check_OS\(\)](#), [umx_check_model\(\)](#), [umx_check_names\(\)](#), [umx_check_parallel\(\)](#), [umx_has_CIs\(\)](#), [umx_has_been_run\(\)](#), [umx_has_means\(\)](#), [umx_is_MxData\(\)](#), [umx_is_MxMatrix\(\)](#), [umx_is_MxModel\(\)](#), [umx_is_RAM\(\)](#), [umx_is_cov\(\)](#)

Examples

```
umx_has_square_brackets("[hello]")
umx_has_square_brackets("goodbye")
```

umx_is_class

Check if variables in a dataframe are in a list of classes.

Description

Checks the class of each column in a dataframe, seeing if they are `%in%` a list of classes. Returns a vector of TRUE and FALSE, or, if `all==TRUE`, a single binary (the default).

Usage

```
umx_is_class(df, classes = NULL, all = TRUE)
```

Arguments

<code>df</code>	A dataframe to check
<code>classes</code>	vector of valid classes, e.g. numeric
<code>all</code>	Whether to return a single <code>all()</code> Boolean or each column individually.

Value

- Boolean or Boolean vector

References

- <https://github.com/tbates/umx>, <https://tbates.github.io>

See Also

- [umx_is_numeric\(\)](#)

Other Check or test: [umx](#), [umx_check_names\(\)](#), [umx_is_endogenous\(\)](#), [umx_is_exogenous\(\)](#), [umx_is_numeric\(\)](#), [umx_is_ordered\(\)](#)

Examples

```

umx_is_class(mtcars) # report class list
# Are the variables in mtcars type character?
umx_is_class(mtcars, "character") # FALSE
# They're all numeric data
umx_is_class(mtcars, "numeric") # TRUE
# Show the test-result for each variable in mtcars
umx_is_class(mtcars, "numeric") # TRUE
# Are they _either_ a char OR a num?
umx_is_class(mtcars, c("character", "numeric"))
# Is zygozity a factor (note we don't drop = F to keep as dataframe)
umx_is_class(twinData[, "zygozity", drop=FALSE], classes = "factor")
umx_is_class(mtcars$mpg) # report class of this column (same as class(mpg))

```

umx_is_cov

umx_is_cov

Description

test if a data frame, matrix or mxData is type cov or cor, or is likely to be raw...

Usage

```
umx_is_cov(data = NULL, boolean = FALSE, verbose = FALSE)
```

Arguments

data	dataframe to test
boolean	whether to return the type ("cov") or a boolean (default = string)
verbose	How much feedback to give (default = FALSE)

Value

- "raw", "cor", or "cov", (or if boolean, then T|F)

References

- <<https://github.com/tbates/umx>>

See Also

Other Test: [umx_check\(\)](#), [umx_check_OS\(\)](#), [umx_check_model\(\)](#), [umx_check_names\(\)](#), [umx_check_parallel\(\)](#), [umx_has_CIs\(\)](#), [umx_has_been_run\(\)](#), [umx_has_means\(\)](#), [umx_has_square_brackets\(\)](#), [umx_is_MxData\(\)](#), [umx_is_MxMatrix\(\)](#), [umx_is_MxModel\(\)](#), [umx_is_RAM\(\)](#)

Examples

```
df = cov(mtcars)
umx_is_cov(df)
df = cor(mtcars)
umx_is_cov(df)
umx_is_cov(mxData(df[1:3,1:3], type= "cov", numObs = 200))
umx_is_cov(df, boolean = TRUE)
umx_is_cov(mtcars, boolean = TRUE)
```

umx_is_endogenous	<i>List endogenous variables in a model</i>
-------------------	---

Description

Return a list of all the endogenous variables (variables with at least one incoming single-arrow path) in a model.

Usage

```
umx_is_endogenous(model, manifests_only = TRUE)
```

Arguments

`model` an `OpenMx::mxModel()` from which to get endogenous variables
`manifests_only` Whether to check only manifests (default = TRUE)

Value

- list of endogenous variables

References

- <https://tbates.github.io>, <https://github.com/tbates/umx>

See Also

Other Check or test: `umx`, `umx_check_names()`, `umx_is_class()`, `umx_is_exogenous()`, `umx_is_numeric()`, `umx_is_ordered()`

Examples

```
## Not run:
require(umx)
data(demoOneFactor)
m1 = umxRAM("umx_is_endogenous", data = demoOneFactor, type = "cov",
  umxPath("g", to = names(demoOneFactor)),
  umxPath(var = "g", fixedAt = 1),
  umxPath(var = names(demoOneFactor)))
```

```

)
umx_is_endogenous(m1, manifests_only = TRUE)
umx_is_endogenous(m1, manifests_only = FALSE)

## End(Not run)

```

```
umx_is_exogenous      umx_is_exogenous
```

Description

Return a list of all the exogenous variables (variables with no incoming single-arrow path) in a model.

Usage

```
umx_is_exogenous(model, manifests_only = TRUE)
```

Arguments

`model` an `OpenMx::mxModel()` from which to get exogenous variables
`manifests_only` Whether to check only manifests (default = TRUE)

Value

- list of exogenous variables

References

- <https://tbates.github.io>, <https://github.com/tbates/umx>

See Also

Other Check or test: [umx](#), [umx_check_names\(\)](#), [umx_is_class\(\)](#), [umx_is_endogenous\(\)](#), [umx_is_numeric\(\)](#), [umx_is_ordered\(\)](#)

Examples

```

## Not run:
require(umx)
data(demoOneFactor)
m1 = umxRAM("One Factor", data = demoOneFactor, type = "cov",
  umxPath("g", to = names(demoOneFactor)),
  umxPath(var = "g", fixedAt = 1),
  umxPath(var = names(demoOneFactor))
)
umx_is_exogenous(m1, manifests_only = TRUE)
umx_is_exogenous(m1, manifests_only = FALSE)

```

```
## End(Not run)
```

umx_is_MxData	<i>Check if an object is an mxData object</i>
---------------	---

Description

Is the input an MxData?

Usage

```
umx_is_MxData(x)
```

Arguments

x An object to test for being an MxData object

Value

- Boolean

References

- <<https://github.com/tbates/umx>>

See Also

Other Test: [umx_check\(\)](#), [umx_check_OS\(\)](#), [umx_check_model\(\)](#), [umx_check_names\(\)](#), [umx_check_parallel\(\)](#), [umx_has_CIs\(\)](#), [umx_has_been_run\(\)](#), [umx_has_means\(\)](#), [umx_has_square_brackets\(\)](#), [umx_is_MxMatrix\(\)](#), [umx_is_MxModel\(\)](#), [umx_is_RAM\(\)](#), [umx_is_cov\(\)](#)

Examples

```
umx_is_MxData(mtcars)
umx_is_MxData(mxData(mtcars, type= "raw"))
umx_is_MxData(mxData(cov(mtcars), type= "cov", numObs = 73))
umx_is_MxData(mxDataWLS(na.omit(twinData[, c("wt1", "wt2")]), type= "WLS"))
```

umx_is_MxMatrix	<i>umx_is_MxMatrix</i>
-----------------	------------------------

Description

Utility function returning a binary answer to the question "Is this an OpenMx mxMatrix?"

Usage

```
umx_is_MxMatrix(obj)
```

Arguments

obj an object to be tested to see if it is an OpenMx `OpenMx::mxMatrix()`

Value

- Boolean

References

- <https://github.com/tbates/umx>

See Also

Other Test: `umx_check()`, `umx_check_OS()`, `umx_check_model()`, `umx_check_names()`, `umx_check_parallel()`, `umx_has_CIs()`, `umx_has_been_run()`, `umx_has_means()`, `umx_has_square_brackets()`, `umx_is_MxData()`, `umx_is_MxModel()`, `umx_is_RAM()`, `umx_is_cov()`

Examples

```
x = mxMatrix(name = "eg", type = "Full", nrow = 3, ncol = 3, values = .3)
if(umx_is_MxMatrix(x)){
  message("nice OpenMx matrix!")
}
```

umx_is_MxModel	<i>umx_is_MxModel</i>
----------------	-----------------------

Description

Utility function returning a binary answer to the question "Is this an OpenMx model?"

Usage

```
umx_is_MxModel(obj, listOK = FALSE)
```

Arguments

obj An object to be tested to see if it is an OpenMx `OpenMx::mxModel()`
 listOK Is it acceptable to pass in a list of models? (Default = FALSE)

Value

- Boolean

References

- <https://github.com/tbates/umx>

See Also

Other Test: `umx_check()`, `umx_check_OS()`, `umx_check_model()`, `umx_check_names()`, `umx_check_parallel()`, `umx_has_CIs()`, `umx_has_been_run()`, `umx_has_means()`, `umx_has_square_brackets()`, `umx_is_MxData()`, `umx_is_MxMatrix()`, `umx_is_RAM()`, `umx_is_cov()`

Examples

```
m1 = mxModel("test")
if(umx_is_MxModel(m1)){
  message("nice OpenMx model!")
}
if(umx_is_MxModel(list(m1,m1), listOK = TRUE)){
  message("nice list of OpenMx models!")
}
```

umx_is_numeric *Check if variables in a dataframe are numeric*

Description

Checks across columns of a dataframe, return a vector of TRUE and FALSE, or, if all ==TRUE, a single binary (the default).

Usage

```
umx_is_numeric(df, all = TRUE)
```

Arguments

df A dataframe to check
 all Whether to return a single all() Boolean or each column individually.

Value

- Boolean or Boolean vector

References

- <https://github.com/tbates/umx>, <https://tbates.github.io>

See Also

- [umx_is_class\(\)](#)

Other Check or test: [umx](#), [umx_check_names\(\)](#), [umx_is_class\(\)](#), [umx_is_endogenous\(\)](#), [umx_is_exogenous\(\)](#), [umx_is_ordered\(\)](#)

Examples

```
umx_is_numeric(mtcars) # TRUE
umx_is_numeric(mtcars, all=FALSE) # vector of TRUE
```

<code>umx_is_ordered</code>	<i>Test if one or more variables in a dataframe are ordered</i>
-----------------------------	---

Description

Return the names of any ordinal variables in a dataframe

Usage

```
umx_is_ordered(
  df,
  names = FALSE,
  strict = TRUE,
  binary.only = FALSE,
  ordinal.only = FALSE,
  continuous.only = FALSE,
  summaryObject = FALSE
)
```

Arguments

<code>df</code>	A <code>data.frame()</code> or <code>OpenMx::mxData()</code> to look in for ordinal variables (if you offer a matrix or vector, it will be upgraded to a dataframe)
<code>names</code>	whether to return the names of ordinal variables, or a binary (T,F) list (default = FALSE)
<code>strict</code>	whether to stop when unordered factors are found (default = TRUE)
<code>binary.only</code>	only count binary factors (2-levels) (default = FALSE)
<code>ordinal.only</code>	only count ordinal factors (3 or more levels) (default = FALSE)
<code>continuous.only</code>	use with <code>names = TRUE</code> to get the names of the continuous variables
<code>summaryObject</code>	whether to return a nice summary object. Overrides other settings (FALSE)

Value

- vector of variable names or Booleans

References

- <https://github.com/tbates/umx>

See Also

Other Check or test: [umx](#), [umx_check_names\(\)](#), [umx_is_class\(\)](#), [umx_is_endogenous\(\)](#), [umx_is_exogenous\(\)](#), [umx_is_numeric\(\)](#)

Examples

```
x = data.frame(ordered(rbinom(100,1,.5))); names(x) = c("x")
umx_is_ordered(x, summaryObject= TRUE) # all ordered factors including binary
tmp = mtcars

tmp$cyl = ordered(mtcars$cyl) # ordered factor
tmp$vs = ordered(mtcars$vs) # binary factor
umx_is_ordered(tmp) # true/false
umx_is_ordered(tmp, strict=FALSE)
umx_is_ordered(tmp, names = TRUE)
umx_is_ordered(tmp, names = TRUE, binary.only = TRUE)
umx_is_ordered(tmp, names = TRUE, ordinal.only = TRUE)
umx_is_ordered(tmp, names = TRUE, continuous.only = TRUE)
umx_is_ordered(tmp, continuous.only = TRUE)

x = umx_is_ordered(tmp, summaryObject= TRUE)

isContinuous = !umx_is_ordered(tmp)
## Not run:
# nb: By default, unordered factors cause a message...
tmp$gear = factor(mtcars$gear) # Unordered factor
umx_is_ordered(tmp)
umx_is_ordered(tmp, strict = FALSE) # compare: no warning

# also: not designed to work on single variables...
umx_is_ordered(tmp$cyl)
# Do this instead...
umx_is_ordered(tmp[, "cyl", drop= FALSE])

## End(Not run)
```

umx_is_RAM

umx_is_RAM

Description

Utility function returning a binary answer to the question "Is this a RAM model?"

Usage

```
umx_is_RAM(obj)
```

Arguments

obj an object to be tested to see if it is an OpenMx RAM `OpenMx::mxModel()`

Value

- Boolean

References

- <https://github.com/tbates/umx>

See Also

Other Test: `umx_check()`, `umx_check_OS()`, `umx_check_model()`, `umx_check_names()`, `umx_check_parallel()`, `umx_has_CIs()`, `umx_has_been_run()`, `umx_has_means()`, `umx_has_square_brackets()`, `umx_is_MxData()`, `umx_is_MxMatrix()`, `umx_is_MxModel()`, `umx_is_cov()`

Examples

```
## Not run:
require(umx)
data(demoOneFactor)
manifests = names(demoOneFactor)
m1 = umxRAM("is_RAM_ex", data = demoOneFactor, type = "cov",
  umxPath("G", to = manifests),
  umxPath(var = manifests),
  umxPath(var = "G", fixedAt = 1)
)

if(umx_is_RAM(m1)){
  message("nice RAM model!")
}
if(!umx_is_RAM(m1)){
  message("model needs to be a RAM model")
}

## End(Not run)
```


Description

umx_long2wide merges on famID. Family members are ordered by twinID.

twinID is equivalent to birth order. Up to 10 twinIDs are allowed (family order).

Note: Not all data sets have an order column, but it is essential to rank subjects correctly.

You might start off with a TWID which is a concatenation of a familyID and a 2 digit twinID

Generating famID and twinID as used by this function

You can capture the last 2 digits with the mod function: `twinID = df$TWID %% 100`

You can *drop* the last 2 digits with integer div: `famID = df$TWID %% 100`

Note: The functions assumes that if zygosity or any passalong variables are NA in the first family member, they are NA everywhere. i.e., it does not hunt for values that are present elsewhere to try and self-heal missing data.

Usage

```
umx_long2wide(
  data,
  famID = NA,
  twinID = NA,
  zygosity = NA,
  vars2keep = NA,
  passalong = NA,
  twinIDs2keep = NA
)
```

Arguments

data	The original (long-format) data file
famID	The unique identifier for members of a family
twinID	The twinID. Typically 1, 2, 50 51, etc...
zygosity	Typically MZFF, DZFF MZMM, DZMM DZOS
vars2keep	= The variables you wish to analyse (these will be renamed with paste0("_T", twinID))
passalong	= Variables you wish to pass-through (keep, even though not twin vars)
twinIDs2keep	= If NA (the default) all twinIDs are kept, else only those listed here. Useful to drop sibs.

Value

- dataframe in wide format

References

- <https://github.com/tbates/umx>, <https://tbates.github.io>

See Also

- [merge\(\)](#)

Other Twin Data functions: [umx](#), [umx_make_TwinData\(\)](#), [umx_make_twin_data_nice\(\)](#), [umx_residualize\(\)](#), [umx_scale_wide_twin_data\(\)](#), [umx_wide2long\(\)](#)

Examples

```
## Not run:
# =====
# = First make a long format file for the demo =
# =====
data(twinData)
tmp = twinData[, -2]
tmp$twinID1 = 1; tmp$twinID2 = 2
long = umx_wide2long(data = tmp, sep = "")
str(long)
# 'data.frame': 7616 obs. of 11 variables:
# $ fam : int 1 2 3 4 5 6 7 8 9 10 ...
# $ zyg : int 1 1 1 1 1 1 1 1 1 1 ...
# $ part : int 2 2 2 2 2 2 2 2 2 2 ...
# $ cohort : chr "younger" "younger" "younger" "younger" ...
# $ zygoty: Factor w/ 5 levels "MZFF","MZMM",...: 1 1 1 1 1 1 1 1 1 1 ...
# $ wt : int 58 54 55 66 50 60 65 40 60 76 ...
# $ ht : num 1.7 1.63 1.65 1.57 1.61 ...
# $ htwt : num 20.1 20.3 20.2 26.8 19.3 ...
# $ bmi : num 21 21.1 21 23 20.7 ...
# $ age : int 21 24 21 21 19 26 23 29 24 28 ...
# $ twinID : num 1 1 1 1 1 1 1 1 1 1 ...

# OK. Now to demo long2wide...

# Keeping all columns
wide = umx_long2wide(data= long, famID= "fam", twinID= "twinID", zygoty= "zygoty")
namez(wide) # some vars, like part, should have been passed along instead of made into "part_T1"

# =====
# = Demo requesting specific vars2keep =
# =====

# Just keep bmi and wt
wide = umx_long2wide(data= long, famID= "fam", twinID= "twinID",
  zygoty = "zygoty", vars2keep = c("bmi", "wt")
)

namez(wide)
# "fam" "twinID" "zygoty" "bmi_T1" "wt_T1" "bmi_T2" "wt_T2"

# =====
# = Demo passalong =
# =====
# Keep bmi and wt, and pass through 'cohort'
wide = umx_long2wide(data= long, famID= "fam", twinID= "twinID", zygoty= "zygoty",
```

```
vars2keep = c("bmi", "wt"), passalong = "cohort"
)
namez(wide)

## End(Not run)
```

umx_lower.tri

Get values from lower triangle of a matrix

Description

umx_lower.tri is a wrapper for [lower.tri\(\)](#) and a selection to return values from a lower matrix in one step.

Usage

```
umx_lower.tri(x, diag = FALSE)
```

Arguments

x a [matrix\(\)](#) from which to extract values.
diag whether to include the diagonal (default = FALSE).

Value

- values of cells of the lower triangle.

See Also

- [lower.tri\(\)](#)

Other Miscellaneous Utility Functions: [install.OpenMx\(\)](#), [libs\(\)](#), [qm\(\)](#), [umx](#), [umxLav2RAM\(\)](#), [umxModelNames\(\)](#), [umxRAM2Lav\(\)](#), [umxVersion\(\)](#), [umx_array_shift\(\)](#), [umx_find_object\(\)](#), [umx_msg\(\)](#), [umx_open_CRAN_page\(\)](#), [umx_pad\(\)](#), [umx_print\(\)](#)

Examples

```
x = qm(1,2,3|4,5,6|7,8,9)
umx_lower.tri(x)
# 4,7,8
umx_lower.tri(x, diag=TRUE) # 1 4 7 5 8 9
```

umx_lower2full	<i>Convert lower-only matrix data to full (or enforce symmetry on a full matrix)</i>
----------------	--

Description

Takes a vector of the lower-triangle of cells in a matrix as you might read-in from a journal article), OR a matrix (for instance from a "lower" [OpenMx::mxMatrix()]), and returns a full matrix, copying the lower triangle into the upper.

Usage

```
umx_lower2full(lower.data, diag = NULL, byrow = TRUE, dimnames = NULL)
```

Arguments

lower.data	An [OpenMx::mxMatrix()]
diag	A boolean specifying whether the lower.data includes the diagonal
byrow	Whether the matrix is to be filled by row or by column (default = TRUE)
dimnames	Optional dimnames for the matrix (defaults to NULL)

Details

note: Can also take lower data presented in the form of a data.frame. Note also, if presented with a full matrix, the function will return a matrix with symmetry enforced. Can be handy when you have a "nearly-symmetrical" matrix (with differences in the tenth decimal place).

Value

- [OpenMx::mxMatrix()]

References

- <<https://github.com/tbates/umx>>

See Also

Other Data Functions: [noNAs\(\)](#), [prolific_anonymize\(\)](#), [prolific_check_ID\(\)](#), [prolific_read_demog\(\)](#), [umx](#), [umxFactor\(\)](#), [umxHetCor\(\)](#), [umx_as_numeric\(\)](#), [umx_cont_2_quantiles\(\)](#), [umx_make_MR_data\(\)](#), [umx_make_TwinData\(\)](#), [umx_make_fake_data\(\)](#), [umx_make_raw_from_cov\(\)](#), [umx_merge_randomized_columns\(\)](#), [umx_polychoric\(\)](#), [umx_polypairwise\(\)](#), [umx_polytriowise\(\)](#), [umx_read_lower\(\)](#), [umx_rename\(\)](#), [umx_reorder\(\)](#), [umx_score_scale\(\)](#), [umx_select_valid\(\)](#), [umx_stack\(\)](#), [umx_strings2numeric\(\)](#)

Examples

```

# 1. Test with a vector in byrow = TRUE order)
tmp = c(
  1.0000,
  0.6247, 1.0000,
  0.3269, 0.3669, 1.0000,
  0.4216, 0.3275, 0.6404, 1.0000,
  0.2137, 0.2742, 0.1124, 0.0839, 1.0000,
  0.4105, 0.4043, 0.2903, 0.2598, 0.1839, 1.0000,
  0.3240, 0.4047, 0.3054, 0.2786, 0.0489, 0.2220, 1.0000,
  0.2930, 0.2407, 0.4105, 0.3607, 0.0186, 0.1861, 0.2707, 1.0000,
  0.2995, 0.2863, 0.5191, 0.5007, 0.0782, 0.3355, 0.2302, 0.2950, 1.0000,
  0.0760, 0.0702, 0.2784, 0.1988, 0.1147, 0.1021, 0.0931, -0.0438, 0.2087, 1.000
)
x = umx_lower2full(tmp, diag = TRUE)
# check
isSymmetric(x)

# 2. Test with matrix input
tmpn = c("ROccAsp", "REdAsp", "FOccAsp", "FEdAsp", "RParAsp",
         "RIQ", "RSES", "FSES", "FIQ", "FParAsp")
tmp = matrix(nrow = 10, ncol = 10, byrow = TRUE, dimnames = list(tmpn,tmpn), data =
c(1.0000, 0.0000, 0.0000, 0.0000, 0.0000, 0.0000, 0.0000, 0.0000, 0.0000, 0,
0.6247, 1.0000, 0.0000, 0.0000, 0.0000, 0.0000, 0.0000, 0.0000, 0.0000, 0,
0.3269, 0.3669, 1.0000, 0.0000, 0.0000, 0.0000, 0.0000, 0.0000, 0.0000, 0,
0.4216, 0.3275, 0.6404, 1.0000, 0.0000, 0.0000, 0.0000, 0.0000, 0.0000, 0,
0.2137, 0.2742, 0.1124, 0.0839, 1.0000, 0.0000, 0.0000, 0.0000, 0.0000, 0,
0.4105, 0.4043, 0.2903, 0.2598, 0.1839, 1.0000, 0.0000, 0.0000, 0.0000, 0,
0.3240, 0.4047, 0.3054, 0.2786, 0.0489, 0.2220, 1.0000, 0.0000, 0.0000, 0,
0.2930, 0.2407, 0.4105, 0.3607, 0.0186, 0.1861, 0.2707, 1.0000, 0.0000, 0,
0.2995, 0.2863, 0.5191, 0.5007, 0.0782, 0.3355, 0.2302, 0.2950, 1.0000, 0,
0.0760, 0.0702, 0.2784, 0.1988, 0.1147, 0.1021, 0.0931, -0.0438, 0.2087, 1)
)
x = umx_lower2full(tmp, diag= TRUE)
isSymmetric(x)

# 3. Test with lower-vector, no diagonal.
tmp = c(
  0.6247,
  0.3269, 0.3669,
  0.4216, 0.3275, 0.6404,
  0.2137, 0.2742, 0.1124, 0.0839,
  0.4105, 0.4043, 0.2903, 0.2598, 0.1839,
  0.3240, 0.4047, 0.3054, 0.2786, 0.0489, 0.2220,
  0.2930, 0.2407, 0.4105, 0.3607, 0.0186, 0.1861, 0.2707,
  0.2995, 0.2863, 0.5191, 0.5007, 0.0782, 0.3355, 0.2302, 0.2950,
  0.0760, 0.0702, 0.2784, 0.1988, 0.1147, 0.1021, 0.0931, -0.0438, 0.2087
)
umx_lower2full(tmp, diag = FALSE)

# An example with byrow = FALSE

```

```

ldiag = c(
  1, -.17, -.22, -.19, -.12, .81, -.02, -.26, -.2, -.15,
  1, .11, .2, .21, -.01, .7, .1, .7, .1, .17, .22,
  1, .52, .68, -.12, .09, .49, .27, .46,
  1, .5, -.06, .17, .26, .80, .31,
  1, -.1, .19, .36, .23, .42,
  1, .02, -.19, -.06, -.06,
  1, .1, .18, .27,
  1, .51, .7,
  1, .55,
  1)
umx_lower2full(tmp, byrow = FALSE, diag = TRUE)

```

umx_make

"make" the umx package using devtools: release to CRAN etc.

Description

Easily run devtools "install", "release", "win", "examples" etc.

Usage

```

umx_make(
  what = c("load", "quickInst", "install", "spell", "sitrep", "deps_install",
    "checkCRAN", "testthat", "examples", "win", "rhub", "lastRhub", "release"),
  pkg = "~/bin/umx",
  check = TRUE,
  run = FALSE,
  start = NULL,
  spelling = "en_US",
  which = c("win", "mac", "linux", "solaris"),
  run_dont_test = FALSE,
  spell = TRUE
)

```

Arguments

what	whether to "install", "release" to CRAN, "test", "check" test on "win" or "rhub", "spell", or "examples").
pkg	the local path to your package. Defaults to my path to umx.
check	Whether to run check on the package before release (default = TRUE).
run	If what is "examples", whether to also run examples marked don't run. (default FALSE).
start	If what is "examples", which function to start from (default (NULL) = beginning).

spelling	Whether to check spelling before release (default = "en_US": set NULL to not check).
which	What rhub platform to use? c("mac", "linux", "win").
run_dont_test	When checking.
spell	for rhub, check spelling? TRUE

Value

None

References

- <https://devtools.r-lib.org>, <https://github.com/tbates/umx>

See Also

Other xmu internal not for end user: `umxModel()`, `umxRenameMatrix()`, `umx_APA_pval()`, `umx_fun_mean_sd()`, `umx_get_bracket_addresses()`, `umx_standardize()`, `umx_string_to_algebra()`, `xmuHasSquareBrackets()`, `xmuLabel_MATRIX_Model()`, `xmuLabel_Matrix()`, `xmuLabel_RAM_Model()`, `xmuMI()`, `xmuMakeDeviationThresholdsMat`, `xmuMakeOneHeadedPathsFromPathList()`, `xmuMakeTwoHeadedPathsFromPathList()`, `xmuMaxLevels()`, `xmuMinLevels()`, `xmuPropagateLabels()`, `xmuRAM2Ordinal()`, `xmuTwinSuper_Continuous()`, `xmuTwinSuper_NoBinary()`, `xmuTwinUpgradeMeansToCovariateModel()`, `xmu_CI_merge()`, `xmu_CI_stash()`, `xmu_DF_to_mxData_TypeCov()`, `xmu_PadAndPruneForDefVars()`, `xmu_bracket_address2rclabel()`, `xmu_cell_is_on()`, `xmu_check_levels_identical()`, `xmu_check_needs_means()`, `xmu_check_variance()`, `xmu_clean_label()`, `xmu_data_missing()`, `xmu_data_swap_a_block()`, `xmu_describe_data_WLS()`, `xmu_dot_make_paths()`, `xmu_dot_make_residuals()`, `xmu_dot_maker()`, `xmu_dot_move_ranks()`, `xmu_dot_rank_str()`, `xmu_extract_column()`, `xmu_get_CI()`, `xmu_lavaan_process_group()`, `xmu_make_TwinSuperModel()`, `xmu_make_bin_cont_pair_data()`, `xmu_make_mxData()`, `xmu_match.arg()`, `xmu_name_from_lavaan_str()`, `xmu_path2twin()`, `xmu_path_regex()`, `xmu_print_algebras()`, `xmu_rclabel_2_bracket_address()`, `xmu_relevel_factors()`, `xmu_safe_run_summary()`, `xmu_set_sep_from_suffi`, `xmu_show_fit_or_comparison()`, `xmu_simplex_corner()`, `xmu_standardize_ACE()`, `xmu_standardize_ACEcov()`, `xmu_standardize_ACEv()`, `xmu_standardize_CP()`, `xmu_standardize_IP()`, `xmu_standardize_RAM()`, `xmu_standardize_SexLim()`, `xmu_standardize_Simplex()`, `xmu_start_value_list()`, `xmu_starts()`, `xmu_summary_RAM_group_parameters()`, `xmu_twin_add_WeightMatrices()`, `xmu_twin_check()`, `xmu_twin_get_var_names()`, `xmu_twin_make_def_means_mats_and_alg()`, `xmu_twin_upgrade_selDvs2SelVars()`

Examples

```
## Not run:
# umx_make() # Just load new code (don't rebuild help etc)
# umx_make(what = "quickInst") # Quick install
# umx_make(what = "install") # Full package rebuild and install
# umx_make(what = "spell") # Spellcheck Rd documents
# umx_make(what = "sitrep") # Are needed packages up to date?
# umx_make(what = "deps_install") # Update needed packages
# umx_make(what = "examples") # Run the examples
# umx_make(what = "checkCRAN") # Run R CMD check
# umx_make(what = "rhub") # Check on rhub
# umx_make(what = "win") # Check on win-builder
```

```
# umx_make(what = "release") # Release to CRAN
# tmp = umx_make(what = "lastRhub") # View rhub result

## End(Not run)
```

```
umx_make_fake_data    umx_make_fake_data
```

Description

This function takes as argument an existing dataset, which must be either a matrix or a data frame. Each column of the dataset must consist either of numeric variables or ordered factors. When one or more ordered factors are included, then a heterogeneous correlation matrix is computed using John Fox's polycor package. Pairwise complete observations are used for all covariances, and the exact pattern of missing data present in the input is placed in the output, provided a new sample size is not requested. Warnings from the polycor::hetcor function are suppressed.

Usage

```
umx_make_fake_data(
  dataset,
  digits = 2,
  n = NA,
  use.names = TRUE,
  use.levels = TRUE,
  use.miss = TRUE,
  mvt.method = "eigen",
  het.ML = FALSE,
  het.suppress = TRUE
)
```

Arguments

dataset	The original dataset of which to make a simulacrum
digits	= Round the data to the requested digits (default = 2)
n	Number of rows to generate (NA = all rows in dataset)
use.names	Whether to name the variables (default = TRUE)
use.levels	= Whether to use existing levels (default = TRUE)
use.miss	Whether to have data missing as in original (defaults to TRUE)
mvt.method	= Passed to hetcor (default = "eigen")
het.ML	= Passed to hetcor (default = FALSE)
het.suppress	Passed to hetcor (default = TRUE)

Value

- new dataframe

See Also

[OpenMx::mxGenerateData()]

Other Data Functions: [noNAs\(\)](#), [prolific_anonymize\(\)](#), [prolific_check_ID\(\)](#), [prolific_read_demog\(\)](#), [umx](#), [umxFactor\(\)](#), [umxHetCor\(\)](#), [umx_as_numeric\(\)](#), [umx_cont_2_quantiles\(\)](#), [umx_lower2full\(\)](#), [umx_make_MR_data\(\)](#), [umx_make_TwinData\(\)](#), [umx_make_raw_from_cov\(\)](#), [umx_merge_randomized_columns\(\)](#), [umx_polychoric\(\)](#), [umx_polypairwise\(\)](#), [umx_polytriwise\(\)](#), [umx_read_lower\(\)](#), [umx_rename\(\)](#), [umx_reorder\(\)](#), [umx_score_scale\(\)](#), [umx_select_valid\(\)](#), [umx_stack\(\)](#), [umx_strings2numeric\(\)](#)

Examples

```
fakeCars = umx_make_fake_data(mtcars)
```

umx_make_MR_data	<i>Simulate Mendelian Randomization data</i>
------------------	--

Description

umx_make_MR_data returns a dataset containing 4 variables: A variable of interest (Y), a putative cause (X), a qtl (quantitative trait locus) influencing X, and a confounding variable (U) affecting both X and Y.

Usage

```
umx_make_MR_data(
  nSubjects = 1000,
  Vqtl = 0.02,
  bXY = 0.1,
  bUX = 0.5,
  bUY = 0.5,
  pQTL = 0.5,
  seed = 123
)
```

Arguments

nSubjects	Number of subjects in sample
Vqtl	Variance of QTL affecting causal variable X (Default 0.02)
bXY	Causal effect of X on Y (Default 0.1)
bUX	Confounding effect of confounder 'U' on X (Default 0.5)
bUY	Confounding effect of confounder 'U' on Y (Default 0.5)
pQTL	Decreaser allele frequency (Default 0.5)
seed	value for the random number generator (Default 123)

Details

The code to make these Data. Modified from Dave Evans 2016 Boulder workshop talk.

Value

- data.frame

See Also

umx_make_TwinData

Other Data Functions: [noNAs\(\)](#), [prolific_anonymize\(\)](#), [prolific_check_ID\(\)](#), [prolific_read_demog\(\)](#), [umx](#), [umxFactor\(\)](#), [umxHetCor\(\)](#), [umx_as_numeric\(\)](#), [umx_cont_2_quantiles\(\)](#), [umx_lower2full\(\)](#), [umx_make_TwinData\(\)](#), [umx_make_fake_data\(\)](#), [umx_make_raw_from_cov\(\)](#), [umx_merge_randomized_columns\(\)](#), [umx_polychoric\(\)](#), [umx_polypairwise\(\)](#), [umx_polytriowise\(\)](#), [umx_read_lower\(\)](#), [umx_rename\(\)](#), [umx_reorder\(\)](#), [umx_score_scale\(\)](#), [umx_select_valid\(\)](#), [umx_stack\(\)](#), [umx_strings2numeric\(\)](#)

Examples

```
df = umx_make_MR_data(10000)
str(df)
## Not run:
m1 = umxTwoStage(Y ~ X, ~qt1, data = df)
plot(m1)

## End(Not run)
```

umx_make_raw_from_cov *Turn a cov matrix into raw data*

Description

A wrapper for [MASS::mvrnorm\(\)](#) to simplify turning a covariance matrix into matching raw data.

Usage

```
umx_make_raw_from_cov(covMat, n, means = 0, varNames = NULL, empirical = FALSE)
```

Arguments

covMat	A covariance matrix
n	How many rows of data to return
means	the means of the raw data (default = 0)
varNames	default uses "var1", "var2"
empirical	(passed to mvrnorm) Default = FALSE

Value

- data.frame

References

- <https://tbates.github.io>, <https://github.com/tbates/umx>

See Also

- [cov2cor\(\)](#), [MASS::mvrnorm\(\)](#)

Other Data Functions: [noNAs\(\)](#), [prolific_anonymize\(\)](#), [prolific_check_ID\(\)](#), [prolific_read_demog\(\)](#), [umx](#), [umxFactor\(\)](#), [umxHetCor\(\)](#), [umx_as_numeric\(\)](#), [umx_cont_2_quantiles\(\)](#), [umx_lower2full\(\)](#), [umx_make_MR_data\(\)](#), [umx_make_TwinData\(\)](#), [umx_make_fake_data\(\)](#), [umx_merge_randomized_columns\(\)](#), [umx_polychoric\(\)](#), [umx_polypairwise\(\)](#), [umx_polytriowise\(\)](#), [umx_read_lower\(\)](#), [umx_rename\(\)](#), [umx_reorder\(\)](#), [umx_score_scale\(\)](#), [umx_select_valid\(\)](#), [umx_stack\(\)](#), [umx_strings2numeric\(\)](#)

Examples

```
covData <- matrix(nrow=6, ncol=6, byrow=TRUE, dimnames=list(paste0("v", 1:6), paste0("v", 1:6)),
  data = c(0.9223099, 0.1862938, 0.4374359, 0.8959973, 0.9928430, 0.5320662,
    0.1862938, 0.2889364, 0.3927790, 0.3321639, 0.3371594, 0.4476898,
    0.4374359, 0.3927790, 1.0069552, 0.6918755, 0.7482155, 0.9013952,
    0.8959973, 0.3321639, 0.6918755, 1.8059956, 1.6142005, 0.8040448,
    0.9928430, 0.3371594, 0.7482155, 1.6142005, 1.9223567, 0.8777786,
    0.5320662, 0.4476898, 0.9013952, 0.8040448, 0.8777786, 1.3997558)
)

myData = umx_make_raw_from_cov(covData, n = 100, means = 1:6)
umxAPA(myData)
covMat = matrix(c(1, .3, .3, 1), nrow=2)
tmp= umx_make_raw_from_cov(covMat, n=10, varNames= c("x", "y"))
cov(tmp)
tmp= umx_make_raw_from_cov(covMat, n=10, varNames= c("x", "y"), empirical= TRUE)
cov(tmp)
tmp= umx_make_raw_from_cov(qm(1, .3| .3, 1), n=10, varNames= c("x", "y"))
cov(tmp)
```

umx_make_sql_from_excel

Convert an excel spreadsheet in a text file on sql statements.

Description

Unlikely to be of use to anyone but the package author :-)

Usage

```
umx_make_sql_from_excel(theFile = "Finder")
```

Arguments

theFile The xlsx file to read. Default = "Finder")

Details

On OS X, by default, the file selected in the front-most Finder window will be chosen. If it is blank, a choose file dialog will be thrown.

Read an xlsx file and convert into SQL insert statements (placed on the clipboard) On MacOS, the function can access the current front-most Finder window.

The file name should be the name of the test. Columns should be headed: itemText direction scale type [optional response options]

The SQL fields generated are: itemID, test, native_item_number, item_text, direction, scale, format, author

tabbedPlus: list scored from 0 to n-1

tabbedVertPlus: tabbed, but vertical lay-out

number 2+2\<itemBreak\>min='0' max='7' step='1'

5fm Scored 1-5, anchored: Strongly Disagree | Disagree | Neutral | Agree | Strongly Agree

intro (not) scored, and sequenced as item 0

Value

None

References

- <https://github.com/tbates/umx>

See Also

Other File Functions: [dl_from_dropbox\(\)](#), [umx](#), [umx_file_load_pseudo\(\)](#), [umx_move_file\(\)](#), [umx_open\(\)](#), [umx_rename_file\(\)](#), [umx_write_to_clipboard\(\)](#)

Examples

```
## Not run:
# An example Excel spreadsheet
# local uncompiled path
fp = system.file("inst/extdata", "GQ6.sql.xlsx", package = "umx")
# installed path
fp = system.file("extdata", "GQ6.sql.xlsx", package = "umx")
umx_open(fp)
umx_make_sql_from_excel() # Using file selected in front-most Finder window
umx_make_sql_from_excel("~/Desktop/test.xlsx") # provide a path

## End(Not run)
```

umx_make_TwinData	<i>Simulate twin data with control over A, C, and E parameters, as well as moderation of A.</i>
-------------------	---

Description

Makes MZ and DZ twin data, optionally with moderated A. By default, the three variance components must sum to 1.

See examples for how to use this: it is pretty flexible.

If you provide 2 varNames, they will be used for twin 1 and twin 2. If you provide one, it will be expanded to var_T1 and var_T2. **note:** the function was designed around nSib = 2 and var names = var_T1. It isn't yet smart enough to do, for instance scaling or shifting to make the min value 0 (normal for most traits we analyse) for nonstandard varNames and 'nSib'.

Note, if you want a power calculator, see [power.ACE.test\(\)](#) and [umxPower\(\)](#).

Usage

You must supply nMZpairs (you can omit nDZpairs). You can give any two of A, C, or E and the function deduces the missing parameter so $A+C+E == 1$.

Moderation

Univariate GxE Data To simulate data for umxGxE, offer up a list of the average, min and max values for AA, i.e., $c(\text{avg} = .5, \text{min} = 0, \text{max} = 1)$.

umx_make_TwinData will return moderated data, with average value = avg, swinging down to min and up to max across 3-SDs of the moderator.

Bivariate GxE Data

To simulate data with a moderator that is not shared by both twins. Moderated heritability is specified via the bivariate relationship (AA, CC, EE) and two moderators in each component. AA = list(a11 = .4, a12 = .1, a22 = .15) CC = list(c11 = .2, c12 = .1, c22 = .10) EE = list(e11 = .4, e12 = .3, e22 = .25) Amod = list(Beta_a1 = .025, Beta_a2 = .025) Cmod = list(Beta_c1 = .025, Beta_c2 = .025) Emod = list(Beta_e1 = .025, Beta_e2 = .025)

Usage

```
umx_make_TwinData(
  nMZpairs,
  nDZpairs = nMZpairs,
  AA = NULL,
  CC = NULL,
  EE = NULL,
  DD = NULL,
  varNames = "var",
  MZr = NULL,
  DZr = MZr,
  nSib = 2,
  dzAr = 0.5,
```

```

scale = FALSE,
mean = 0,
sd = 1,
nThresh = NULL,
sum2one = TRUE,
bivAmod = NULL,
bivCmod = NULL,
bivEmod = NULL,
seed = NULL,
empirical = FALSE
)

```

Arguments

nMZpairs	Number of MZ pairs to simulate
nDZpairs	Number of DZ pairs to simulate (defaults to nMZpairs)
AA	value for A variance. NOTE: See options for use in GxE and Bivariate GxE
CC	value for C variance.
EE	value for E variance.
DD	value for E variance.
varNames	name for variables (defaults to 'var')
MZr	If MZr and DZr are set (default = NULL), the function returns dataframes of the request n and correlation.
DZr	Set to return dataframe using MZr and DZr (Default NULL)
nSib	Number of siblings in a family (default = 2). "3" = extra sib.
dzAr	DZ Ar (default .5)
scale	Whether to scale output to var=1 mean=0 (Default FALSE)
mean	mean for traits (default = 0) (not applied to moderated cases)
sd	sd of traits (default = 1) (not applied to moderated cases)
nThresh	If supplied, use as thresholds and return mxFactor output? (default is not to)
sum2one	Whether to enforce AA + CC + EE summing the one (default = TRUE)
bivAmod	Used for Bivariate GxE data: list(Beta_a1 = .025, Beta_a2 = .025)
bivCmod	Used for Bivariate GxE data: list(Beta_c1 = .025, Beta_c2 = .025)
bivEmod	Used for Bivariate GxE data: list(Beta_e1 = .025, Beta_e2 = .025)
seed	Allows user to set.seed() if wanting reproducible dataset
empirical	Passed to mvrnorm

Value

- list of mzData and dzData dataframes containing T1 and T2 plus, if needed M1 and M2 (moderator values)

References

- <https://github.com/tbates/umx>, <https://tbates.github.io>

See Also

- `umxACE()`, `umxGxE()`, `umxGxEbiv()`

Other Twin Data functions: `umx`, `umx_long2wide()`, `umx_make_twin_data_nice()`, `umx_residualize()`, `umx_scale_wide_twin_data()`, `umx_wide2long()`

Other Data Functions: `noNAs()`, `prolific_anonymize()`, `prolific_check_ID()`, `prolific_read_demog()`, `umx`, `umxFactor()`, `umxHetCor()`, `umx_as_numeric()`, `umx_cont_2_quantiles()`, `umx_lower2full()`, `umx_make_MR_data()`, `umx_make_fake_data()`, `umx_make_raw_from_cov()`, `umx_merge_randomized_columns()`, `umx_polychoric()`, `umx_polypairwise()`, `umx_polytriwise()`, `umx_read_lower()`, `umx_rename()`, `umx_reorder()`, `umx_score_scale()`, `umx_select_valid()`, `umx_stack()`, `umx_strings2numeric()`

Examples

```
# =====
# = Basic Example, with all elements of std univariate data specified =
# =====
tmp = umx_make_TwinData(nMZpairs = 10000, AA = .30, CC = .00, EE = .70)
# Show dataframe with 20,000 rows and 3 variables: var_T1, var_T2, and zygosity
str(tmp)

# =====
# = How to consume the datasets =
# =====

mzData = tmp[tmp$zygosity == "MZ", ]
dzData = tmp[tmp$zygosity == "DZ", ]
str(mzData); str(dzData);
cov(mzData[, c("var_T1", "var_T2")])
cov(dzData[, c("var_T1", "var_T2")])
umxAPA(mzData[, c("var_T1", "var_T2")])

# Prefer to work in path coefficient values? (little a?)
tmp = umx_make_TwinData(2000, AA = .7^2, CC = .0)
mzData = tmp[tmp$zygosity == "MZ", ]
dzData = tmp[tmp$zygosity == "DZ", ]
m1 = umxACE(selDVs="var", sep="_T", mzData= mzData, dzData= dzData)

# Examine correlations
cor(mzData[,c("var_T1", "var_T2")])
cor(dzData[,c("var_T1", "var_T2")])

# Example with D (left un-modeled in ACE)
tmp = umx_make_TwinData(nMZpairs = 500, AA = .4, DD = .2, CC = .2)
m1 = umxACE(selDVs="var", data = tmp, mzData= "MZ", dzData= "DZ")
# |   | a1| c1| e1|
# |---|----|----|----|
# |var | 0.86| 0.24| 0.45|
```

```

m1 = umxACE(selDVs="var", data = tmp, mzData= "MZ", dzData= "DZ", dzCr=.25)
# |   | a1|d1 | e1|
# |:---|----:|:--|----:|
# |var | 0.9|. | 0.44|

# =====
# = Shortcuts =
# =====

# Omit nDZpairs (equal numbers of both by default)
tmp = umx_make_TwinData(100, AA = 0.5, CC = 0.3) # omit any one of A, C, or E (sums to 1)
cov(tmp[tmp$zygosity == "DZ", c("var_T1", "var_T2")])

# Not limited to unit variance
tmp = umx_make_TwinData(100, AA = 3, CC = 2, EE = 3, sum2one = FALSE)
cov(tmp[tmp$zygosity == "MZ", c("var_T1", "var_T2")])

# Output can be scaled (mean=0, std=1)
tmp = umx_make_TwinData(100, AA = .7, CC = .1, scale = TRUE)
cov(tmp[tmp$zygosity == "MZ", c("var_T1", "var_T2")])

## Not run:

# =====
# = GxE Example =
# =====

AA = c(avg = .5, min = .1, max = .8)
tmp = umx_make_TwinData(nMZpairs = 140, nDZpairs = 240, AA = AA, CC = .35, EE = .65, scale= TRUE)
mzData = tmp[tmp$zygosity == "MZ", ]
dzData = tmp[tmp$zygosity == "DZ", ]
m1 = umxGxE(selDVs = "var", selDefs = "M", sep = "_T", mzData = mzData, dzData = dzData)

# =====
# = Threshold Example =
# =====
tmp = umx_make_TwinData(100, AA = .6, CC = .2, nThresh = 3)
str(tmp)
umx_polychoric(subset(tmp, zygosity=="MZ", c("var_T1", "var_T2")))$polychorics
# Running model with 7 parameters
#           var_T1   var_T2
# var_T1  1.0000000  0.7435457
# var_T2  0.7435457  1.0000000

# =====
# = Just use MZr and DZr (also works with nSib>2) =
# =====
tmp = umx_make_TwinData(100, MZr = .86, DZr = .60, nSib= 3, varNames = "IQ")
umxAPA(subset(tmp, zygosity == "MZ", paste0("IQ_T", 1:2)))
umxAPA(subset(tmp, zygosity == "DZ", paste0("IQ_T", 1:2)))
m1 = umxACE(selDVs= "IQ", data = tmp)

```



```

m1 = umxACE(selDVs= "IQ", data = tmp, nSib=3)
# TODO tnx_ examples of unmodeled D etc.

# Bivariate GxSES example (see umxGxEbiv)

AA = list(a11 = .4, a12 = .1, a22 = .15)
CC = list(c11 = .2, c12 = .1, c22 = .10)
EE = list(e11 = .4, e12 = .3, e22 = .25)
Amod = list(Beta_a1 = .025, Beta_a2 = .025)
Cmod = list(Beta_c1 = .025, Beta_c2 = .025)
Emod = list(Beta_e1 = .025, Beta_e2 = .025)
tmp = umx_make_TwinData(5000, AA =AA, CC = CC, EE = EE,
bivAmod = Amod, bivCmod =Cmod, bivEmod =Emod)
str(tmp)
# 'data.frame': 10000 obs. of 7 variables:
# $ defM_T1 : num  0.171 0.293 -0.173 0.238 -0.73 ...
# $ defM_T2 : num  0.492 -0.405 -0.696 -0.829 -0.858 ...
# $ M_T1 : num  0.171 0.293 -0.173 0.238 -0.73 ...
# $ var_T1 : num  0.011 0.1045 0.5861 0.0583 1.0225 ...
# $ M_T2 : num  0.492 -0.405 -0.696 -0.829 -0.858 ...
# $ var_T2 : num  -0.502 -0.856 -0.154 0.065 -0.268 ...
# $ zygosity: Factor w/ 2 levels "MZ","DZ": 1 1 1 1 1 1 1 1 1 ...

# TODO tnx example showing how moderation of A introduces heteroscedasticity in a regression model:
# More residual variance at one extreme of the x axis (moderator)
# m1 = lm(var_T1~ M_T1, data = x);
# x = rbind(tmp[[1]], tmp[[2]])
# plot(residuals(m1)~ x$M_T1, data=x)

## End(Not run)

```

```
umx_make_twin_data_nice
```

Convert a twin dataset into umx standard format.

Description

umx_make_twin_data_nice is a function to convert your twin data into a format used across umx. Specifically:

1. Existing column for zygosity is renamed to "zygosity".
2. sep is set to "_T"
3. The twinID is set to sequential digits, i.e. 1,2...

Usage

```
umx_make_twin_data_nice(
  data,
  sep = "",
```

```

  zygoty = "zygoty",
  numbering,
  labelNumericZygoty = FALSE,
  levels = 1:5,
  labels = c("MZFF", "MZMM", "DZFF", "DZMM", "DZOS")
)

```

Arguments

<code>data</code>	a <code>data.frame()</code> to check/convert.
<code>sep</code>	existing separator string (will be updated to "_T").
<code>zygoty</code>	existing zygoty column name (will be renamed zygoty).
<code>numbering</code>	existing twin sequence string (will be updated to _T1, _T2, _T3).
<code>labelNumericZygoty</code>	If TRUE numeric zygoty levels will be set to labels.
<code>levels</code>	legal levels of zygoty (ignored if <code>labelNumericZygoty = FALSE</code> (default 1:5))
<code>labels</code>	labels for each zyg level <code>c("MZFF", "MZMM", "DZFF", "DZMM", "DZOS")</code> .

Value

- `data.frame()`

References

- [tutorials, tbates/umx](#)

See Also

- `umx_wide2long()`, `umx_long2wide()`,

Other Twin Data functions: `umx`, `umx_long2wide()`, `umx_make_TwinData()`, `umx_residualize()`, `umx_scale_wide_twin_data()`, `umx_wide2long()`

Examples

```

data(twinData)
tmp = twinData
tmp2 = umx_make_twin_data_nice(twinData, sep="", numbering = 1:5, zygoty="zygoty")
tmp$zygoty=NULL
tmp = umx_make_twin_data_nice(twinData, sep="", numbering = 1:5, zygoty="zygoty")
namez(tmp, "zyg")
levels(tmp$zygoty)

```

umx_means	<i>umx_means</i>
-----------	------------------

Description

Helper to get means from a df that might contain ordered or string data. Factor means are set to "ordVar"

Usage

```
umx_means(df, ordVar = 0, na.rm = TRUE)
```

Arguments

df	a dataframe of raw data from which to get variances.
ordVar	value to return for the means of factor data = 0
na.rm	passed to mean - defaults to "na.rm"

Value

- frame of means

See Also

Other Miscellaneous Stats Functions: [FishersMethod\(\)](#), [SE_from_p\(\)](#), [geometric_mean\(\)](#), [harmonic_mean\(\)](#), [oddsratio\(\)](#), [reliability\(\)](#), [umx](#), [umxCov2cor\(\)](#), [umxHetCor\(\)](#), [umxParan\(\)](#), [umxWeightedAIC\(\)](#), [umx_apply\(\)](#), [umx_cor\(\)](#), [umx_r_test\(\)](#), [umx_round\(\)](#), [umx_scale\(\)](#), [umx_var\(\)](#)

Examples

```
tmp = mtcars[,1:4]
tmp$cyl = ordered(mtcars$cyl) # ordered factor
tmp$hp = ordered(mtcars$hp) # binary factor
umx_means(tmp, ordVar = 0, na.rm = TRUE)
```

umx_merge_randomized_columns	<i>umx_merge_randomized_columns</i>
------------------------------	-------------------------------------

Description

umx_merge_randomized_columns is designed to merge data where subjects have been randomized to conditions, so they have a value in one column, and NA in the other condition columns.

It returns a new column of merged scores, and a new column of associated conditions.

Usage

```
umx_merge_randomized_columns(
  colNames,
  df,
  levels = colNames,
  newVarName = "score",
  newCondName = "condition",
  as.factor = FALSE
)
```

Arguments

colNames	Names of the columns containing the condition data.
df	The data frame
levels	optional names for the levels of condition (default = colNames).
newVarName	Name for the new column holding the newVarName (default "score").
newCondName	Name for the new column holding the condition (default "condition").
as.factor	Turn condition into a factor? (FALSE)

Value

- df with new cols

See Also

- [umx_long2wide\(\)](#), [prolific_check_ID\(\)](#), [prolific_read_demog\(\)](#), [prolific_anonymize\(\)](#)

Other Data Functions: [noNAs\(\)](#), [prolific_anonymize\(\)](#), [prolific_check_ID\(\)](#), [prolific_read_demog\(\)](#), [umx](#), [umxFactor\(\)](#), [umxHetCor\(\)](#), [umx_as_numeric\(\)](#), [umx_cont_2_quantiles\(\)](#), [umx_lower2full\(\)](#), [umx_make_MR_data\(\)](#), [umx_make_TwinData\(\)](#), [umx_make_fake_data\(\)](#), [umx_make_raw_from_cov\(\)](#), [umx_polychoric\(\)](#), [umx_polypairwise\(\)](#), [umx_polytriowise\(\)](#), [umx_read_lower\(\)](#), [umx_rename\(\)](#), [umx_reorder\(\)](#), [umx_score_scale\(\)](#), [umx_select_valid\(\)](#), [umx_stack\(\)](#), [umx_strings2numeric\(\)](#)

Examples

```
## Not run:
fp = "~/Desktop/Political Ideology_September 13, 2022_10.47.xlsx"
df = readxl::read_excel(fp)
df = df[c(-1,-2), ] # delete temp data and question text
df = data.frame(df)
namez(df, "ris", coll = "vec") # c('RiskAversionNoLotter', 'RiskAversionLottery')
colNames= c('RiskAversionNoLotter', 'RiskAversionLottery')
df = umx_as_numeric(df, colNames, force=TRUE)
tmp = umx_merge_randomized_columns(colNames, df); table(tmp$condition)
tmp = umx_merge_randomized_columns(colNames, df,
  levels = c("treatment", "control")); table(tmp$condition)

## End(Not run)
```

umx_move_file	<i>Move files</i>
---------------	-------------------

Description

On OS X, `umx_move_file` can access the current front-most Finder window. The file moves are fast and, because you can use regular expressions, powerful.

Usage

```
umx_move_file(  
  baseFolder = NA,  
  regex = NULL,  
  fileNameList = NA,  
  destFolder = NA,  
  test = TRUE,  
  overwrite = FALSE  
)
```

Arguments

<code>baseFolder</code>	The folder to search in. If set to "Finder" (and you are on OS X) it will use the current front-most Finder window. If it is blank, a choose folder dialog will be thrown.
<code>regex</code>	string to select files to process within the selected folder.
<code>fileNameList</code>	List of files to move.
<code>destFolder</code>	Folder to move files to.
<code>test</code>	Boolean determining whether to change the names, or just report a dry run.
<code>overwrite</code>	Boolean determining whether to overwrite files or not (default = FALSE (safe)).

Value

None

See Also

[file.rename\(\)](#), [regex\(\)](#)

Other File Functions: [dl_from_dropbox\(\)](#), [umx](#), [umx_file_load_pseudo\(\)](#), [umx_make_sql_from_excel\(\)](#), [umx_open\(\)](#), [umx_rename_file\(\)](#), [umx_write_to_clipboard\(\)](#)

Examples

```
## Not run:
base = "~/Desktop/"
dest = "~/Music/iTunes/iTunes Music/Music/"
umx_move_file(baseFolder = base, fileNameList = toMove, destFolder = dest, test= TRUE)

# =====
# = Move all files in downloads ending in ".jpeg" to Desktop =
# =====
umx_move_file(baseFolder = "~/Downloads/", regex=".jpeg",
destFolder = "~/Desktop/", test= TRUE)

## End(Not run)
```

umx_msg

Print the name and compact contents of variable.

Description

Helper function to ease debugging with console notes like: "ObjectName = \<Object Value\>". This is primarily useful for inline debugging, where seeing, e.g., "nVar = 3" can be useful. The ability to say `umx_msg(nVar)` makes this easy.

Usage

```
umx_msg(x)
```

Arguments

x the thing you want to pretty-print

Value

- NULL

References

- <https://tbates.github.io>, <https://github.com/tbates/umx>

See Also

Other Miscellaneous Utility Functions: `install.OpenMx()`, `libs()`, `qm()`, `umx`, `umxLav2RAM()`, `umxModelNames()`, `umxRAM2Lav()`, `umxVersion()`, `umx_array_shift()`, `umx_find_object()`, `umx_lower.tri()`, `umx_open_CRAN_page()`, `umx_pad()`, `umx_print()`

Examples

```
a = "brian"
umx_msg(a)
b = c("brian", "sally", "jane")
umx_msg(b)
umx_msg(mtcars)
```

umx_names

umx_names

Description

Convenient equivalent of running [grep](#) on [names](#), with `value = TRUE` and `ignore.case = TRUE`.

Plus: `umx_names` can handle dataframes, a model, list of models, model summary, or a vector of strings as input.

In these cases, it will search column names, parameter or summary output names, or the literal string values themselves respectively.

In addition, `umx_names` can do [replacement](#) of a found string (see examples). It can also collapse the result (using [paste0](#))

Note: `namez` (with a z) is a shortcut for `umx_names`, which makes it easy to replace where you would otherwise use [names](#).

You can learn more about the matching options (like inverting the selection etc.) in the help for base-R [grep](#).

Usage

```
umx_names(
  df,
  pattern = ".*",
  replacement = NULL,
  ignore.case = TRUE,
  perl = FALSE,
  value = TRUE,
  fixed = FALSE,
  useBytes = FALSE,
  invert = FALSE,
  global = FALSE,
  collapse = c("as.is", "vector", "formula")
)
```

Arguments

`df` dataframe (or other objects, or a list of models) from which to get names.

`pattern` Used to find only matching names (supports [grep](#)/regular expressions)

replacement	If not NULL, replaces the found string. Use backreferences ("\\1" to "\\9") to refer to (subexpressions).
ignore.case	default = TRUE (opposite default to grep)
perl	Should Perl-compatible regexps be used? Default = FALSE
value	Return matching elements themselves (TRUE) or their indices (FALSE) default = TRUE (opposite default to grep)
fixed	= FALSE (grep option If TRUE, pattern is a string to be matched as is. Overrides all conflicting arguments.)
useBytes	= FALSE logical. grep option. If TRUE, matching is by byte rather than by character.
invert	Return indices or values for elements that do not match (default = FALSE).
global	replace all instances in each strong, or just the first (Default).
collapse	"as.is" leaves alone. as.vector formats as pasteable code, i.e., "c('a', 'b')", not "a" "b" (default NULL), etc.

Value

- vector of matches

References

- <https://tbates.github.io>, <https://github.com/tbates/umx>

See Also

- Base-R pattern matching functions: `grep()`. And `umx_check_names()` to check for existence of names in a dataframe.

Other String Functions: `umx`, `umx_explode()`, `umx_explode_twin_names()`, `umx_grep()`, `umx_paste_names()`, `umx_rot()`, `umx_str_chars()`, `umx_str_from_object()`, `umx_trim()`

Examples

```
# Names from a dataframe, with character matching
umx_names(mtcars, "mpg") # only "mpg" matches this

# Easy-to-type alias "namez"
namez(mtcars, "mpg")

# Use a regular expression to match a pattern
namez(mtcars, "r[ab]") # "drat", "carb"
namez(mtcars, "^d") # vars beginning with 'd' = "disp", drat

# Use this function to replace text in names!
umx_names(mtcars, "mpg", replacement = "hello") # "mpg" replaced with "hello"

# =====
# = Using the custom collapse option to quote each item, and wrap in c() =
```



```

# =====
namez(mtcars, "m", collapse = "vector") # Paste-able R-code for a vector

# Other options passed to R's grep command
umx_names(mtcars, "mpg" , invert = TRUE) # Non-matches (instead of matches)
umx_names(mtcars, "disp", value = FALSE) # Return indices of matches
umx_names(mtcars, "disp", value = "grepl") # which var matches disp
umx_names(mtcars, "^d" , fixed = TRUE) # Vars containing literal '^d' (none...)

# =====
# = Examples using built-in GFF dataset =
# =====

# Just show phenotypes for Twin 1
umx_names(GFF, "_T1$") # twin 1
# "zyg" "sex1" "age_T1" "gff_T1" "fc_T1" "qo1_T1" "hap_T1"...

umx_names(GFF, "2$") # names ending in 2
umx_names(GFF, "[^12bs]$") # doesn't end in `1`, `2`, `b`, or `s`
# "zyg_6grp" "zyg_2grp" "divorce"
umx_names(mxData(twinData[, c("wt1", "wt2")], type= "raw"))
umx_names(mxData(cov(twinData[, c("wt1", "wt2")], use="comp"), type= "cov", numObs= 1000))
umx_names(mxDataWLS(na.omit(twinData[, c("wt1", "wt2")]), type= "WLS"))

namez(umxMatrix("bob", "Full", 3,3)$labels)

```

umx_open

Open a file or folder

Description

Open a file or folder. Works on OS X, mostly on windows, and hopefully on unix.

Usage

```
umx_open(filepath = getwd())
```

Arguments

filepath The file to open

Details

NOTE: Your filepath is `shQuote()`'d by this function.

Value

None

References

- <https://github.com/tbates/umx>, <https://tbates.github.io>

See Also

Other File Functions: [dl_from_dropbox\(\)](#), [umx](#), [umx_file_load_pseudo\(\)](#), [umx_make_sql_from_excel\(\)](#), [umx_move_file\(\)](#), [umx_rename_file\(\)](#), [umx_write_to_clipboard\(\)](#)

Examples

```
## Not run:
umx_open() # Default is to open working directory getwd()
umx_open("~/bin/umx/R/misc_and_utility copy.r")

## End(Not run)
```

umx_open_CRAN_page	<i>Open the CRAN page for a package</i>
--------------------	---

Description

On MacOS, this function opens the CRAN page for a package. Useful for looking up documentation, checking you have an up-to-date version, showing the package to people etc.

Usage

```
umx_open_CRAN_page(package = "umx", inst = FALSE)
```

Arguments

package	An R package name.
inst	Install and load if not already installed?

Value

None

See Also

Other Miscellaneous Utility Functions: [install.OpenMx\(\)](#), [libs\(\)](#), [qm\(\)](#), [umx](#), [umxLav2RAM\(\)](#), [umxModelNames\(\)](#), [umxRAM2Lav\(\)](#), [umxVersion\(\)](#), [umx_array_shift\(\)](#), [umx_find_object\(\)](#), [umx_lower.tri\(\)](#), [umx_msg\(\)](#), [umx_pad\(\)](#), [umx_print\(\)](#)

Examples

```
## Not run:
umx_open_CRAN_page("umx")

## End(Not run)
```

umx_pad	<i>Pad an Object with NAs</i>
---------	-------------------------------

Description

This function pads an R object (list, data.frame, matrix, atomic vector) with NAs. For matrices, lists and data.frames, this occurs by extending each (column) vector in the object.

Usage

```
umx_pad(x, n)
```

Arguments

x	An R object (list, data.frame, matrix, atomic vector).
n	The final length of each object.

Value

- padded object

References

- <https://github.com/kevinushey/Kmisc/tree/master/man>

See Also

Other Miscellaneous Utility Functions: [install.OpenMx\(\)](#), [libs\(\)](#), [qm\(\)](#), [umx](#), [umxLav2RAM\(\)](#), [umxModelNames\(\)](#), [umxRAM2Lav\(\)](#), [umxVersion\(\)](#), [umx_array_shift\(\)](#), [umx_find_object\(\)](#), [umx_lower.tri\(\)](#), [umx_msg\(\)](#), [umx_open_CRAN_page\(\)](#), [umx_print\(\)](#)

Examples

```
umx_pad(1:3, 4)
umx_pad(1:3, 3)
```

umx_paste_names	<i>Concatenate base variable names with suffixes to create wide-format variable names (i.e twin-format)</i>
-----------------	---

Description

It's easier to work with base names, rather than the twice-as-long hard-to-typo list of column names. `umx_paste_names` adds suffixes to names so you can work with that nice short list. So, you provide `bmi`, and you get back fully specified family-wise names: `c("bmi_T1", "bmi_T2")`

note: `tvars` is a shortcut for `umx_paste_names`

Usage

```
umx_paste_names(
  varNames,
  sep = "",
  suffixes = 1:2,
  covNames = NULL,
  prefix = NULL
)
```

Arguments

<code>varNames</code>	a list of <i>base</i> names, e.g <code>c("bmi", "IQ")</code>
<code>sep</code>	A string separating the name and the twin suffix, e.g. <code>"_T"</code> (default is <code>""</code>)
<code>suffixes</code>	a list of terminal suffixes differentiating the twins default = <code>1:2</code>
<code>covNames</code>	a list of <i>base</i> names for covariates (to be sorted last in list), e.g <code>c("age", "sex")</code>
<code>prefix</code>	a string to prepend to each label, e.g <code>"mean"</code> -> <code>"mean_age"</code> <code>"mean_sex"</code>

Details

Method 1: Use complete suffixes

You can provide complete suffixes like `"_T1"` and `"_T2"`. This has the benefit of being explicit and very general:

```
umx_paste_names(c("var1", "var2"), suffixes = c("_T1", "_T2"))
```

Note: for quick typing, `tvars` is an alias for `umx_paste_names`

Method 2: Use sep and a suffix vector.

Alternatively, you can use `sep` to add a constant like `"_T"` after each basename, along with a vector of suffixes. This has the benefit of showing what is varying: This is then suffixed with e.g. `"1"`, `"2"`.

```
umx_paste_names(c("var1", "var2"), sep = "_T", suffixes = 1:2)
```

Working with covariates

If you are using `umxACEcov()`, you **need** to keep all the covariates at the end of the list. Here's how:

```
umx_paste_names(c("var1", "var2"), cov = c("cov1"), sep = "_T", suffixes = 1:2)
```

note: in conventional twin models, the expCov matrix is T1 vars, followed by T2 vars. For covariates, you want T1vars, T2 vars, T1 covs, T2 covs. This is what covNames accomplishes.

Value

- vector of suffixed var names, i.e., `c("v1_T1", "v2_T1", "v1_T2", "v2_T2", "cov_T1", "cov_T2")`

References

- <https://tbates.github.io>, <https://github.com/tbates/umx>

See Also

`namez()` `umx_explode_twin_names()`

Other String Functions: `umx`, `umx_explode()`, `umx_explode_twin_names()`, `umx_grep()`, `umx_names()`, `umx_rot()`, `umx_str_chars()`, `umx_str_from_object()`, `umx_trim()`

Examples

```
# two styles doing the same thing: first is more general
umx_paste_names("bmi", suffixes = c("_T1", "_T2"))
umx_paste_names("bmi", sep = "_T", suffixes = 1:2)
varNames = umx_paste_names(c("N", "E", "O", "A", "C"), "_T", 1:2)
umx_paste_names(c("IQ", "C"), cov = c("age"), sep = "_T", suffixes = 1:2)
umx_paste_names(c("IQ", "C"), cov = c("age"), sep = "_T", prefix= "mean_")
# For quick-typing, tvars is an alias for umx_paste_names
tvars(c("IQ", "C"), cov = "age", sep = "_T", prefix= "mean_")
tvars("IQ")
```

umx_polychoric

FIML-based polychoric, polyserial, and Pearson correlations

Description

Compute polychoric/polyserial/Pearson correlations with FIML.

Usage

```
umx_polychoric(
  data,
  useDeviations = TRUE,
  tryHard = c("no", "yes", "ordinal", "search")
)
```

Arguments

data	Dataframe
useDeviations	Whether to code the mode using deviation thresholds (default = TRUE)
tryHard	'no' uses normal mxRun (default), "yes" uses mxTryHard, and others used named versions: "mxTryHardOrdinal", "mxTryHardWideSearch"

Value

- list of output and diagnostics. matrix of correlations = \$polychorics

References

- Barendse, M. T., Ligtoet, R., Timmerman, M. E., & Oort, F. J. (2016). Model Fit after Pairwise Maximum Likelihood. **Frontiers in Psychology**, ***7***, 528. doi:10.3389/fpsyg.2016.00528.

See Also

Other Data Functions: [noNAs\(\)](#), [prolific_anonymize\(\)](#), [prolific_check_ID\(\)](#), [prolific_read_demog\(\)](#), [umx](#), [umxFactor\(\)](#), [umxHetCor\(\)](#), [umx_as_numeric\(\)](#), [umx_cont_2_quantiles\(\)](#), [umx_lower2full\(\)](#), [umx_make_MR_data\(\)](#), [umx_make_TwinData\(\)](#), [umx_make_fake_data\(\)](#), [umx_make_raw_from_cov\(\)](#), [umx_merge_randomized_columns\(\)](#), [umx_polypairwise\(\)](#), [umx_polytriowise\(\)](#), [umx_read_lower\(\)](#), [umx_rename\(\)](#), [umx_reorder\(\)](#), [umx_score_scale\(\)](#), [umx_select_valid\(\)](#), [umx_stack\(\)](#), [umx_strings2numeric\(\)](#)

Examples

```
## Not run:
tmp = mtcars
tmp$am = umxFactor(mtcars$am)
tmp$vs = umxFactor(mtcars$vs)
tmp = umx_scale(tmp)
x = umx_polychoric(tmp[, c("am", "vs")], tryHard = "yes")
x$polychorics
cor(mtcars[, c("am", "vs")])

## End(Not run)
```

umx_polypairwise	<i>FIML-based Pairwise polychoric, polyserial, and Pearson correlations</i>
------------------	---

Description

Compute polychoric/polyserial/Pearson correlations with FIML in OpenMx, but pair by pair, not across the whole dataset at once.

Usage

```
umx_polypairwise(
  data,
  useDeviations = TRUE,
  printFit = FALSE,
  use = "any",
  tryHard = c("no", "yes", "ordinal", "search")
)
```

Arguments

data	Dataframe
useDeviations	Whether to code the mode using deviation thresholds (default = TRUE)
printFit	Whether to print information about the fit achieved (default = FALSE)
use	parameter (default = "any")
tryHard	'no' uses normal mxRun (default), "yes" uses mxTryHard, and others used named versions: "mxTryHardOrdinal", "mxTryHardWideSearch"

Value

- matrix of correlations

References

- Barendse, M. T., Ligtvoet, R., Timmerman, M. E., & Oort, F. J. (2016). Model Fit after Pairwise Maximum Likelihood. *Frontiers in Psychology*, *7*, 528. doi:10.3389/fpsyg.2016.00528.

See Also

Other Data Functions: [noNAs\(\)](#), [prolific_anonymize\(\)](#), [prolific_check_ID\(\)](#), [prolific_read_demog\(\)](#), [umx](#), [umxFactor\(\)](#), [umxHetCor\(\)](#), [umx_as_numeric\(\)](#), [umx_cont_2_quantiles\(\)](#), [umx_lower2full\(\)](#), [umx_make_MR_data\(\)](#), [umx_make_TwinData\(\)](#), [umx_make_fake_data\(\)](#), [umx_make_raw_from_cov\(\)](#), [umx_merge_randomized_columns\(\)](#), [umx_polychoric\(\)](#), [umx_polytriowise\(\)](#), [umx_read_lower\(\)](#), [umx_rename\(\)](#), [umx_reorder\(\)](#), [umx_score_scale\(\)](#), [umx_select_valid\(\)](#), [umx_stack\(\)](#), [umx_strings2numeric\(\)](#)

Examples

```
umx_set_optimizer("SLSQP")
tmp = mtcars
tmp$am = umxFactor(mtcars$am)
tmp$vs = umxFactor(mtcars$vs)
tmp = umx_scale(tmp)
x = umx_polypairwise(tmp[, c("hp", "mpg", "am", "vs")], tryHard = "yes")
x$R
cov2cor(x$R)
cor(mtcars[, c("hp", "mpg", "am", "vs")])
```

umx_polytriowise	<i>FIML-based trio-based polychoric, polyserial, and Pearson correlations</i>
------------------	---

Description

Compute polychoric/polyserial/Pearson correlations with FIML in OpenMx.

Usage

```
umx_polytriowise(
  data,
  useDeviations = TRUE,
  printFit = FALSE,
  use = "any",
  tryHard = c("no", "yes", "ordinal", "search")
)
```

Arguments

data	Dataframe
useDeviations	Whether to code the mode using deviation thresholds (default = TRUE)
printFit	Whether to print information about the fit achieved (default = FALSE)
use	parameter (default = "any")
tryHard	'no' uses normal mxRun (default), "yes" uses mxTryHard, and others used named versions: "mxTryHardOrdinal", "mxTryHardWideSearch"

Value

- matrix of correlations

References

- [doi:10.3389/fpsyg.2016.00528](https://doi.org/10.3389/fpsyg.2016.00528)

See Also

Other Data Functions: [noNAs\(\)](#), [prolific_anonymize\(\)](#), [prolific_check_ID\(\)](#), [prolific_read_demog\(\)](#), [umx](#), [umxFactor\(\)](#), [umxHetCor\(\)](#), [umx_as_numeric\(\)](#), [umx_cont_2_quantiles\(\)](#), [umx_lower2full\(\)](#), [umx_make_MR_data\(\)](#), [umx_make_TwinData\(\)](#), [umx_make_fake_data\(\)](#), [umx_make_raw_from_cov\(\)](#), [umx_merge_randomized_columns\(\)](#), [umx_polychoric\(\)](#), [umx_polypairwise\(\)](#), [umx_read_lower\(\)](#), [umx_rename\(\)](#), [umx_reorder\(\)](#), [umx_score_scale\(\)](#), [umx_select_valid\(\)](#), [umx_stack\(\)](#), [umx_strings2numeric\(\)](#)

Examples

```

tmp = mtcars
tmp$am = umxFactor(mtcars$am)
tmp$vs = umxFactor(mtcars$vs)
tmp = umx_scale(tmp)
x = umx_polytriowise(tmp[, c("hp", "mpg", "am", "vs")], tryHard = "yes")
x$R
cor(mtcars[, c("hp", "mpg", "am", "vs")])

```

umx_print	<i>Print tables in a range of formats (markdown default, see umx_set_table_format() for other formats) or as a web browser table.</i>
-----------	---

Description

To aid interpretability of printed tables from OpenMx (and elsewhere) you can change how NA and zero appear, and suppressing values below a certain cut-off. By default, Zeros have the decimals suppressed, and NAs are suppressed altogether.

Usage

```

umx_print(
  x,
  digits = getOption("digits"),
  caption = NULL,
  report = c("markdown", "html"),
  file = c(NA, "tmp.html"),
  na.print = "",
  zero.print = "0",
  justify = "none",
  quote = FALSE,
  suppress = NULL,
  kableExtra = TRUE,
  append = FALSE,
  sortableDF = TRUE,
  html_font = NULL,
  style = c("paper", "material_dark", "classic", "classic_2", "minimal", "material"),
  bootstrap_options = c("hover", "bordered", "condensed", "responsive"),
  lightable_options = "striped",
  both = TRUE,
  ...
)

```

Arguments

x	A data.frame to print (matrices will be coerced to data.frame)
digits	The number of decimal places to print (getOption("digits"))
caption	Optional caption.
report	How to report the results. "html" = open in browser.
file	Whether to write to a file (defaults to NA (no file). Use "html" to open table in browser.
na.print	How to display NAs (default = "")
zero.print	How to display 0 values (default = "0") for sparse tables, using "." can produce more readable results.
justify	Parameter passed to print (defaults to "none")
quote	Whether or not to quote strings (FALSE)
suppress	Minimum numeric value to print (NULL = print all values, no matter how small)
kableExtra	Whether to print the table using kableExtra (if report="html")
append	If html, is this appended to file? (FALSE)
sortableDF	If html, is table sortable? (TRUE)
html_font	Override default font. e.g. "Times" or "Arial Narrow", arial, helvetica, sans-s'
style	The style for the table "paper", "material_dark" etc.
bootstrap_options	e.g. border etc.
lightable_options	e.g. striped
both	If html, is table also printed as markdown? (TRUE)
...	Optional parameters for print

Value

- A dataframe of text

See Also

[umx_msg\(\)](#), [umx_set_table_format\(\)](#)

Other Miscellaneous Utility Functions: [install.OpenMx\(\)](#), [libs\(\)](#), [qm\(\)](#), [umx](#), [umxLav2RAM\(\)](#), [umxModelNames\(\)](#), [umxRAM2Lav\(\)](#), [umxVersion\(\)](#), [umx_array_shift\(\)](#), [umx_find_object\(\)](#), [umx_lower.tri\(\)](#), [umx_msg\(\)](#), [umx_open_CRAN_page\(\)](#), [umx_pad\(\)](#)

Examples

```
data(mtcars)
umx_print(mtcars[1:10,], digits = 2, zero.print = ".", justify = "left")
umx_print(mtcars[1,1:2], digits = 2, zero.print = "")
umx_print(mtcars[1,1:2], digits = 2, caption = "Hi: I'm the caption!")
## Not run:
umx_print(mtcars[1:10,], report = "html")

## End(Not run)
```

umx_read_lower	<i>Read lower-triangle of data matrix from console or file</i>
----------------	--

Description

umx_read_lower will read a lower triangle of data, either from the console, or from file, and return a full matrix, optionally coerced to positive definite. This is useful, especially when copying data from a paper that includes just the lower triangle of a correlation matrix.

Usage

```
umx_read_lower(file = "", diag = TRUE, names = NULL, ensurePD = FALSE)
```

Arguments

file	Path to file (Default "" will read from user input)
diag	Whether data include diagonal (Default TRUE)
names	Variable names. (Default as.character(paste0("X", 1:n)))
ensurePD	Whether to coerce the resultant matrix to positive definite (Default FALSE)

Value

- `matrix()`

References

- <https://github.com/tbates/umx>, <https://tbates.github.io>

See Also

Other Data Functions: `noNAs()`, `prolific_anonymize()`, `prolific_check_ID()`, `prolific_read_demog()`, `umx`, `umxFactor()`, `umxHetCor()`, `umx_as_numeric()`, `umx_cont_2_quantiles()`, `umx_lower2full()`, `umx_make_MR_data()`, `umx_make_TwinData()`, `umx_make_fake_data()`, `umx_make_raw_from_cov()`, `umx_merge_randomized_columns()`, `umx_polychoric()`, `umx_polypairwise()`, `umx_polytriowise()`, `umx_rename()`, `umx_reorder()`, `umx_score_scale()`, `umx_select_valid()`, `umx_stack()`, `umx_strings2numeric()`

Examples

```
## Not run:
require(umx) # for umxRAM
IQtests = c("brainstorm", "matrix", "moral", "shopping", "typing")
allCols = c("C", IQtests, "avgIQ", "maxIQ", "video")

df = umx_read_lower(diag = FALSE, names = allCols)
0.38
0.86 0.30
0.42 0.12 0.27
0.66 0.21 0.38 0.18
```

```

0.80 0.13 0.50 0.25 0.43
0.19 0.11 0.19 0.12 -0.06 0.22
0.27 0.09 0.33 0.05 -0.04 0.28 .73
0.52 0.17 0.38 0.37 0.39 0.44 0.18 0.13

dimnames(df) = list(allCols, allCols) # manually add

df = umx_read_lower(file = "", diag = FALSE, names = allCols, ensurePD= TRUE)
0.38
0.86 0.30
0.42 0.12 0.27
0.66 0.21 0.38 0.18
0.80 0.13 0.50 0.25 0.43
0.19 0.11 0.19 0.12 -0.06 0.22
0.27 0.09 0.33 0.05 -0.04 0.28 .73
0.52 0.17 0.38 0.37 0.39 0.44 0.18 0.13

round(df, 2)

m1 = umxRAM("wooley", data = mxData(df, type="cov", numObs = 90),
  umxPath("g", to = IQtests),
  umxPath(var = "g", fixedAt= 1),
  umxPath(var = IQtests)
)
summary(m1)

## End(Not run)

```

umx_rename

umx_rename

Description

Returns a dataframe with variables renamed as desired.

Usage

```

umx_rename(
  data,
  from = NULL,
  to = NULL,
  regex = NULL,
  test = FALSE,
  old = "deprecated_from",
  replace = "deprecated_to"
)

```

Arguments

data	The dataframe in which to rename variables
from	List of existing names that will be found and replaced by the contents of replace. (optional: Defaults to NULL).
to	If used alone, a named collection of c(oldName = "newName") pairs. OR, if "from" is a list of existing names, the list of new names) OR, if "regex" is a regular expression, the replace string)
regex	Regular expression with matches will be replaced using replace as the replace string. (Optional: Defaults to NULL).
test	Whether to report a "dry run", not changing anything. (Default = FALSE).
old	deprecated: use from
replace	deprecated: use to

Details

Unlike similar functions in other packages, it checks that the variables exist, and that the new names do not.

Importantly, it also supports [regular expressions](#). This allows you to find and replace text based on patterns and replacements. so to change "replacement" to "in place", `grep=re(placement), replace= in \\1`.

*note:*To use replace list, you must say `c(old = "new")`, not `c(old -> "new")`

Value

- dataframe with columns renamed.

See Also

[namez](#) to filter (and replace) names, Also [umx_check_names](#) to check for existence of names in a dataframe.

Other Data Functions: [noNAs\(\)](#), [prolific_anonymize\(\)](#), [prolific_check_ID\(\)](#), [prolific_read_demog\(\)](#), [umx](#), [umxFactor\(\)](#), [umxHetCor\(\)](#), [umx_as_numeric\(\)](#), [umx_cont_2_quantiles\(\)](#), [umx_lower2full\(\)](#), [umx_make_MR_data\(\)](#), [umx_make_TwinData\(\)](#), [umx_make_fake_data\(\)](#), [umx_make_raw_from_cov\(\)](#), [umx_merge_randomized_columns\(\)](#), [umx_polychoric\(\)](#), [umx_polypairwise\(\)](#), [umx_polytriowise\(\)](#), [umx_read_lower\(\)](#), [umx_reorder\(\)](#), [umx_score_scale\(\)](#), [umx_select_valid\(\)](#), [umx_stack\(\)](#), [umx_strings2numeric\(\)](#)

Examples

```
tmp = mtcars

tmp = umx_rename(tmp, to = c(cyl = "cylinder"))
# let's check cyl has been changed to cylinder...
namez(tmp, "c")

# Alternate style: from->to, first with a test-run
# Dry run
```

```

tmp = umx_rename(tmp, from = "disp", to = "displacement", test= TRUE)
# Actually do it
tmp = umx_rename(tmp, from = c("disp"), to = c("displacement"))
umx_check_names("displacement", data = tmp, die = TRUE)
namez(tmp, "disp")

# This will warn that "disp" does not exist (anymore)
new = c("auto", "displacement", "rear_axle_ratio")
tmp = umx_rename(tmp, from = c("am", "disp", "drat"), to = new)
namez(tmp, "a") # still updated am to auto (and rear_axle_ratio)

# Test using regex (in this case to revert "displacement" to "disp")
tmp = umx_rename(tmp, regex = "lacement", to = "", test= TRUE)
tmp = umx_rename(tmp, regex = "lacement", to = "") # revert to disp
umx_names(tmp, "^d") # all names beginning with a d

# dev: check deprecated format handled...
tmp = umx_rename(tmp, old = c("am", "disp", "drat"), replace = new)

```

umx_rename_file

Rename files

Description

Rename files. On OS X, the function can access the current front-most Finder window. The file renaming is fast and, because you can use regular expressions too change names.

Usage

```

umx_rename_file(
  findStr = "old",
  replaceStr = NA,
  baseFolder = "Finder",
  test = TRUE,
  ignoreSuffix = TRUE,
  listPattern = NULL,
  overwrite = FALSE
)

```

Arguments

findStr	The pattern to find, i.e., "cats"
replaceStr	The replacement pattern "\1 are not dogs"
baseFolder	Folder to search in. Default ("Finder") will use the current front-most Finder window (on MacOS). Set to NA for a "choose folder" dialog.
test	Boolean determining whether to change files on disk, or just report on what would have happened (Defaults to test = TRUE)

ignoreSuffix	Whether to ignore (don't search in) the suffix (file-type like .mpg) TRUE.
listPattern	A pre-filter for files
overwrite	Boolean determining if an existing file will be overwritten (Defaults to the safe FALSE)

Value

None

See Also

Other File Functions: [dl_from_dropbox\(\)](#), [umx](#), [umx_file_load_pseudo\(\)](#), [umx_make_sql_from_excel\(\)](#), [umx_move_file\(\)](#), [umx_open\(\)](#), [umx_write_to_clipboard\(\)](#)

Examples

```
## Not run:
# "Season 01" --> "S01" in current folder in MacOS Finder
umx_rename_file("[Ss]eason +([0-9]+)", replaceStr="S\\1", test = TRUE)

# move date to end of file name
umx_rename_file("^(.*) *([0-9]{2}\\.[0-9]{2}\\.[0-9]+) *(.*)", replaceStr="\\1 \\3 \\2")

## End(Not run)
```

umx_reorder

Reorder or drop variables from a correlation/covariance matrix.

Description

Reorder the variables in a correlation matrix. Can also remove one or more variables from a matrix using this function.

Usage

```
umx_reorder(old, newOrder, force = FALSE)
```

Arguments

old	a square matrix of correlation or covariances to reorder
newOrder	Variables you want in the order you wish to have
force	Just assume input is value (default = FALSE)

Value

- the re-ordered/resized matrix

References

- <<https://github.com/tbates/umx>>

See Also

Other Data Functions: `noNAs()`, `prolific_anonymize()`, `prolific_check_ID()`, `prolific_read_demog()`, `umx`, `umxFactor()`, `umxHetCor()`, `umx_as_numeric()`, `umx_cont_2_quantiles()`, `umx_lower2full()`, `umx_make_MR_data()`, `umx_make_TwinData()`, `umx_make_fake_data()`, `umx_make_raw_from_cov()`, `umx_merge_randomized_columns()`, `umx_polychoric()`, `umx_polypairwise()`, `umx_polytriowise()`, `umx_read_lower()`, `umx_rename()`, `umx_score_scale()`, `umx_select_valid()`, `umx_stack()`, `umx_strings2numeric()`

Examples

```
oldMatrix = cov(mtcars)
umx_reorder(oldMatrix, newOrder = c("mpg", "cyl", "disp")) # first 3
umx_reorder(oldMatrix, newOrder = c("hp", "disp", "cyl")) # subset and reordered
umx_reorder(oldMatrix, "hp") # edge-case of just 1-var
```

umx_residualize	<i>Easily residualize variables in long or wide dataframes, returning them changed in-place.</i>
-----------------	--

Description

Residualize one or more variables residualized against covariates, and return a complete dataframe with residualized variable in place. Optionally, this also works on wide (i.e., twin) data. Just supply suffixes to identify the paired-wide columns (see examples).

Usage

```
umx_residualize(var, covs = NULL, suffixes = NULL, data)
```

Arguments

var	The base name of the variable you want to residualize. Alternatively, a regression <code>formula()</code> containing var on the lhs, and covs on the rhs
covs	Covariates to residualize on.
suffixes	Suffixes that identify the variable for each twin, i.e. <code>c("_T1", "_T2")</code> Up to you to check all variables are present!
data	The dataframe containing all the variables

Details

In R, residuals for a variable can be found with the `residuals` function:

```
residuals(lm(mpg ~ wt + am, data = mtcars, na.action = na.exclude))
```

This result could then be written over the old DV column.

`umx_residualize` obviates the user having to build the `lm`, set `na.action`, or replace the data. In addition, it has the powerful features of operating on a list of variables, and of operating on wide data, expanding the var name using a set of variable-name suffixes.

Value

- dataframe with var residualized in place (i.e. under its original column name)

References

- <https://tbates.github.io>, <https://github.com/tbates/umx>

See Also

Other Twin Data functions: `umx`, `umx_long2wide()`, `umx_make_TwinData()`, `umx_make_twin_data_nice()`, `umx_scale_wide_twin_data()`, `umx_wide2long()`

Examples

```
# Residualize mpg on cylinders and displacement
r1 = umx_residualize("mpg", c("cyl", "disp"), data = mtcars)
r2 = residuals(lm(mpg ~ cyl + disp, data = mtcars, na.action = na.exclude))
all(r1$mpg == r2)

# =====
# = Use the formula interface =
# =====
r1 = umx_residualize(mpg ~ cyl + I(cyl^2) + disp, data = mtcars)

# validate against using lm
r2 = residuals(lm(mpg ~ cyl + I(cyl^2) + disp, data = mtcars, na.action = na.exclude))
all(r1$mpg == r2)

# =====
# = Residualize twin data (i.e. wide or "1 family per row") =
# =====
# Make some toy "twin" data to demonstrate with
tmp = mtcars
tmp$mpg_T1 = tmp$mpg_T2 = tmp$mpg
tmp$cyl_T1 = tmp$cyl_T2 = tmp$cyl
tmp$disp_T1 = tmp$disp_T2 = tmp$disp

covs = c("cyl", "disp")
tmp= umx_residualize(var="mpg", covs=covs, suffixes=c("_T1","_T2"), data = tmp)
str(tmp[1:5, 12:17])
```

```
# =====
# = Residualize several DVs at once =
# =====
df1 = umx_residualize(c("mpg", "hp"), cov = c("cyl", "disp"), data = tmp)
df2 = residuals(lm(hp ~ cyl + disp, data = tmp, na.action = na.exclude))
all(df1$hp == df2)
```

umx_rot

Rotate a vector

Description

umx_rot rotates the items of a vector (1 place, by default). So: c(1,2,3) -> c(2,3,1)

Usage

```
umx_rot(vec, na.last = FALSE)
```

Arguments

vec	vector to rotate
na.last	Whether to set the last value to NA (default = FALSE)

Value

- [OpenMx::mxModel\(\)](#)

References

- <https://tbates.github.io>

See Also

Other String Functions: [umx](#), [umx_explode\(\)](#), [umx_explode_twin_names\(\)](#), [umx_grep\(\)](#), [umx_names\(\)](#), [umx_paste_names\(\)](#), [umx_str_chars\(\)](#), [umx_str_from_object\(\)](#), [umx_trim\(\)](#)

Examples

```
umx_rot(1:10)
umx_rot(c(3,4,5,6,7))
# [1] 4 5 6 7 3
```

umx_round	<i>umx_round</i>
-----------	------------------

Description

A version of `round()` which works on dataframes that contain non-numeric data (or data that cannot be coerced to numeric) Helpful for dealing with table output that mixes numeric and string types.

Usage

```
umx_round(df, digits = getOption("digits"), coerce = FALSE)
```

Arguments

<code>df</code>	a dataframe to round in
<code>digits</code>	how many digits to round to (defaults to <code>getOption("digits")</code>)
<code>coerce</code>	whether to make the column numeric if it is not (default = <code>FALSE</code>)

Value

- `OpenMx::mxModel()`

References

- <https://github.com/tbates/umx>

See Also

Other Miscellaneous Stats Functions: `FishersMethod()`, `SE_from_p()`, `geometric_mean()`, `harmonic_mean()`, `oddsratio()`, `reliability()`, `umx`, `umxCov2cor()`, `umxHetCor()`, `umxParan()`, `umxWeightedAIC()`, `umx_apply()`, `umx_cor()`, `umx_means()`, `umx_r_test()`, `umx_scale()`, `umx_var()`

Examples

```
head(umx_round(mtcars, coerce = FALSE))
head(umx_round(mtcars, coerce = TRUE))
```

umx_r_test	<i>Test the difference between correlations for significance.</i>
------------	---

Description

umx_r_test is a wrapper around the cocor test of difference between correlations.

Usage

```
umx_r_test(
  data = NULL,
  vars = vars,
  alternative = c("two.sided", "greater", "less")
)
```

Arguments

data	The dataset.
vars	Three or 4 variables forming the two pairs of columns.
alternative	A two (default) or one-sided (greater less) test.

Details

Non-overlapping (no variable in common) correlations in the same dataset. If 4 variables are provided in vars, umx_r_test conducts a test of the correlation of var 1 & 2 differs in magnitude from the correlation of var 3 with var 4. (r.jk and r.hm in cocor speak).

Overlapping (1 variable in common) correlations in the same dataset. If 3 variables are provided in vars, umx_r_test conducts a test of whether the correlation of var 1 & 2 differs in magnitude from the correlation of var 1 with var 3. (r.jk and r.jh in cocor speak).

In the future it will be expanded to handle other correlations, and to take correlations as input.

Value

cocor result.

See Also

Other Miscellaneous Stats Functions: [FishersMethod\(\)](#), [SE_from_p\(\)](#), [geometric_mean\(\)](#), [harmonic_mean\(\)](#), [oddsratio\(\)](#), [reliability\(\)](#), [umx](#), [umxCov2cor\(\)](#), [umxHetCor\(\)](#), [umxParan\(\)](#), [umxWeightedAIC\(\)](#), [umx_apply\(\)](#), [umx_cor\(\)](#), [umx_means\(\)](#), [umx_round\(\)](#), [umx_scale\(\)](#), [umx_var\(\)](#)

Examples

```
# Is the correlation of mpg with cylinder count different from that
# obtaining between disp and hp?
vars = c("mpg", "cyl", "disp", "hp")
umx_r_test(mtcars, vars)
umx_r_test(mtcars, c("mpg", "disp", "hp"))
```

umx_scale

Scale data columns, skipping non-scalable columns

Description

umx_scale applies `scale()` to the columns of a data.frame. By default it scales all numeric columns, and is smart enough to skip non-scalable columns (strings, factors, etc.).

You can also select which columns to convert. This is useful when you want to avoid numeric columns which are actually factors.

note: By default, the `scale()` function adds `attributes()` ("scaled:center" and "scaled:scale", umx_scale removes these leaving nice numeric columns. Set `attr= TRUE` to preserve them.

Usage

```
umx_scale(
  df,
  varsToScale = NULL,
  coerce = FALSE,
  attr = FALSE,
  verbose = FALSE
)
```

Arguments

df	A dataframe to scale (or a numeric vector)
varsToScale	(leave blank to scale all)
coerce	Whether to coerce non-numeric to numeric (Defaults to FALSE).
attr	to strip off the attributes scale creates (FALSE by default)
verbose	Whether to report which columns were scaled (default FALSE)

Value

- new dataframe with scaled variables

References

- <https://github.com/tbates/umx>

See Also

umx_scale_wide_twin_data scale

Other Miscellaneous Stats Functions: `FishersMethod()`, `SE_from_p()`, `geometric_mean()`, `harmonic_mean()`, `oddsratio()`, `reliability()`, `umx`, `umxCov2cor()`, `umxHetCor()`, `umxParan()`, `umxWeightedAIC()`, `umx_apply()`, `umx_cor()`, `umx_means()`, `umx_r_test()`, `umx_round()`, `umx_var()`

Examples

```
data(twinData)
# note: this example is here to remind us why scaling independently for each
# twin would be very bad! Use umx_scale_wide_twin_data() instead!
df = umx_scale(twinData, varsToScale = c("wt1", "wt2"))
df = umx_scale(twinData, attr= TRUE)
plot(wt1 ~ wt2, data = df)
```

```
umx_scale_wide_twin_data
```

Scale wide twin data

Description

Scale wide data across all twins. You offer up a list of variables to scale, e.g. c("DEP", "bmi") and the separator (e.g. sep = "_T") and twin suffixes e.g. 1:2 that paste together to make complete variable names: e.g. "DEP_T1" and "DEP_T2".

Usage

```
umx_scale_wide_twin_data(varsToScale, sep, data, twins = 1:2)
```

Arguments

varsToScale	The base names of the variables ("weight" etc.)
sep	The suffix that distinguishes each case, e.g. "_T")
data	A wide dataframe
twins	Legal digits following sep (default 1:2)

Value

- dataframe with varsToScale standardized

References

- <https://github.com/tbates/umx>

See Also

umx_scale

Other Twin Data functions: [umx](#), [umx_long2wide\(\)](#), [umx_make_TwinData\(\)](#), [umx_make_twin_data_nice\(\)](#), [umx_residualize\(\)](#), [umx_wide2long\(\)](#)

Examples

```
data(twinData)
df = umx_scale_wide_twin_data(data = twinData, varsToScale = c("ht", "wt"), sep = "")
plot(wt1 ~ wt2, data = df)
```

umx_score_scale	<i>Score a psychometric scale by summing normal and reversed items.</i>
-----------------	---

Description

Use this function to generate scores as the appropriate sum of responses to the normal and reversed items in a scale.

Items must be named on the pattern `basename + N + suffix`, where `base` is the prefix common to all item (column) names, `N` is item number in the scale, and `suffix` an optional trail (like `"_T1"`).

`pos` and `rev` are vectors of the item numbers for the normal and reverse-scored item numbers.

To reverse items, the function uses `max` and `min` as the lowest and highest possible response scores to compute how to reverse items.

note: `min` defaults to 1. **TIP:** If you have strings, `umx_score_scale` will work (use `mapStrings =`). **BUT** if you want to make a numeric copy, use `umx_strings2numeric`

Usage

```
umx_score_scale(
  base = NULL,
  pos = NULL,
  rev = NULL,
  min = 1,
  max = NULL,
  data = NULL,
  score = c("total", "proportionCorrect", "errors", "mean", "max", "factor"),
  name = NULL,
  na.rm = TRUE,
  minManifests = NA,
  alpha = FALSE,
  mapStrings = NULL,
  correctAnswer = NULL,
  omegaNfactors = 1,
  digits = 2,
  verbose = FALSE,
  suffix = ""
)
```

Arguments

<code>base</code>	String common to all item names.
<code>pos</code>	The positive-scored item numbers.
<code>rev</code>	The reverse-scored item numbers.
<code>min</code>	Minimum legal response value (default = 1). Not implemented for values other than 1 so far...

max	Maximum legal response value (also used to compute reversed item values).
data	The data frame
score	Score total (default), proportionCorrect, errors, mean, max, or factor scores
name	The name of the scale to be returned. Defaults to "base_score"
na.rm	Whether to delete NAs when computing scores (Default = TRUE) Note: Choice affects mean!
minManifests	How many missing items to tolerate for an individual (when score = factor)
alpha	print Reliability (omega and Cronbach's alpha) (TRUE)
mapStrings	Recoding input like "No"/"Maybe"/"Yes" into numeric values (0,1,2)
correctAnswer	Use when scoring items with one correct response (1/0).
omegaNfactors	Number of factors for the omega reliability (default = 1)
digits	Rounding for omega etc. (default 2)
verbose	Whether to print the whole omega output (FALSE)
suffix	(if dealing with, e.g. "_T1")

Details

In the presence of NAs, score = "mean" and score = "totals" both return NA unless na.rm = TRUE. score = "max", ignores NAs no matter what.

Value

- scores

References

- Revelle, W. (2022) psych: Procedures for Personality and Psychological Research, Northwestern University, Evanston, Illinois, USA, <https://CRAN.R-project.org/package=psych> Version = 2.2.9.
- McNeish, D. (2018). Thanks coefficient alpha, we'll take it from here. *Psychological Methods*, **23**, 412-433. doi:10.1037/met0000144.

See Also

umx_strings2numeric

Other Data Functions: [noNAs\(\)](#), [prolific_anonymize\(\)](#), [prolific_check_ID\(\)](#), [prolific_read_demog\(\)](#), [umx](#), [umxFactor\(\)](#), [umxHetCor\(\)](#), [umx_as_numeric\(\)](#), [umx_cont_2_quantiles\(\)](#), [umx_lower2full\(\)](#), [umx_make_MR_data\(\)](#), [umx_make_TwinData\(\)](#), [umx_make_fake_data\(\)](#), [umx_make_raw_from_cov\(\)](#), [umx_merge_randomized_columns\(\)](#), [umx_polychoric\(\)](#), [umx_polypairwise\(\)](#), [umx_polytriowise\(\)](#), [umx_read_lower\(\)](#), [umx_rename\(\)](#), [umx_reorder\(\)](#), [umx_select_valid\(\)](#), [umx_stack\(\)](#), [umx_strings2numeric\(\)](#)

Examples

```

library(psych)
library(psychTools)
data(bfi)

# =====
# = Score Agreeableness totals =
# =====

# Handscore subject 1
# A1(R)+A2+A3+A4+A5 = (6+1)-2 +4+3+4+4 = 20

tmp = umx_score_scale(base = "A", pos = 2:5, rev = 1, max = 6, data= bfi, name = "A")
tmp[1, namez(tmp, "A", ignore.case = FALSE)]
# A1 A2 A3 A4 A5 A
# 2 4 3 4 4 20

# =====
# = Request the mean =
# =====
tmp = umx_score_scale(name = "A", base = "A",
  pos = 2:5, rev = 1, max = 6, data= bfi, score="mean")
tmp$A[1] # = 4

# =====
# = Request factor score =
# =====
## Not run:
tmp = umx_score_scale(name = "A", base = "A", pos = 2:5, rev = 1,
  max = 6, score = "factor", minManifests = 4, data= bfi)
#           g
# A2 0.6574826
# A3 0.7581274
# A4 0.4814788
# A5 0.6272332
# A1 0.3736021

# =====
# = Request alpha =
# =====

tmp=umx_score_scale(base="A", pos=2:5, rev=1, max=6, data=bfi, alpha=TRUE)
# omega t = 0.72

## End(Not run)

# =====
# = na.rm = TRUE ! =
# =====
tmpDF = bfi
tmpDF[1, "A1"] = NA
tmp = umx_score_scale("A", pos = 2:5, rev = 1, max = 6, data= tmpDF, score="mean")

```

```

tmp$A_score[1] # 3.75

tmp= umx_score_scale("A", pos= 2:5, rev= 1, max = 6, data = tmpDF,
  score="mean", na.rm=FALSE)
tmp$A_score[1] # NA (reject cases with missing items)

# =====
# = Score = max =
# =====
tmp = umx_score_scale("A", pos = 2:5, rev = 1, max = 6,
  data = bfi, name = "A", score = "max")
tmp$A[1] # Subject 1 max = 5 (reversed) item 1

# Default scale name
tmp = umx_score_scale("E", pos = 3:5, rev = 1:2, max = 6,
  data= tmp, score = "mean", na.rm = FALSE)
tmp$E_score[1]

# Using @BillRevelle's psych package: More diagnostics, including alpha
scores= psych::scoreItems(items = bfi, min = 1, max = 6, keys = list(
E = c("-E1", "-E2", "E3", "E4", "E5"),
A = c("-A1", "A2", "A3", "A4", "A5")
))
summary(scores)
scores$scores[1, ]
# E A
# 3.8 4.0

# Compare output
# (note, by default psych::scoreItems replaces NAs with the sample median...)
RevelleE = as.numeric(scores$scores[, "E"])
RevelleE == tmp[, "E_score"]

# =====
# = MapStrings examples =
# =====
mapStrings = c(
  "Very Inaccurate", "Moderately Inaccurate",
  "Slightly Inaccurate", "Slightly Accurate",
  "Moderately Accurate", "Very Accurate")
bfi$As1 = factor(bfi$A1, levels = 1:6, labels = mapStrings)
bfi$As2 = factor(bfi$A2, levels = 1:6, labels = mapStrings)
bfi$As3 = factor(bfi$A3, levels = 1:6, labels = mapStrings)
bfi$As4 = factor(bfi$A4, levels = 1:6, labels = mapStrings)
bfi$As5 = factor(bfi$A5, levels = 1:6, labels = mapStrings)
bfi= umx_score_scale(name="A" , base="A", pos=2:5, rev=1, max=6, data=bfi)
bfi= umx_score_scale(name="As", base="As", pos=2:5, rev=1, mapStrings = mapStrings, data= bfi)

```

Description

Merge valid entries from two columns

Usage

```
umx_select_valid(col1, col2, bothways = FALSE, data)
```

Arguments

col1	name of the first column
col2	name of the second column
bothways	Whether to replace from 1 to 2 as well as from 2 to 1
data	The dataframe containing the two columns.

Value

- Updated dataframe

See Also

- [within\(\)](#)

Other Data Functions: [noNAs\(\)](#), [prolific_anonymize\(\)](#), [prolific_check_ID\(\)](#), [prolific_read_demog\(\)](#), [umx](#), [umxFactor\(\)](#), [umxHetCor\(\)](#), [umx_as_numeric\(\)](#), [umx_cont_2_quantiles\(\)](#), [umx_lower2full\(\)](#), [umx_make_MR_data\(\)](#), [umx_make_TwinData\(\)](#), [umx_make_fake_data\(\)](#), [umx_make_raw_from_cov\(\)](#), [umx_merge_randomized_columns\(\)](#), [umx_polychoric\(\)](#), [umx_polypairwise\(\)](#), [umx_polytriowise\(\)](#), [umx_read_lower\(\)](#), [umx_rename\(\)](#), [umx_reorder\(\)](#), [umx_score_scale\(\)](#), [umx_stack\(\)](#), [umx_strings2numeric\(\)](#)

Examples

```
tmp = mtcars
tmp$newDisp = tmp$disp
tmp$disp[c(1,3,6)] = NA
anyNA(tmp$disp) # column has NAs
tmp = umx_select_valid("disp", "newDisp", data = tmp)
anyNA(tmp$disp) # column repaired
```

umx_set_auto_plot *umx_set_auto_plot*

Description

Set autoPlot default for models like umxACE umxGxE etc.

Usage

```
umx_set_auto_plot(autoPlot = NULL, silent = FALSE)
```

Arguments

autoPlot	If TRUE, sets the umx_auto_plot option. Else returns the current value of umx_auto_plot
silent	If TRUE, no message will be printed.

Value

- Current umx_auto_plot setting
- existing value

References

- <https://tbates.github.io>, <https://github.com/tbates/umx>

See Also

Other Get and set: [umx](#), [umx_get_checkpoint\(\)](#), [umx_get_options\(\)](#), [umx_set_auto_run\(\)](#), [umx_set_checkpoint\(\)](#), [umx_set_condensed_slots\(\)](#), [umx_set_cores\(\)](#), [umx_set_data_variance_check\(\)](#), [umx_set_dollar_symbol\(\)](#), [umx_set_optimization_options\(\)](#), [umx_set_optimizer\(\)](#), [umx_set_plot_file_suffix\(\)](#), [umx_set_plot_format\(\)](#), [umx_set_plot_use_hrbrthemes\(\)](#), [umx_set_separator\(\)](#), [umx_set_silent\(\)](#), [umx_set_table_format\(\)](#)

Examples

```
library(umx)
umx_set_auto_plot() # print current state
old = umx_set_auto_plot(silent = TRUE) # store existing value
old
umx_set_auto_plot(TRUE) # set to on (internally stored as "name")
umx_set_auto_plot(FALSE) # set to off (internally stored as NA)
umx_set_auto_plot(old) # reinstate
```

umx_set_auto_run *Automatically run models?*

Description

Set autoRun default for models like [umxRAM\(\)](#), [umxACE\(\)](#) etc.

Usage

```
umx_set_auto_run(autoRun = NA, silent = FALSE)
```

Arguments

autoRun	If TRUE or FALSE, sets the umx_auto_run option. Else returns the current value of umx_auto_run
silent	If TRUE, no message will be printed.

Value

- Current umx_auto_run setting

See Also

Other Get and set: `umx`, `umx_get_checkpoint()`, `umx_get_options()`, `umx_set_auto_plot()`, `umx_set_checkpoint()`, `umx_set_condensed_slots()`, `umx_set_cores()`, `umx_set_data_variance_check()`, `umx_set_dollar_symbol()`, `umx_set_optimization_options()`, `umx_set_optimizer()`, `umx_set_plot_file_suffix()`, `umx_set_plot_format()`, `umx_set_plot_use_hrbrthemes()`, `umx_set_separator()`, `umx_set_silent()`, `umx_set_table_format()`

Examples

```
library(umx)
umx_set_auto_run() # print existing value
old = umx_set_auto_run(silent = TRUE) # store existing value
umx_set_auto_run(FALSE) # set to FALSE
umx_set_auto_run(old) # reinstate
```

`umx_set_checkpoint` *umx_set_checkpoint*

Description

Set the checkpoint status for a model or global options

Usage

```
umx_set_checkpoint(
  interval = 1,
  units = c("evaluations", "iterations", "minutes"),
  prefix = "",
  directory = getwd(),
  model = NULL
)
```

Arguments

<code>interval</code>	How many units between checkpoints: Default = 1. A value of zero sets always to 'No' (i.e., do not checkpoint all models during optimization)
<code>units</code>	units to count in: Default unit is 'evaluations' ('minutes' is also legal)
<code>prefix</code>	string prefix to add to all checkpoint filenames (default = "")
<code>directory</code>	a directory, i.e. "~/Desktop" (defaults to getwd())
<code>model</code>	(optional) model to set options in (default = NULL)

Value

- mxModel if provided

References

- <https://tbates.github.io>, <https://github.com/tbates/umx>

See Also

Other Get and set: `umx`, `umx_get_checkpoint()`, `umx_get_options()`, `umx_set_auto_plot()`, `umx_set_auto_run()`, `umx_set_condensed_slots()`, `umx_set_cores()`, `umx_set_data_variance_check()`, `umx_set_dollar_symbol()`, `umx_set_optimization_options()`, `umx_set_optimizer()`, `umx_set_plot_file_suffix()`, `umx_set_plot_format()`, `umx_set_plot_use_hrbrthemes()`, `umx_set_separator()`, `umx_set_silent()`, `umx_set_table_format()`

Examples

```
## Not run:
umx_set_checkpoint(interval = 1, "evaluations", dir = "~/Desktop/")
# Turn off checkpointing with interval = 0
umx_set_checkpoint(interval = 0)
umx_set_checkpoint(2, "evaluations", prefix="SNP_1")
require(umx)
data(demoOneFactor)
manifests = names(demoOneFactor)
m1 = umxRAM("One Factor", data = demoOneFactor, type = "cov",
  umxPath("G", to = manifests),
  umxPath(var = manifests),
  umxPath(var = "G", fixedAt = 1)
)
m1 = umx_set_checkpoint(model = m1)
m1 = mxRun(m1)
umx_checkpoint(0)

## End(Not run)
```

`umx_set_condensed_slots`

umx_set_condensed_slots

Description

Sets whether newly-created mxMatrices are to be condensed (set to NULL if not being used) or not.

Usage

```
umx_set_condensed_slots(state = NA, silent = FALSE)
```

Arguments

state	what state (TRUE or FALSE) to set condensed slots (default NA returns current value).
silent	If TRUE, no message will be printed.

Value

- current value of condensed slots

References

- <https://tbates.github.io>, <https://github.com/tbates/umx>

See Also

Other Get and set: `umx`, `umx_get_checkpoint()`, `umx_get_options()`, `umx_set_auto_plot()`, `umx_set_auto_run()`, `umx_set_checkpoint()`, `umx_set_cores()`, `umx_set_data_variance_check()`, `umx_set_dollar_symbol()`, `umx_set_optimization_options()`, `umx_set_optimizer()`, `umx_set_plot_file_suffix()`, `umx_set_plot_format()`, `umx_set_plot_use_hrbrthemes()`, `umx_set_separator()`, `umx_set_silent()`, `umx_set_table_format()`

Examples

```
library(umx)
umx_set_condensed_slots() # print
old = umx_set_condensed_slots(silent = TRUE) # store the existing state
umx_set_condensed_slots(TRUE) # update globally
umx_set_condensed_slots(old) # set back
```

umx_set_cores

umx_set_cores

Description

set the number of cores (threads) used by OpenMx

Usage

```
umx_set_cores(cores = NA, model = NULL, silent = FALSE)
```

Arguments

cores	number of cores to use. NA (the default) returns current value. "-1" will set to <code>omxDetectCores()</code> .
model	an (optional) model to set. If left NULL, the global option is updated.
silent	If TRUE, no message will be printed.

Value

- number of cores

References

- <https://tbates.github.io>, <https://github.com/tbates/umx>

See Also

Other Get and set: `umx`, `umx_get_checkpoint()`, `umx_get_options()`, `umx_set_auto_plot()`, `umx_set_auto_run()`, `umx_set_checkpoint()`, `umx_set_condensed_slots()`, `umx_set_data_variance_check()`, `umx_set_dollar_symbol()`, `umx_set_optimization_options()`, `umx_set_optimizer()`, `umx_set_plot_file_suffix()`, `umx_set_plot_format()`, `umx_set_plot_use_hrbthemes()`, `umx_set_separator()`, `umx_set_silent()`, `umx_set_table_format()`

Examples

```
library(umx)
manifests = c("mpg", "disp", "gear")
m1 = mxModel("ind", type = "RAM",
  manifestVars = manifests,
  mxPath(from = manifests, arrows = 2),
  mxPath(from = "one", to = manifests),
  mxData(mtcars[, manifests], type = "raw")
)
umx_set_cores() # print current value
oldCores = umx_set_cores(silent = TRUE) # store existing value
umx_set_cores(omxDetectCores()) # set to max
umx_set_cores(-1); umx_set_cores() # set to max
m1 = umx_set_cores(1, m1) # set m1 usage to 1 core
umx_set_cores(model = m1) # show new value for m1
umx_set_cores(oldCores) # reinstate old global value
```

`umx_set_data_variance_check`

umx_set_data_variance_check

Description

Set default for data checking in models like `umxACE` `umxGxE` etc.

Usage

```
umx_set_data_variance_check(minVar = NULL, maxVarRatio = NULL, silent = FALSE)
```


Arguments

minVar	Set the threshold at which to warn user about variables with too-small variance. Else returns the current value of umx_minVar
maxVarRatio	Set the option for threshold at which to warn user variances differ too much. Else returns the current value of umx_maxVarRatio
silent	If TRUE, no message will be printed.

Value

- list of umx_minVar and umx_maxVarRatio settings

See Also

xmu_check_variance which uses these to check sanity in the variances of a data frame.

Other Get and set: [umx](#), [umx_get_checkpoint\(\)](#), [umx_get_options\(\)](#), [umx_set_auto_plot\(\)](#), [umx_set_auto_run\(\)](#), [umx_set_checkpoint\(\)](#), [umx_set_condensed_slots\(\)](#), [umx_set_cores\(\)](#), [umx_set_dollar_symbol\(\)](#), [umx_set_optimization_options\(\)](#), [umx_set_optimizer\(\)](#), [umx_set_plot_file_suffix\(\)](#), [umx_set_plot_format\(\)](#), [umx_set_plot_use_hrbrthemes\(\)](#), [umx_set_separator\(\)](#), [umx_set_silent\(\)](#), [umx_set_table_format\(\)](#)

Examples

```
library(umx)
umx_set_data_variance_check() # print current state
old = umx_set_data_variance_check(silent = TRUE) # store existing value
umx_set_data_variance_check(minVar = .01)
umx_set_data_variance_check(maxVarRatio = 500)
umx_set_data_variance_check(minVar = old$minVar, maxVarRatio = old$maxVarRatio) # reinstate
```

umx_set_dollar_symbol *Set the symbol for money*

Description

Set umx_set_dollar_symbol (used in e.g. [fin_interest()])

Usage

```
umx_set_dollar_symbol(umx.dollar.symbol = NULL, silent = FALSE)
```

Arguments

umx.dollar.symbol	symbol for money calculations.
silent	If TRUE, no message will be printed.

Value

- Current umx.dollar.symbol

See Also

Other Get and set: `umx`, `umx_get_checkpoint()`, `umx_get_options()`, `umx_set_auto_plot()`, `umx_set_auto_run()`, `umx_set_checkpoint()`, `umx_set_condensed_slots()`, `umx_set_cores()`, `umx_set_data_variance_check()`, `umx_set_optimization_options()`, `umx_set_optimizer()`, `umx_set_plot_file_suffix()`, `umx_set_plot_format()`, `umx_set_plot_use_hrbrthemes()`, `umx_set_separator()`, `umx_set_silent()`, `umx_set_table_format()`

Examples

```
library(umx)
umx_set_dollar_symbol() # show current state
old = umx_set_dollar_symbol(silent=TRUE) # store existing value
fin_interest(100)
umx_set_dollar_symbol(old) # reinstate
```

umx_set_optimization_options

Set options that affect optimization in OpenMx

Description

`umx_set_optimization_options` provides access to get and set options affecting optimization.

Usage

```
umx_set_optimization_options(
  opt = c("mvnRelEps", "mvnMaxPointsA", "Parallel diagnostics"),
  value = NULL,
  model = NULL,
  silent = FALSE
)
```

Arguments

<code>opt</code>	default returns current values of the options listed. Currently "mvnRelEps", "mvnMaxPointsA", and "Parallel diagnostics".
<code>value</code>	If not NULL, the value to set the opt to (can be a list of length(opt))
<code>model</code>	A model for which to set the optimizer. Default (NULL) sets the optimizer globally.
<code>silent</code>	If TRUE, no message will be printed.

Details

note: For mvnRelEps, values between .0001 to .01 are conventional. Smaller values slow optimization.

Value

- current values if no value set.

References

- <https://tbates.github.io>, <https://github.com/tbates/umx>

See Also

Other Get and set: `umx`, `umx_get_checkpoint()`, `umx_get_options()`, `umx_set_auto_plot()`, `umx_set_auto_run()`, `umx_set_checkpoint()`, `umx_set_condensed_slots()`, `umx_set_cores()`, `umx_set_data_variance_check()`, `umx_set_dollar_symbol()`, `umx_set_optimizer()`, `umx_set_plot_file_suffix()`, `umx_set_plot_format()`, `umx_set_plot_use_hrbrthemes()`, `umx_set_separator()`, `umx_set_silent()`, `umx_set_table_format()`

Examples

```
# show current value for selected or all options
umx_set_optimization_options() # print the existing state(s)
umx_set_optimization_options("mvnRelEps")
## Not run:
umx_set_optimization_options("mvnRelEps", .01) # update globally
umx_set_optimization_options("Parallel diagnostics", value = "Yes")

## End(Not run)
```

umx_set_optimizer *Set the optimizer in OpenMx*

Description

`umx_set_optimizer` provides an easy way to get and set the default optimizer.

Usage

```
umx_set_optimizer(opt = NA, model = NULL, silent = FALSE)
```

Arguments

<code>opt</code>	default (NA) returns current value. Current alternatives are "NPSOL" "SLSQP" and "CSOLNP".
<code>model</code>	A model for which to set the optimizer. Default (NULL) sets the optimizer globally.
<code>silent</code>	If TRUE, no message will be printed.

Value

- current optimizer if nothing requested to be set.

References

- <https://tbates.github.io>, <https://github.com/tbates/umx>

See Also

Other Get and set: `umx`, `umx_get_checkpoint()`, `umx_get_options()`, `umx_set_auto_plot()`, `umx_set_auto_run()`, `umx_set_checkpoint()`, `umx_set_condensed_slots()`, `umx_set_cores()`, `umx_set_data_variance_check()`, `umx_set_dollar_symbol()`, `umx_set_optimization_options()`, `umx_set_plot_file_suffix()`, `umx_set_plot_format()`, `umx_set_plot_use_hrbrthemes()`, `umx_set_separator()`, `umx_set_silent()`, `umx_set_table_format()`

Examples

```
library(umx)
umx_set_optimizer() # print the existing state
old = umx_set_optimizer(silent = TRUE) # store the existing state
umx_set_optimizer("SLSQP") # update globally
umx_set_optimizer(old) # set back
```

```
umx_set_plot_file_suffix
```

Set output suffix used in umx SEM diagram files saved to disk.

Description

umx SEM diagram files can have a suffix of "gv" (default) or "dot". Interrogate the setting by calling with no value: it will return the current setting. To change the setting call with "gv" or "dot". Or use TRUE to toggle the setting.

Usage

```
umx_set_plot_file_suffix(umx.plot.suffix = NULL, silent = FALSE)
```

Arguments

```
umx.plot.suffix
```

The suffix for plot files (if empty current value is returned). "TRUE", toggles setting.

```
silent
```

If TRUE, no message will be printed.

Value

- Current setting

References

- <https://tbates.github.io>, <https://github.com/tbates/umx>

See Also

Other Get and set: `umx`, `umx_get_checkpoint()`, `umx_get_options()`, `umx_set_auto_plot()`, `umx_set_auto_run()`, `umx_set_checkpoint()`, `umx_set_condensed_slots()`, `umx_set_cores()`, `umx_set_data_variance_check()`, `umx_set_dollar_symbol()`, `umx_set_optimization_options()`, `umx_set_optimizer()`, `umx_set_plot_format()`, `umx_set_plot_use_hrbrthemes()`, `umx_set_separator()`, `umx_set_silent()`, `umx_set_table_format()`

Examples

```
umx_set_plot_file_suffix() # print current state
old = umx_set_plot_file_suffix(silent = TRUE) # store current value
umx_set_plot_file_suffix("dot")
umx_set_plot_file_suffix("gv")
umx_set_plot_file_suffix(old) # reinstate
```

`umx_set_plot_format` *Set output format of plots (structural diagrams) in umx*

Description

Set output format of plots (default = "`DiagrammeR::DiagrammeR()`", alternatives are `graphviz`, `svg`, `png`, `pdf`). If you call this with no value, it will return the current setting. If you call it with `TRUE`, it toggles the setting.

Usage

```
umx_set_plot_format(umx.plot.format = NULL, silent = FALSE)
```

Arguments

<code>umx.plot.format</code>	format for plots (if empty, returns the current value of <code>umx.plot.format</code>). If "TRUE", then toggles
<code>silent</code>	If TRUE, no message will be printed.

Value

- Current `umx.plot.format` setting

References

- <https://tbates.github.io>, <https://github.com/tbates/umx>

See Also

Other Get and set: `umx`, `umx_get_checkpoint()`, `umx_get_options()`, `umx_set_auto_plot()`, `umx_set_auto_run()`, `umx_set_checkpoint()`, `umx_set_condensed_slots()`, `umx_set_cores()`, `umx_set_data_variance_check()`, `umx_set_dollar_symbol()`, `umx_set_optimization_options()`, `umx_set_optimizer()`, `umx_set_plot_file_suffix()`, `umx_set_plot_use_hrbrthemes()`, `umx_set_separator()`, `umx_set_silent()`, `umx_set_table_format()`

Examples

```
library(umx)
umx_set_plot_format() # print current state
old = umx_set_plot_format(silent = TRUE) # store current value
umx_set_plot_format("graphviz")
umx_set_plot_format("DiagrammeR")
umx_set_plot_format("png")
umx_set_plot_format("pdf")
umx_set_plot_format(old) # reinstate
```

```
umx_set_plot_use_hrbrthemes
```

Set theme system to use for plots.

Description

Set output file suffix (default = "gv", alternative is "dot"). If you call this with no value, it will return the current setting. If you call it with TRUE, it toggles the setting.

Usage

```
umx_set_plot_use_hrbrthemes(umx.plot.use_hrbrthemes = NULL, silent = FALSE)
```

Arguments

<code>umx.plot.use_hrbrthemes</code>	whether to them plots with hrbrthemes (if empty returns the current value)
<code>silent</code>	If TRUE, no message will be printed.

Value

- Current setting

See Also

Other Get and set: `umx`, `umx_get_checkpoint()`, `umx_get_options()`, `umx_set_auto_plot()`, `umx_set_auto_run()`, `umx_set_checkpoint()`, `umx_set_condensed_slots()`, `umx_set_cores()`, `umx_set_data_variance_check()`, `umx_set_dollar_symbol()`, `umx_set_optimization_options()`, `umx_set_optimizer()`, `umx_set_plot_file_suffix()`, `umx_set_plot_format()`, `umx_set_separator()`, `umx_set_silent()`, `umx_set_table_format()`

Examples

```
umx_set_plot_use_hrbthemes() # print current state
old = umx_set_plot_use_hrbthemes(silent = TRUE) # store current value
umx_set_plot_use_hrbthemes(TRUE)
umx_set_plot_use_hrbthemes(old) # reinstate
```

umx_set_separator	<i>Set the separator</i>
-------------------	--------------------------

Description

Set umx_default_separator (used in CI[low sep high]). Default = ","

Usage

```
umx_set_separator(umx_default_separator = NULL, silent = FALSE)
```

Arguments

```
umx_default_separator
    separator for CIs etc. (if empty, returns the current value)
silent
    If TRUE, no message will be printed.
```

Value

- Current umx_default_separator

See Also

Other Get and set: [umx](#), [umx_get_checkpoint\(\)](#), [umx_get_options\(\)](#), [umx_set_auto_plot\(\)](#), [umx_set_auto_run\(\)](#), [umx_set_checkpoint\(\)](#), [umx_set_condensed_slots\(\)](#), [umx_set_cores\(\)](#), [umx_set_data_variance_check\(\)](#), [umx_set_dollar_symbol\(\)](#), [umx_set_optimization_options\(\)](#), [umx_set_optimizer\(\)](#), [umx_set_plot_file_suffix\(\)](#), [umx_set_plot_format\(\)](#), [umx_set_plot_use_hrbthemes\(\)](#), [umx_set_silent\(\)](#), [umx_set_table_format\(\)](#)

Examples

```
library(umx)
umx_set_separator() # show current state
old = umx_set_separator(silent=TRUE) # store existing value
umx_set_separator("|")
umxAPA(.3, .2)
umx_set_separator(old) # reinstate
```

umx_set_silent	<i>Turn off most console and summary output from umx</i>
----------------	--

Description

Running multiple analyses or simulations, it can be handy to turn off the automatic summary, graphing, and printing that umx does to help interactive sessions. `umx_set_silent` does this. Summary and graph output, as well as progress and durable console output will be suppressed.

Usage

```
umx_set_silent(value = NA, silent = FALSE)
```

Arguments

value	Boolean stating if umx Models should run silently (TRUE).
silent	If TRUE, this function itself will just return the state of the option, with no user message.

Details

Not every function knows about silent, but most, like `umxRAM()` etc do.

Under the hood, `umx_set_silent` sets `options("umx_silent")`. This can be set to either TRUE or FALSE. If TRUE, then the progress messages from model runs are suppressed. Useful for power simulations etc.

Value

- Current silent value

References

- <https://tbates.github.io>, <https://github.com/tbates/umx>

See Also

Other Get and set: `umx`, `umx_get_checkpoint()`, `umx_get_options()`, `umx_set_auto_plot()`, `umx_set_auto_run()`, `umx_set_checkpoint()`, `umx_set_condensed_slots()`, `umx_set_cores()`, `umx_set_data_variance_check()`, `umx_set_dollar_symbol()`, `umx_set_optimization_options()`, `umx_set_optimizer()`, `umx_set_plot_file_suffix()`, `umx_set_plot_format()`, `umx_set_plot_use_hrbthemes()`, `umx_set_separator()`, `umx_set_table_format()`

Examples

```
library(umx)
old = umx_set_silent() # print & store existing value
umx_set_silent(FALSE, silent = TRUE) # set to FALSE
umx_set_silent(old) # reinstate
umx_set_silent() # print existing value
```

umx_set_table_format *umx_set_table_format*

Description

Set knitr.table.format default (output style for tables). Legal values are "latex", "html", "markdown", "pandoc", and "rst".

Usage

```
umx_set_table_format(knitr.table.format = NULL, silent = FALSE)
```

Arguments

knitr.table.format
format for tables (if empty, returns the current value of knitr.table.format)

silent
If TRUE, no message will be printed.

Value

- Current knitr.table.format setting

References

- <https://tbates.github.io>, <https://github.com/tbates/umx>

See Also

Other Get and set: [umx](#), [umx_get_checkpoint\(\)](#), [umx_get_options\(\)](#), [umx_set_auto_plot\(\)](#), [umx_set_auto_run\(\)](#), [umx_set_checkpoint\(\)](#), [umx_set_condensed_slots\(\)](#), [umx_set_cores\(\)](#), [umx_set_data_variance_check\(\)](#), [umx_set_dollar_symbol\(\)](#), [umx_set_optimization_options\(\)](#), [umx_set_optimizer\(\)](#), [umx_set_plot_file_suffix\(\)](#), [umx_set_plot_format\(\)](#), [umx_set_plot_use_hrbthemes\(\)](#), [umx_set_separator\(\)](#), [umx_set_silent\(\)](#)

Examples

```
library(umx)
umx_set_table_format() # show current state
old = umx_set_table_format() # store existing value
umx_set_table_format("latex")
umx_set_table_format("html")
umx_set_table_format("markdown")
umx_set_table_format("") # get available options
umx_set_table_format(old) # reinstate
```

umx_stack

Stack data like stack() does, with more control.

Description

Operates like [stack\(\)](#), but can preserve ("passalong") other variables on each row, and allows the user control over the values and group column names for ease of use.

Usage

```
umx_stack(x, select, passalong, valuesName = "values", groupName = "ind")
```

Arguments

x	a dataframe containing twin data.
select	The variables to stack (wide 2 long)
passalong	Variables to preserve on each row (e.g. age)
valuesName	The name for the new stacked column (default = "values")
groupName	The name for the column containing the grouping variable (default = "ind")

Value

- long-format dataframe

See Also

[umx_wide2long\(\)](#)

Other Data Functions: [noNAs\(\)](#), [prolific_anonymize\(\)](#), [prolific_check_ID\(\)](#), [prolific_read_demog\(\)](#), [umx](#), [umxFactor\(\)](#), [umxHetCor\(\)](#), [umx_as_numeric\(\)](#), [umx_cont_2_quantiles\(\)](#), [umx_lower2full\(\)](#), [umx_make_MR_data\(\)](#), [umx_make_TwinData\(\)](#), [umx_make_fake_data\(\)](#), [umx_make_raw_from_cov\(\)](#), [umx_merge_randomized_columns\(\)](#), [umx_polychoric\(\)](#), [umx_polypairwise\(\)](#), [umx_polytriowise\(\)](#), [umx_read_lower\(\)](#), [umx_rename\(\)](#), [umx_reorder\(\)](#), [umx_score_scale\(\)](#), [umx_select_valid\(\)](#), [umx_strings2numeric\(\)](#)

Examples

```
# Base-R stack function
df = stack(mtcars, select = c("disp", "hp"), drop=FALSE)

# umx_stack, with additional variables passed along
df= umx_stack(mtcars, select= c("disp", "hp"), passalong= "mpg")
str(df) # ind is a factor, with levels select
ggplot2::qplot(x = mpg, y= values, color=ind, data = df)
```

umx_standardize	<i>Return a standardized version of a Structural Model</i>
-----------------	--

Description

Return the standardized version of a model (such as ACE, CP etc.)
 Versions exist for RAM, ACE, ACEv, ACEcov, IP, CP and GxE models.

Usage

```
umx_standardize(model, ...)
```

Arguments

model	The <code>OpenMx::mxModel()</code> whose fit will be reported.
...	Other parameters.

Details

umx_standardize takes umx models, including RAM and twin models, and returns a standardized version.

See Also

Other xmu internal not for end user: `umxModel()`, `umxRenameMatrix()`, `umx_APA_pval()`, `umx_fun_mean_sd()`, `umx_get_bracket_addresses()`, `umx_make()`, `umx_string_to_algebra()`, `xmuHasSquareBrackets()`, `xmuLabel_MATRIX_Model()`, `xmuLabel_Matrix()`, `xmuLabel_RAM_Model()`, `xmuMI()`, `xmuMakeDeviationThresholdsMat`, `xmuMakeOneHeadedPathsFromPathList()`, `xmuMakeTwoHeadedPathsFromPathList()`, `xmuMaxLevels()`, `xmuMinLevels()`, `xmuPropagateLabels()`, `xmuRAM2Ordinal()`, `xmuTwinSuper_Continuous()`, `xmuTwinSuper_NoBinary()`, `xmuTwinUpgradeMeansToCovariateModel()`, `xmu_CI_merge()`, `xmu_CI_stash()`, `xmu_DF_to_mxData_TypeCov()`, `xmu_PadAndPruneForDefVars()`, `xmu_bracket_address2rclabel()`, `xmu_cell_is_on()`, `xmu_check_levels_identical()`, `xmu_check_needs_means()`, `xmu_check_variance()`, `xmu_clean_label()`, `xmu_data_missing()`, `xmu_data_swap_a_block()`, `xmu_describe_data_WLS()`, `xmu_dot_make_paths()`, `xmu_dot_make_residuals()`, `xmu_dot_maker()`, `xmu_dot_move_ranks()`, `xmu_dot_rank_str()`, `xmu_extract_column()`, `xmu_get_CI()`, `xmu_lavaan_process_group()`, `xmu_make_TwinSuperModel()`, `xmu_make_bin_cont_pair_data()`, `xmu_make_mxData()`, `xmu_match.arg()`, `xmu_name_from_lavaan_str()`, `xmu_path2twin()`, `xmu_path_regex()`, `xmu_print_algebras()`, `xmu_rclabel_2_bracket_address()`, `xmu_relevel_factors()`, `xmu_safe_run_summary()`, `xmu_set_sep_from_suffi`

```
xmu_show_fit_or_comparison(), xmu_simplex_corner(), xmu_standardize_ACE(), xmu_standardize_ACEcov(),
xmu_standardize_ACEv(), xmu_standardize_CP(), xmu_standardize_IP(), xmu_standardize_RAM(),
xmu_standardize_SexLim(), xmu_standardize_Simplex(), xmu_start_value_list(), xmu_starts(),
xmu_summary_RAM_group_parameters(), xmu_twin_add_WeightMatrices(), xmu_twin_check(),
xmu_twin_get_var_names(), xmu_twin_make_def_means_mats_and_alg(), xmu_twin_upgrade_selDvs2SelVars()
```

umx_strings2numeric *A wrapper to map columns of strings to numeric.*

Description

If you give one column name, this is changed to numeric, and returned as a **vector**. If you give multiple column names, or don't set cols, each is changed to numeric, and the updated **data.frame** is returned.

Usage

```
umx_strings2numeric(df, cols = NA, mapStrings = NULL)
```

Arguments

df	The df
cols	(optional) list of columns (default = use all)
mapStrings	legal strings which will be mapped in order to numbers.

Value

- df

See Also

Other Data Functions: [noNAs\(\)](#), [prolific_anonymize\(\)](#), [prolific_check_ID\(\)](#), [prolific_read_demog\(\)](#), [umx](#), [umxFactor\(\)](#), [umxHetCor\(\)](#), [umx_as_numeric\(\)](#), [umx_cont_2_quantiles\(\)](#), [umx_lower2full\(\)](#), [umx_make_MR_data\(\)](#), [umx_make_TwinData\(\)](#), [umx_make_fake_data\(\)](#), [umx_make_raw_from_cov\(\)](#), [umx_merge_randomized_columns\(\)](#), [umx_polychoric\(\)](#), [umx_polypairwise\(\)](#), [umx_polytriowise\(\)](#), [umx_read_lower\(\)](#), [umx_rename\(\)](#), [umx_reorder\(\)](#), [umx_score_scale\(\)](#), [umx_select_valid\(\)](#), [umx_stack\(\)](#)

Examples

```
tmp = data.frame(x=letters)
umx_strings2numeric(tmp, mapStrings = letters)
umx_strings2numeric(tmp, cols= "x", mapStrings = letters)
```

umx_string_to_algebra *Convert a string to an OpenMx algebra*

Description

This is useful use to quickly and easily insert values from R variables into the string (using paste() and rep() etc.), then parse the string as an mxAlgebra argument.

Usage

```
umx_string_to_algebra(algString, name = NA, dimnames = NA)
```

Arguments

algString	a string to turn into an algebra
name	of the returned algebra
dimnames	of the returned algebra

Details

A use case is including a matrix exponent (that is A %% A %% A %*% A...) with a variable exponent.

Value

- `OpenMx::mxAlgebra()`

References

- <https://github.com/tbates/umx>

See Also

Other xmu internal not for end user: `umxModel()`, `umxRenameMatrix()`, `umx_APA_pval()`, `umx_fun_mean_sd()`, `umx_get_bracket_addresses()`, `umx_make()`, `umx_standardize()`, `xmuHasSquareBrackets()`, `xmuLabel_MATRIX_Model()`, `xmuLabel_Matrix()`, `xmuLabel_RAM_Model()`, `xmuMI()`, `xmuMakeDeviationThresholdsMat`, `xmuMakeOneHeadedPathsFromPathList()`, `xmuMakeTwoHeadedPathsFromPathList()`, `xmuMaxLevels()`, `xmuMinLevels()`, `xmuPropagateLabels()`, `xmuRAM2Ordinal()`, `xmuTwinSuper_Continuous()`, `xmuTwinSuper_NoBinary()`, `xmuTwinUpgradeMeansToCovariateModel()`, `xmu_CI_merge()`, `xmu_CI_stash()`, `xmu_DF_to_mxData_TypeCov()`, `xmu_PadAndPruneForDefVars()`, `xmu_bracket_address2rclabel()`, `xmu_cell_is_on()`, `xmu_check_levels_identical()`, `xmu_check_needs_means()`, `xmu_check_variance()`, `xmu_clean_label()`, `xmu_data_missing()`, `xmu_data_swap_a_block()`, `xmu_describe_data_WLS()`, `xmu_dot_make_paths()`, `xmu_dot_make_residuals()`, `xmu_dot_maker()`, `xmu_dot_move_ranks()`, `xmu_dot_rank_str()`, `xmu_extract_column()`, `xmu_get_CI()`, `xmu_lavaan_process_group()`, `xmu_make_TwinSuperModel()`, `xmu_make_bin_cont_pair_data()`, `xmu_make_mxData()`, `xmu_match.arg()`, `xmu_name_from_lavaan_str()`, `xmu_path2twin()`, `xmu_path_regex()`, `xmu_print_algebras()`, `xmu_rclabel_2_bracket_address()`, `xmu_relevel_factors()`, `xmu_safe_run_summary()`, `xmu_set_sep_from_suffi`

```
xmu_show_fit_or_comparison(), xmu_simplex_corner(), xmu_standardize_ACE(), xmu_standardize_ACEcov(),
xmu_standardize_ACEv(), xmu_standardize_CP(), xmu_standardize_IP(), xmu_standardize_RAM(),
xmu_standardize_SexLim(), xmu_standardize_Simplex(), xmu_start_value_list(), xmu_starts(),
xmu_summary_RAM_group_parameters(), xmu_twin_add_WeightMatrices(), xmu_twin_check(),
xmu_twin_get_var_names(), xmu_twin_make_def_means_mats_and_alg(), xmu_twin_upgrade_selDvs2SelVars()
```

Examples

```
## Not run:
alg = umx_string_to_algebra(paste(rep("A", nReps), collapse = " %*% "), name = "test_case")

## End(Not run)
```

umx_str_chars	<i>Select desired characters from a string</i>
---------------	--

Description

umx_str_chars returns desired characters of a string

Usage

```
umx_str_chars(what, which)
```

Arguments

what	A string
which	Chars to select out.

Value

- Array of selected characters

References

- [tutorials](#), [github](#)

See Also

- [umx_explode\(\)](#)

Other String Functions: [umx](#), [umx_explode\(\)](#), [umx_explode_twin_names\(\)](#), [umx_grep\(\)](#), [umx_names\(\)](#), [umx_paste_names\(\)](#), [umx_rot\(\)](#), [umx_str_from_object\(\)](#), [umx_trim\(\)](#)

Examples

```
umx_str_chars("myFpassUword", c(3,8))
```

umx_str_from_object *Return variable name as a string*

Description

Utility to return an object's name as a string

Usage

```
umx_str_from_object(x)
```

Arguments

x an object

Value

- name as string

References

- <https://github.com/tbates/umx>

See Also

Other String Functions: [umx](#), [umx_explode\(\)](#), [umx_explode_twin_names\(\)](#), [umx_grep\(\)](#), [umx_names\(\)](#), [umx_paste_names\(\)](#), [umx_rot\(\)](#), [umx_str_chars\(\)](#), [umx_trim\(\)](#)

Examples

```
umx_str_from_object(mtcars)
# "mtcars"
```

umx_time *umx_time*

Description

A function to compactly report how long a model took to execute. Comes with some preset styles
User can set the format with C-style string formatting.

Usage

```
umx_time(
  x = NA,
  formatStr = c("simple", "std", "custom %H %M %OS3"),
  tz = "GMT",
  autoRun = TRUE
)
```

Arguments

x	A <code>OpenMx::mxModel()</code> or list of models for which to display elapsed time, or 'start' or 'stop'
formatStr	A format string, defining how to show the time (defaults to human readable)
tz	time zone in which the model was executed (defaults to "GMT")
autoRun	If TRUE (default), run the model if it appears not to have been.

Details

The default time format is "simple", which gives only the biggest unit used. i.e., "x seconds" for times under 1 minute. "std" shows time in the format adopted in OpenMx 2.0 e.g. "Wall clock time (HH:MM:SS.hh): 00:00:01.16"

If a list of models is provided, time deltas will also be reported.

If instead of a model the key word "start" is given in x, a start time will be recorded. "stop" gives the time since "start" was called (and clears the timer)

If a model has not been run, umx_time will run it for you.

Value

- invisible time string

References

- <https://github.com/tbates/umx>

See Also

Other Reporting Functions: `umx`, `umxAPA()`, `umxFactorScores()`, `umxGetLatents()`, `umxGetManifests()`, `umxGetModel()`, `umxGetParameters()`, `umxParameters()`, `umx_aggregate()`

Examples

```
## Not run:
require(umx)
umx_time('stop') # alert user stop called when not yet started...
umx_time('stop')
umx_time('start')
data(demoOneFactor)
latents = c("G")
```



```

manifests = names(demoOneFactor)
myData = mxData(cov(demoOneFactor), type = "cov", numObs=500)
m1 = umxRAM("umx_time_example", data = myData,
  umxPath(from = latents, to = manifests),
  umxPath(var = manifests),
  umxPath(var = latents, fixedAt = 1)
)
umx_time(m1) # report time from mxModel
m2 = umxRun(m1)
umx_time(c(m1, m2)) # print comparison table
umx_time('stop') # report the time since timer last started, and restart
umx_time('stop') # report the time since timer was restarted.

## End(Not run)

```

umx_trim

Trim whitespace surrounding a string.

Description

Returns string without leading or trailing whitespace, like the php function. See also built-in `base::trimws()` does the same.

Usage

```
umx_trim(string, removeThis = NULL)
```

Arguments

string	to trim
removeThis	if not NULL then this regular expression is removed wherever found in 'string'

Value

- string

References

- <https://tbates.github.io>, <https://github.com/tbates/umx>

See Also

`base::trimws()`

Other String Functions: `umx`, `umx_explode()`, `umx_explode_twin_names()`, `umx_grep()`, `umx_names()`, `umx_paste_names()`, `umx_rot()`, `umx_str_chars()`, `umx_str_from_object()`

Examples

```

umx_trim(" dog") # "dog"
trimws(" dog ", "l") # added by R in v 3.3.0
umx_trim("dog ") # "dog"
umx_trim("\t dog \n") # "dog"
umx_trim("xlsx dog.xlsx", "\\?.?xlsx ?") # "dog"

```

umx_var

*Get variances from a df that might contain some non-numeric columns***Description**

Pass in any dataframe and get variances despite some non-numeric columns. Cells involving these non-numeric columns are set to ordVar (default = 1).

Usage

```

umx_var(
  df,
  format = c("full", "diag", "lower"),
  use = c("complete.obs", "pairwise.complete.obs", "everything", "all.obs",
    "na.or.complete"),
  ordVar = 1,
  digits = NULL,
  strict = TRUE,
  allowCorForFactorCovs = FALSE
)

```

Arguments

df	A dataframe of raw data from which to get variances.
format	to return: options are c("full", "diag", "lower"). Defaults to full, but this is not implemented yet.
use	Passed to <code>cov()</code> - defaults to "complete.obs" (see param default for other options).
ordVar	The value to return at any ordinal columns (defaults to 1).
digits	digits to round output to (Ignored if NULL). Set for easy printing.
strict	Whether to allow non-ordered factors to be processed (default = FALSE (no)).
allowCorForFactorCovs	When ordinal data are present, use heterochoric correlations in affected cells, in place of covariances.

Value

- `OpenMx::mxModel()`

References

- <https://tbates.github.io>

See Also

Other Miscellaneous Stats Functions: [FishersMethod\(\)](#), [SE_from_p\(\)](#), [geometric_mean\(\)](#), [harmonic_mean\(\)](#), [oddsratio\(\)](#), [reliability\(\)](#), [umx, umxCov2cor\(\)](#), [umxHetCor\(\)](#), [umxParan\(\)](#), [umxWeightedAIC\(\)](#), [umx_apply\(\)](#), [umx_cor\(\)](#), [umx_means\(\)](#), [umx_r_test\(\)](#), [umx_round\(\)](#), [umx_scale\(\)](#)

Examples

```
tmp      = mtcars[,1:4]
tmp$cyl = ordered(mtcars$cyl) # ordered factor
tmp$hp  = ordered(mtcars$hp) # binary factor
umx_var(tmp, format = "diag", ordVar = 1, use = "pair")
tmp2 = tmp[, c(1, 3)]
umx_var(tmp2, format = "diag")
umx_var(tmp2, format = "full")

data(myFADDataRaw)
df = myFADDataRaw[,c("z1", "z2", "z3")]
df$z1 = mxFactor(df$z1, levels = c(0, 1))
df$z2 = mxFactor(df$z2, levels = c(0, 1))
df$z3 = mxFactor(df$z3, levels = c(0, 1, 2))
umx_var(df, format = "diag")
umx_var(df, format = "full", allowCorForFactorCovs=TRUE)

# Ordinal/continuous mix
data(twinData)
twinData= umx_scale_wide_twin_data(data=twinData,varsToScale="wt",sep= "")
# Cut BMI column to form ordinal obesity variables
obLevels = c('normal', 'overweight', 'obese')
cuts     = quantile(twinData[, "bmi1"], probs = c(.5, .8), na.rm = TRUE)
twinData$obese1=cut(twinData$bmi1,breaks=c(-Inf,cuts,Inf),labels=obLevels)
twinData$obese2=cut(twinData$bmi2,breaks=c(-Inf,cuts,Inf),labels=obLevels)
# Make the ordinal variables into mxFactors
ordDVs = c("obese1", "obese2")
twinData[, ordDVs] = umxFactor(twinData[, ordDVs])
varStarts = umx_var(twinData[, c(ordDVs, "wt1", "wt2")],
format= "diag", ordVar = 1, use = "pairwise.complete.obs")
```

umx_wide2long

Change data family data from wide (2 twins per row) to long format.

Description

Just detects the data columns for twin 1, and twin 2, then returns them stacked on top of each other (rbind) with the non-twin specific columns copied for each as well.

Note, zygosity codings differ among labs. One scheme uses 1 = MZFF, 2 = MZMM, 3 = DZFF, 4 = DZMM, 5 = DZOS or DZFM, 6 = DZMF, with 9 = unknown, and then 50, 51,... for siblings.

Typically, OS twins are ordered Female/Male.

Usage

```
umx_wide2long(data, sep = "_T", verbose = FALSE)
```

Arguments

data	a dataframe containing twin data.
sep	the string between the var name and twin suffix, i.e., var_T1 = _T
verbose	Report the non-twin and twin columns (default = FALSE).

Value

- long-format dataframe

See Also

[[reshape\(\)](#)], [[umx_merge_randomized_columns\(\)](#)], [[umx_select_valid\(\)](#)]

Other Twin Data functions: [umx](#), [umx_long2wide\(\)](#), [umx_make_TwinData\(\)](#), [umx_make_twin_data_nice\(\)](#), [umx_residualize\(\)](#), [umx_scale_wide_twin_data\(\)](#)

Examples

```
long = umx_wide2long(data = twinData, sep = "")
long = umx_wide2long(data = twinData, sep = "", verbose = TRUE)
str(long)
str(twinData)
```

```
umx_write_to_clipboard
```

```
umx_write_to_clipboard
```

Description

umx_write_to_clipboard writes data to the clipboard

Usage

```
umx_write_to_clipboard(x)
```

Arguments

x	something to paste to the clipboard
---	-------------------------------------

Details

Works on Mac. Let me know if it fails on windows or Unix.

Value

None

See Also

Other File Functions: [dl_from_dropbox\(\)](#), [umx](#), [umx_file_load_pseudo\(\)](#), [umx_make_sql_from_excel\(\)](#), [umx_move_file\(\)](#), [umx_open\(\)](#), [umx_rename_file\(\)](#)

Examples

```
## Not run:  
umx_write_to_clipboard("hello")  
  
## End(Not run)
```

us_skinfold_data	<i>Anthropometric data on twins</i>
------------------	-------------------------------------

Description

A dataset containing height, weight, BMI, and skin-fold fat measures in several hundred US twin families participating in the MCV Cardiovascular Twin Study (PI Schieken). Biceps and Triceps are folds above and below the upper arm (holding arm palm upward), Calf (fold on the calf muscle), Subscapular (fold over the shoulder blade), Suprailiacal (fold between the hip and ribs).

Usage

```
data(us_skinfold_data)
```

Format

A data frame with 53940 twin families (1 per row) each twin measured on 10 variables.

Details

- *fan* FamilyID (t1=male,t2=female)
- *zyg* Zygosity 1:mzm, 2:mzf, 3:dzm, 4:dzf, 5:dzo
- *ht_T1* Height of twin 1 (cm)
- *wt_T1* Weight of twin 1 (kg)
- *bmi_T1* BMI of twin 1
- *bml_T1* log BMI of twin 1
- *bic_T1* Biceps Skinfold of twin 1

- *caf_T1* Calf Skinfold of twin 1
- *ssc_T1* Subscapular Skinfold of twin 1
- *sil_T1* Suprailiacal Skinfold of twin 1
- *tri_T1* Triceps Skinfold of twin 1
- *ht_T2* Height of twin 2
- *wt_T2* Weight of twin 2
- *bmi_T2* BMI of twin 2
- *bml_T2* log BMI of twin 2
- *bic_T2* Biceps Skinfold of twin 2
- *caf_T2* Calf Skinfold of twin 2
- *ssc_T2* Subscapular Skinfold of twin 2
- *sil_T2* Suprailiacal Skinfold of twin 2
- *tri_T2* Triceps Skinfold of twin 2

References

Moskowitz, W. B., Schwartz, P. F., & Schieken, R. M. (1999). Childhood passive smoking, race, and coronary artery disease risk: the MCV Twin Study. Medical College of Virginia. *Archives of Pediatrics and Adolescent Medicine*, **153**, 446-453. <https://pubmed.ncbi.nlm.nih.gov/10323623/>

See Also

Other datasets: [Fischbein_wt](#), [GFF](#), [docData](#), [iqdat](#), [umx](#)

Examples

```
## Not run:
data(us_skinfold_data)
str(us_skinfold_data)
par(mfrow = c(1, 2)) # 1 rows and 3 columns
plot(ht_T1 ~ht_T2, ylim = c(130, 165), data = subset(us_skinfold_data, zyg == 1))
plot(ht_T1 ~ht_T2, ylim = c(130, 165), data = subset(us_skinfold_data, zyg == 3))
par(mfrow = c(1, 1)) # back to as it was

## End(Not run)
```

xmuHasSquareBrackets *xmuHasSquareBrackets*

Description

Tests if an input has square brackets

Usage

```
xmuHasSquareBrackets(input)
```

Arguments

input an input to test

Value

- TRUE/FALSE

See Also

Other xmu internal not for end user: [umxModel\(\)](#), [umxRenameMatrix\(\)](#), [umx_APA_pval\(\)](#), [umx_fun_mean_sd\(\)](#), [umx_get_bracket_addresses\(\)](#), [umx_make\(\)](#), [umx_standardize\(\)](#), [umx_string_to_algebra\(\)](#), [xmuLabel_MATRIX_Model\(\)](#), [xmuLabel_Matrix\(\)](#), [xmuLabel_RAM_Model\(\)](#), [xmuMI\(\)](#), [xmuMakeDeviationThresholdsMat](#), [xmuMakeOneHeadedPathsFromPathList\(\)](#), [xmuMakeTwoHeadedPathsFromPathList\(\)](#), [xmuMaxLevels\(\)](#), [xmuMinLevels\(\)](#), [xmuPropagateLabels\(\)](#), [xmuRAM2Ordinal\(\)](#), [xmuTwinSuper_Continuous\(\)](#), [xmuTwinSuper_NoBinary\(\)](#), [xmuTwinUpgradeMeansToCovariateModel\(\)](#), [xmu_CI_merge\(\)](#), [xmu_CI_stash\(\)](#), [xmu_DF_to_mxData_TypeCov\(\)](#), [xmu_PadAndPruneForDefVars\(\)](#), [xmu_bracket_address2rclabel\(\)](#), [xmu_cell_is_on\(\)](#), [xmu_check_levels_identical\(\)](#), [xmu_check_needs_means\(\)](#), [xmu_check_variance\(\)](#), [xmu_clean_label\(\)](#), [xmu_data_missing\(\)](#), [xmu_data_swap_a_block\(\)](#), [xmu_describe_data_WLS\(\)](#), [xmu_dot_make_paths\(\)](#), [xmu_dot_make_residuals\(\)](#), [xmu_dot_maker\(\)](#), [xmu_dot_move_ranks\(\)](#), [xmu_dot_rank_str\(\)](#), [xmu_extract_column\(\)](#), [xmu_get_CI\(\)](#), [xmu_lavaan_process_group\(\)](#), [xmu_make_TwinSuperModel\(\)](#), [xmu_make_bin_cont_pair_data\(\)](#), [xmu_make_mxData\(\)](#), [xmu_match.arg\(\)](#), [xmu_name_from_lavaan_str\(\)](#), [xmu_path2twin\(\)](#), [xmu_path_regex\(\)](#), [xmu_print_algebras\(\)](#), [xmu_rclabel_2_bracket_address\(\)](#), [xmu_relevel_factors\(\)](#), [xmu_safe_run_summary\(\)](#), [xmu_set_sep_from_suffi](#), [xmu_show_fit_or_comparison\(\)](#), [xmu_simplex_corner\(\)](#), [xmu_standardize_ACE\(\)](#), [xmu_standardize_ACEcov\(\)](#), [xmu_standardize_ACEv\(\)](#), [xmu_standardize_CP\(\)](#), [xmu_standardize_IP\(\)](#), [xmu_standardize_RAM\(\)](#), [xmu_standardize_SexLim\(\)](#), [xmu_standardize_Simplex\(\)](#), [xmu_start_value_list\(\)](#), [xmu_starts\(\)](#), [xmu_summary_RAM_group_parameters\(\)](#), [xmu_twin_add_WeightMatrices\(\)](#), [xmu_twin_check\(\)](#), [xmu_twin_get_var_names\(\)](#), [xmu_twin_make_def_means_mats_and_alg\(\)](#), [xmu_twin_upgrade_selDvs2SelVars\(\)](#)

Examples

```
xmuHasSquareBrackets("A[1,2]")
```

xmuLabel

xmuLabel: Add labels to a RAM model, matrix, or path

Description

xmuLabel adds labels to things, be it an: [OpenMx::mxModel\(\)](#) (RAM or matrix based), an [OpenMx::mxPath\(\)](#), or an [OpenMx::mxMatrix\(\)](#) This is a core function in umx: Adding labels to paths opens the door to [umxEquate\(\)](#), as well as [OpenMx::omxSetParameters\(\)](#)

Usage

```
xmuLabel(
  obj,
  suffix = "",
  baseName = NA,
  setfree = FALSE,
  drop = 0,
  labelFixedCells = TRUE,
  jiggle = NA,
  boundDiag = NA,
  verbose = FALSE,
  overRideExisting = FALSE,
  name = NULL
)
```

Arguments

obj	An <code>OpenMx::mxModel()</code> (RAM or matrix based), <code>OpenMx::mxPath()</code> , or <code>OpenMx::mxMatrix()</code>
suffix	String to append to each label (might be used to distinguish, say male and female submodels in a model)
baseName	String to prepend to labels. Defaults to NA ("")
setfree	Whether to label only the free paths (defaults to FALSE)
drop	The value to fix "drop" paths to (defaults to 0)
labelFixedCells	= TRUE
jiggle	How much to jiggle values in a matrix or list of path values
boundDiag	Whether to bound the diagonal of a matrix
verbose	How much feedback to give the user (default = FALSE)
overRideExisting	= FALSE
name	Optional new name if given a model. Default (NULL) does not rename model.

Value

- `OpenMx::mxModel()`

References

- <https://github.com/tbates/umx>

See Also

Other Advanced Model Building Functions: `umx`, `umxAlgebra()`, `umxFixAll()`, `umxJiggle()`, `umxRun()`, `umxThresholdMatrix()`, `umxUnexplainedCausalNexus()`, `xmuValues()`

Examples

```
## Not run:
# =====
# = Show how OpenMx models are not labeled, and then add labels =
# =====
require(umx)
data(demoOneFactor)
latents = c("G")
manifests = names(demoOneFactor)
m1 = mxModel("One Factor", type = "RAM",
  manifestVars = manifests, latentVars = latents,
  mxPath(from = latents , to = manifests),
  mxPath(from = manifests, arrows = 2),
  mxPath(from = latents , arrows = 2, free = FALSE, values = 1.0),
  mxData(cov(demoOneFactor), type = "cov", numObs=500)
)

umxGetParameters(m1) # Default "matrix address" labels, i.e "One Factor.S[2,2]"
m1 = xmuLabel(m1)
umxGetParameters(m1, free = TRUE) # Informative labels: "G_to_x1", "x4_with_x4", etc.

# =====
# = Create a new model, with suffixes added to paths, and model renamed =
# =====
m2 = xmuLabel(m1, suffix= "_male", overRideExisting= TRUE, name = "male")
umxGetParameters(m2, free = TRUE) # suffixes added

# =====
# = Example Labeling a matrix =
# =====
a = xmuLabel(mxMatrix(name = "a", "Full", 3, 3, values = 1:9))
a$labels
a = xmuLabel(mxMatrix(name = "a", "Full", 3, 3, values = 1:9), baseName="bob")
a$labels
# note: labels with "data." in the name are left untouched!
a = mxMatrix(name = "a", "Full", 1,3, labels = c("data.a", "test", NA))
a$labels
xmuLabel(a, verbose = TRUE)
xmuLabel(a, verbose = TRUE, overRideExisting = FALSE)
xmuLabel(a, verbose = TRUE, overRideExisting = TRUE)

## End(Not run)
```

xmuLabel_Matrix

xmuLabel_Matrix (not a user function)

Description

This function will label all the free parameters in an [OpenMx::mxMatrix\(\)](#)

Usage

```
xmuLabel_Matrix(
  mx_matrix = NA,
  baseName = NA,
  setfree = FALSE,
  drop = 0,
  jiggle = NA,
  boundDiag = NA,
  suffix = "",
  verbose = TRUE,
  labelFixedCells = FALSE,
  overRideExisting = FALSE
)
```

Arguments

<code>mx_matrix</code>	an <code>mxMatrix</code>
<code>baseName</code>	A base name for the labels NA
<code>setfree</code>	Whether to set free cells FALSE
<code>drop</code>	What values to drop 0
<code>jiggle</code>	= whether to jiggle start values
<code>boundDiag</code>	set diagonal element lbounds to this numeric value (default = NA = ignore)
<code>suffix</code>	a string to append to each label
<code>verbose</code>	how much feedback to give
<code>labelFixedCells</code>	= FALSE
<code>overRideExisting</code>	Whether to overRideExisting (Default FALSE)

Details

Model developers should just call `xmuLabel()`

Purpose: label the cells of an `mxMatrix` Detail: Defaults to the handy "name_r1c1" where name is the matrix name, and r1c1 = row 1 col 1. Use case: You should not use this: call `xmuLabel umx::xmuLabel_Matrix(mxMatrix("Lower", 3, 3, values = 1, name = "a", byrow = TRUE), jiggle = .05, boundDiag = NA); umx::xmuLabel_Matrix(mxMatrix("Full" , 3, 3, values = 1, name = "a", byrow = TRUE)); umx::xmuLabel_Matrix(mxMatrix("Symm" , 3, 3, values = 1, name = "a", byrow = TRUE), jiggle = .05, boundDiag = NA); umx::xmuLabel_Matrix(mxMatrix("Full" , 1, 1, values = 1, name = "a", labels= "data.a")); umx::xmuLabel_Matrix(mxMatrix("Full" , 1, 1, values = 1, name = "a", labels= "data.a"), overRideExisting = TRUE); umx::xmuLabel_Matrix(mxMatrix("Full" , 1, 1, values = 1, name = "a", labels= "test"), overRideExisting = TRUE); See also: fit2 = omxSetParameters(fit1, labels = "a_r1c1", free = FALSE, value = 0, name = "drop_a_row1_c1")`

Value

- The labeled `OpenMx::mxMatrix()`

See Also

Other xmu internal not for end user: `umxModel()`, `umxRenameMatrix()`, `umx_APA_pval()`, `umx_fun_mean_sd()`, `umx_get_bracket_addresses()`, `umx_make()`, `umx_standardize()`, `umx_string_to_algebra()`, `xmuHasSquareBrackets()`, `xmuLabel_MATRIX_Model()`, `xmuLabel_RAM_Model()`, `xmuMI()`, `xmuMakeDeviationThreshold()`, `xmuMakeOneHeadedPathsFromPathList()`, `xmuMakeTwoHeadedPathsFromPathList()`, `xmuMaxLevels()`, `xmuMinLevels()`, `xmuPropagateLabels()`, `xmuRAM2Ordinal()`, `xmuTwinSuper_Continuous()`, `xmuTwinSuper_NoBinary()`, `xmuTwinUpgradeMeansToCovariateModel()`, `xmu_CI_merge()`, `xmu_CI_stash()`, `xmu_DF_to_mxData_TypeCov()`, `xmu_PadAndPruneForDefVars()`, `xmu_bracket_address2rclabel()`, `xmu_cell_is_on()`, `xmu_check_levels_identical()`, `xmu_check_needs_means()`, `xmu_check_variance()`, `xmu_clean_label()`, `xmu_data_missing()`, `xmu_data_swap_a_block()`, `xmu_describe_data_WLS()`, `xmu_dot_make_paths()`, `xmu_dot_make_residuals()`, `xmu_dot_maker()`, `xmu_dot_move_ranks()`, `xmu_dot_rank_str()`, `xmu_extract_column()`, `xmu_get_CI()`, `xmu_lavaan_process_group()`, `xmu_make_TwinSuperModel()`, `xmu_make_bin_cont_pair_data()`, `xmu_make_mxData()`, `xmu_match.arg()`, `xmu_name_from_lavaan_str()`, `xmu_path2twin()`, `xmu_path_regex()`, `xmu_print_algebras()`, `xmu_rclabel_2_bracket_address()`, `xmu_relevel_factors()`, `xmu_safe_run_summary()`, `xmu_set_sep_from_suffix()`, `xmu_show_fit_or_comparison()`, `xmu_simplex_corner()`, `xmu_standardize_ACE()`, `xmu_standardize_ACEcov()`, `xmu_standardize_ACEv()`, `xmu_standardize_CP()`, `xmu_standardize_IP()`, `xmu_standardize_RAM()`, `xmu_standardize_SexLim()`, `xmu_standardize_Simplex()`, `xmu_start_value_list()`, `xmu_starts()`, `xmu_summary_RAM_group_parameters()`, `xmu_twin_add_WeightMatrices()`, `xmu_twin_check()`, `xmu_twin_get_var_names()`, `xmu_twin_make_def_means_mats_and_alg()`, `xmu_twin_upgrade_selDvs2SelVars()`

`xmuLabel_MATRIX_Model` *xmuLabel_MATRIX_Model (not a user function)*

Description

This function will label all the free parameters in a (non-RAM) OpenMx `OpenMx::mxModel()` nb: We don't assume what each matrix is for. Instead, the function just sticks labels like "a_r1c1" into each cell i.e., matrix-name + _ + r + rowNumber + c + colNumber

Usage

```
xmuLabel_MATRIX_Model(model, suffix = "", verbose = TRUE)
```

Arguments

<code>model</code>	a matrix-style <code>mxModel</code> to label
<code>suffix</code>	a string to append to each label
<code>verbose</code>	how much feedback to give

Details

Model developers should just call `xmuLabel()`

Value

- The labeled `OpenMx::mxModel()`

See Also

Other xmu internal not for end user: `umxModel()`, `umxRenameMatrix()`, `umx_APA_pval()`, `umx_fun_mean_sd()`, `umx_get_bracket_addresses()`, `umx_make()`, `umx_standardize()`, `umx_string_to_algebra()`, `xmuHasSquareBrackets()`, `xmuLabel_Matrix()`, `xmuLabel_RAM_Model()`, `xmuMI()`, `xmuMakeDeviationThresholdsMatr`, `xmuMakeOneHeadedPathsFromPathList()`, `xmuMakeTwoHeadedPathsFromPathList()`, `xmuMaxLevels()`, `xmuMinLevels()`, `xmuPropagateLabels()`, `xmuRAM2Ordinal()`, `xmuTwinSuper_Continuous()`, `xmuTwinSuper_NoBinary()`, `xmuTwinUpgradeMeansToCovariateModel()`, `xmu_CI_merge()`, `xmu_CI_stash()`, `xmu_DF_to_mxData_TypeCov()`, `xmu_PadAndPruneForDefVars()`, `xmu_bracket_address2rclabel()`, `xmu_cell_is_on()`, `xmu_check_levels_identical()`, `xmu_check_needs_means()`, `xmu_check_variance()`, `xmu_clean_label()`, `xmu_data_missing()`, `xmu_data_swap_a_block()`, `xmu_describe_data_WLS()`, `xmu_dot_make_paths()`, `xmu_dot_make_residuals()`, `xmu_dot_maker()`, `xmu_dot_move_ranks()`, `xmu_dot_rank_str()`, `xmu_extract_column()`, `xmu_get_CI()`, `xmu_lavaan_process_group()`, `xmu_make_TwinSuperModel()`, `xmu_make_bin_cont_pair_data()`, `xmu_make_mxData()`, `xmu_match.arg()`, `xmu_name_from_lavaan_str()`, `xmu_path2twin()`, `xmu_path_regex()`, `xmu_print_algebras()`, `xmu_rclabel_2_bracket_address()`, `xmu_relevel_factors()`, `xmu_safe_run_summary()`, `xmu_set_sep_from_suffi`, `xmu_show_fit_or_comparison()`, `xmu_simplex_corner()`, `xmu_standardize_ACE()`, `xmu_standardize_ACEcov()`, `xmu_standardize_ACEv()`, `xmu_standardize_CP()`, `xmu_standardize_IP()`, `xmu_standardize_RAM()`, `xmu_standardize_SexLim()`, `xmu_standardize_Simplex()`, `xmu_start_value_list()`, `xmu_starts()`, `xmu_summary_RAM_group_parameters()`, `xmu_twin_add_WeightMatrices()`, `xmu_twin_check()`, `xmu_twin_get_var_names()`, `xmu_twin_make_def_means_mats_and_alg()`, `xmu_twin_upgrade_selDvs2SelVars()`

Examples

```
require(umx)
data(demoOneFactor)
m2 <- mxModel("label_ex",
  mxMatrix("Full", 5, 1, values = 0.2, free = TRUE, name = "A"),
  mxMatrix("Symm", 1, 1, values = 1.0, free = FALSE, name = "L"),
  mxMatrix("Diag", 5, 5, values = 1.0, free = TRUE, name = "U"),
  mxAlgebra(A %*% L %*% t(A) + U, name = "R"),
  mxExpectationNormal("R", dimnames = names(demoOneFactor)),
  mxFitFunctionML(),
  mxData(cov(demoOneFactor), type = "cov", numObs=500)
)
m3 = umx::xmuLabel_MATRIX_Model(m2)
m4 = umx::xmuLabel_MATRIX_Model(m2, suffix = "male")
# explore these with omxGetParameters(m4)
```

xmuLabel_RAM_Model *xmuLabel_RAM_Model (not a user function)*

Description

This function will label all the free parameters in a RAM `OpenMx::mxModel()`

Usage

```
xmuLabel_RAM_Model(
  model,
  suffix = "",
  labelFixedCells = TRUE,
  overRideExisting = FALSE,
  verbose = FALSE,
  name = NULL
)
```

Arguments

model	a RAM mxModel to label
suffix	a string to append to each label
labelFixedCells	Whether to labelFixedCells (Default TRUE)
overRideExisting	Whether to overRideExisting (Default FALSE)
verbose	how much feedback to give
name	Add optional name parameter to rename returned model (default = leave it along)

Details

Model developers should just call `xmuLabel()`

Value

- The labeled `OpenMx::mxModel()`

See Also

Other xmu internal not for end user: `umxModel()`, `umxRenameMatrix()`, `umx_APA_pval()`, `umx_fun_mean_sd()`, `umx_get_bracket_addresses()`, `umx_make()`, `umx_standardize()`, `umx_string_to_algebra()`, `xmuHasSquareBrackets()`, `xmuLabel_MATRIX_Model()`, `xmuLabel_Matrix()`, `xmuMI()`, `xmuMakeDeviationThresholds()`, `xmuMakeOneHeadedPathsFromPathList()`, `xmuMakeTwoHeadedPathsFromPathList()`, `xmuMaxLevels()`, `xmuMinLevels()`, `xmuPropagateLabels()`, `xmuRAM2Ordinal()`, `xmuTwinSuper_Continuous()`, `xmuTwinSuper_NoBinary()`, `xmuTwinUpgradeMeansToCovariateModel()`, `xmu_CI_merge()`, `xmu_CI_stash()`, `xmu_DF_to_mxData_TypeCov()`, `xmu_PadAndPruneForDefVars()`, `xmu_bracket_address2rclabel()`, `xmu_cell_is_on()`, `xmu_check_levels_identical()`, `xmu_check_needs_means()`, `xmu_check_variance()`, `xmu_clean_label()`, `xmu_data_missing()`, `xmu_data_swap_a_block()`, `xmu_describe_data_WLS()`, `xmu_dot_make_paths()`, `xmu_dot_make_residuals()`, `xmu_dot_maker()`, `xmu_dot_move_ranks()`, `xmu_dot_rank_str()`, `xmu_extract_column()`, `xmu_get_CI()`, `xmu_lavaan_process_group()`, `xmu_make_TwinSuperModel()`, `xmu_make_bin_cont_pair_data()`, `xmu_make_mxData()`, `xmu_match.arg()`, `xmu_name_from_lavaan_str()`, `xmu_path2twin()`, `xmu_path_regex()`, `xmu_print_algebras()`, `xmu_rclabel_2_bracket_address()`, `xmu_relevel_factors()`, `xmu_safe_run_summary()`, `xmu_set_sep_from_suffi`, `xmu_show_fit_or_comparison()`, `xmu_simplex_corner()`, `xmu_standardize_ACE()`, `xmu_standardize_ACEcov()`, `xmu_standardize_ACEv()`, `xmu_standardize_CP()`, `xmu_standardize_IP()`, `xmu_standardize_RAM()`,

```
xmu_standardize_SexLim(), xmu_standardize_Simplex(), xmu_start_value_list(), xmu_starts(),
xmu_summary_RAM_group_parameters(), xmu_twin_add_WeightMatrices(), xmu_twin_check(),
xmu_twin_get_var_names(), xmu_twin_make_def_means_mats_and_alg(), xmu_twin_upgrade_selDvs2SelVars()
```

Examples

```
require(umx); data(demoOneFactor)
# raw but no means
m1 <- mxModel("label_ex", mxData(demoOneFactor, type = "raw"), type="RAM",
manifestVars = "x1", latentVars= "G",
umxPath("G", to = "x1"),
umxPath(var = "x1"),
umxPath(var = "G", fixedAt = 1)
)
xmuLabel_RAM_Model(m1)
```

```
xmuMakeDeviationThresholdsMatrices
```

Make a deviation-based mxRAMObjective for ordinal models.

Description

Purpose: return a mxRAMObjective(A = "A", S = "S", F = "F", M = "M", thresholds = "thresh"),
mxData(df, type = "raw") use-case see: umxMakeThresholdMatrix

Usage

```
xmuMakeDeviationThresholdsMatrices(df, droplevels, verbose)
```

Arguments

df	a dataframe
droplevels	whether to droplevels or not
verbose	how verbose to be

Value

- list of matrices

See Also

Other xmu internal not for end user: [umxModel\(\)](#), [umxRenameMatrix\(\)](#), [umx_APA_pval\(\)](#), [umx_fun_mean_sd\(\)](#), [umx_get_bracket_addresses\(\)](#), [umx_make\(\)](#), [umx_standardize\(\)](#), [umx_string_to_algebra\(\)](#), [xmuHasSquareBrackets\(\)](#), [xmuLabel_MATRIX_Model\(\)](#), [xmuLabel_Matrix\(\)](#), [xmuLabel_RAM_Model\(\)](#), [xmuMI\(\)](#), [xmuMakeOneHeadedPathsFromPathList\(\)](#), [xmuMakeTwoHeadedPathsFromPathList\(\)](#), [xmuMaxLevels\(\)](#), [xmuMinLevels\(\)](#), [xmuPropagateLabels\(\)](#), [xmuRAM2Ordinal\(\)](#), [xmuTwinSuper_Continuous\(\)](#), [xmuTwinSuper_NoBinary\(\)](#), [xmuTwinUpgradeMeansToCovariateModel\(\)](#), [xmu_CI_merge\(\)](#), [xmu_CI_stash\(\)](#),

[xmu_DF_to_mxData_TypeCov\(\)](#), [xmu_PadAndPruneForDefVars\(\)](#), [xmu_bracket_address2rclabel\(\)](#),
[xmu_cell_is_on\(\)](#), [xmu_check_levels_identical\(\)](#), [xmu_check_needs_means\(\)](#), [xmu_check_variance\(\)](#),
[xmu_clean_label\(\)](#), [xmu_data_missing\(\)](#), [xmu_data_swap_a_block\(\)](#), [xmu_describe_data_WLS\(\)](#),
[xmu_dot_make_paths\(\)](#), [xmu_dot_make_residuals\(\)](#), [xmu_dot_maker\(\)](#), [xmu_dot_move_ranks\(\)](#),
[xmu_dot_rank_str\(\)](#), [xmu_extract_column\(\)](#), [xmu_get_CI\(\)](#), [xmu_lavaan_process_group\(\)](#),
[xmu_make_TwinSuperModel\(\)](#), [xmu_make_bin_cont_pair_data\(\)](#), [xmu_make_mxData\(\)](#), [xmu_match.arg\(\)](#),
[xmu_name_from_lavaan_str\(\)](#), [xmu_path2twin\(\)](#), [xmu_path_regex\(\)](#), [xmu_print_algebras\(\)](#),
[xmu_rclabel_2_bracket_address\(\)](#), [xmu_relevel_factors\(\)](#), [xmu_safe_run_summary\(\)](#), [xmu_set_sep_from_suffi](#)
[xmu_show_fit_or_comparison\(\)](#), [xmu_simplex_corner\(\)](#), [xmu_standardize_ACE\(\)](#), [xmu_standardize_ACEcov\(\)](#),
[xmu_standardize_ACEv\(\)](#), [xmu_standardize_CP\(\)](#), [xmu_standardize_IP\(\)](#), [xmu_standardize_RAM\(\)](#),
[xmu_standardize_SexLim\(\)](#), [xmu_standardize_Simplex\(\)](#), [xmu_start_value_list\(\)](#), [xmu_starts\(\)](#),
[xmu_summary_RAM_group_parameters\(\)](#), [xmu_twin_add_WeightMatrices\(\)](#), [xmu_twin_check\(\)](#),
[xmu_twin_get_var_names\(\)](#), [xmu_twin_make_def_means_mats_and_alg\(\)](#), [xmu_twin_upgrade_selDvs2SelVars\(\)](#)

xmuMakeOneHeadedPathsFromPathList

xmuMakeOneHeadedPathsFromPathList

Description

Make one-headed paths

Usage

```
xmuMakeOneHeadedPathsFromPathList(sourceList, destinationList)
```

Arguments

sourceList	A sourceList
destinationList	A destinationList

Value

- added items

See Also

Other xmu internal not for end user: [umxModel\(\)](#), [umxRenameMatrix\(\)](#), [umx_APA_pval\(\)](#), [umx_fun_mean_sd\(\)](#), [umx_get_bracket_addresses\(\)](#), [umx_make\(\)](#), [umx_standardize\(\)](#), [umx_string_to_algebra\(\)](#), [xmuHasSquareBrackets\(\)](#), [xmuLabel_MATRIX_Model\(\)](#), [xmuLabel_Matrix\(\)](#), [xmuLabel_RAM_Model\(\)](#), [xmuMI\(\)](#), [xmuMakeDeviationThresholdsMatrices\(\)](#), [xmuMakeTwoHeadedPathsFromPathList\(\)](#), [xmuMaxLevels\(\)](#), [xmuMinLevels\(\)](#), [xmuPropagateLabels\(\)](#), [xmuRAM2Ordinal\(\)](#), [xmuTwinSuper_Continuous\(\)](#), [xmuTwinSuper_NoBinary\(\)](#), [xmuTwinUpgradeMeansToCovariateModel\(\)](#), [xmu_CI_merge\(\)](#), [xmu_CI_stash\(\)](#), [xmu_DF_to_mxData_TypeCov\(\)](#), [xmu_PadAndPruneForDefVars\(\)](#), [xmu_bracket_address2rclabel\(\)](#), [xmu_cell_is_on\(\)](#), [xmu_check_levels_identical\(\)](#), [xmu_check_needs_means\(\)](#), [xmu_check_variance\(\)](#), [xmu_clean_label\(\)](#), [xmu_data_missing\(\)](#), [xmu_data_swap_a_block\(\)](#), [xmu_describe_data_WLS\(\)](#), [xmu_dot_make_paths\(\)](#), [xmu_dot_make_residuals\(\)](#), [xmu_dot_maker\(\)](#), [xmu_dot_move_ranks\(\)](#),

[xmu_dot_rank_str\(\)](#), [xmu_extract_column\(\)](#), [xmu_get_CI\(\)](#), [xmu_lavaan_process_group\(\)](#),
[xmu_make_TwinSuperModel\(\)](#), [xmu_make_bin_cont_pair_data\(\)](#), [xmu_make_mxData\(\)](#), [xmu_match.arg\(\)](#),
[xmu_name_from_lavaan_str\(\)](#), [xmu_path2twin\(\)](#), [xmu_path_regex\(\)](#), [xmu_print_algebras\(\)](#),
[xmu_rclabel_2_bracket_address\(\)](#), [xmu_relevel_factors\(\)](#), [xmu_safe_run_summary\(\)](#), [xmu_set_sep_from_suffi](#),
[xmu_show_fit_or_comparison\(\)](#), [xmu_simplex_corner\(\)](#), [xmu_standardize_ACE\(\)](#), [xmu_standardize_ACEcov\(\)](#),
[xmu_standardize_ACEv\(\)](#), [xmu_standardize_CP\(\)](#), [xmu_standardize_IP\(\)](#), [xmu_standardize_RAM\(\)](#),
[xmu_standardize_SexLim\(\)](#), [xmu_standardize_Simplex\(\)](#), [xmu_start_value_list\(\)](#), [xmu_starts\(\)](#),
[xmu_summary_RAM_group_parameters\(\)](#), [xmu_twin_add_WeightMatrices\(\)](#), [xmu_twin_check\(\)](#),
[xmu_twin_get_var_names\(\)](#), [xmu_twin_make_def_means_mats_and_alg\(\)](#), [xmu_twin_upgrade_selDvs2SelVars\(\)](#)

`xmuMakeTwoHeadedPathsFromPathList`

xmuMakeTwoHeadedPathsFromPathList

Description

Make two-headed paths

Usage

```
xmuMakeTwoHeadedPathsFromPathList(pathList)
```

Arguments

`pathList` A list of paths

Value

- added items

See Also

Other xmu internal not for end user: [umxModel\(\)](#), [umxRenameMatrix\(\)](#), [umx_APA_pval\(\)](#), [umx_fun_mean_sd\(\)](#),
[umx_get_bracket_addresses\(\)](#), [umx_make\(\)](#), [umx_standardize\(\)](#), [umx_string_to_algebra\(\)](#),
[xmuHasSquareBrackets\(\)](#), [xmuLabel_MATRIX_Model\(\)](#), [xmuLabel_Matrix\(\)](#), [xmuLabel_RAM_Model\(\)](#),
[xmuMI\(\)](#), [xmuMakeDeviationThresholdsMatrices\(\)](#), [xmuMakeOneHeadedPathsFromPathList\(\)](#),
[xmuMaxLevels\(\)](#), [xmuMinLevels\(\)](#), [xmuPropagateLabels\(\)](#), [xmuRAM2Ordinal\(\)](#), [xmuTwinSuper_Continuous\(\)](#),
[xmuTwinSuper_NoBinary\(\)](#), [xmuTwinUpgradeMeansToCovariateModel\(\)](#), [xmu_CI_merge\(\)](#), [xmu_CI_stash\(\)](#),
[xmu_DF_to_mxData_TypeCov\(\)](#), [xmu_PadAndPruneForDefVars\(\)](#), [xmu_bracket_address2rclabel\(\)](#),
[xmu_cell_is_on\(\)](#), [xmu_check_levels_identical\(\)](#), [xmu_check_needs_means\(\)](#), [xmu_check_variance\(\)](#),
[xmu_clean_label\(\)](#), [xmu_data_missing\(\)](#), [xmu_data_swap_a_block\(\)](#), [xmu_describe_data_WLS\(\)](#),
[xmu_dot_make_paths\(\)](#), [xmu_dot_make_residuals\(\)](#), [xmu_dot_maker\(\)](#), [xmu_dot_move_ranks\(\)](#),
[xmu_dot_rank_str\(\)](#), [xmu_extract_column\(\)](#), [xmu_get_CI\(\)](#), [xmu_lavaan_process_group\(\)](#),
[xmu_make_TwinSuperModel\(\)](#), [xmu_make_bin_cont_pair_data\(\)](#), [xmu_make_mxData\(\)](#), [xmu_match.arg\(\)](#),
[xmu_name_from_lavaan_str\(\)](#), [xmu_path2twin\(\)](#), [xmu_path_regex\(\)](#), [xmu_print_algebras\(\)](#),
[xmu_rclabel_2_bracket_address\(\)](#), [xmu_relevel_factors\(\)](#), [xmu_safe_run_summary\(\)](#), [xmu_set_sep_from_suffi](#),
[xmu_show_fit_or_comparison\(\)](#), [xmu_simplex_corner\(\)](#), [xmu_standardize_ACE\(\)](#), [xmu_standardize_ACEcov\(\)](#),
[xmu_standardize_ACEv\(\)](#), [xmu_standardize_CP\(\)](#), [xmu_standardize_IP\(\)](#), [xmu_standardize_RAM\(\)](#),

[xmu_standardize_SexLim\(\)](#), [xmu_standardize_Simplex\(\)](#), [xmu_start_value_list\(\)](#), [xmu_starts\(\)](#),
[xmu_summary_RAM_group_parameters\(\)](#), [xmu_twin_add_WeightMatrices\(\)](#), [xmu_twin_check\(\)](#),
[xmu_twin_get_var_names\(\)](#), [xmu_twin_make_def_means_mats_and_alg\(\)](#), [xmu_twin_upgrade_selDvs2SelVars\(\)](#)

xmuMaxLevels	<i>xmuMaxLevels</i>
--------------	---------------------

Description

Get the max levels from df

Usage

```
xmuMaxLevels(df, what = c("value", "name"))
```

Arguments

df	Dataframe to search through
what	Either "value" or "name" (of the max-level column)

Value

- max number of levels in frame

See Also

Other xmu internal not for end user: [umxModel\(\)](#), [umxRenameMatrix\(\)](#), [umx_APA_pval\(\)](#), [umx_fun_mean_sd\(\)](#),
[umx_get_bracket_addresses\(\)](#), [umx_make\(\)](#), [umx_standardize\(\)](#), [umx_string_to_algebra\(\)](#),
[xmuHasSquareBrackets\(\)](#), [xmuLabel_MATRIX_Model\(\)](#), [xmuLabel_Matrix\(\)](#), [xmuLabel_RAM_Model\(\)](#),
[xmuMI\(\)](#), [xmuMakeDeviationThresholdsMatrices\(\)](#), [xmuMakeOneHeadedPathsFromPathList\(\)](#),
[xmuMakeTwoHeadedPathsFromPathList\(\)](#), [xmuMinLevels\(\)](#), [xmuPropagateLabels\(\)](#), [xmuRAM2Ordinal\(\)](#),
[xmuTwinSuper_Continuous\(\)](#), [xmuTwinSuper_NoBinary\(\)](#), [xmuTwinUpgradeMeansToCovariateModel\(\)](#),
[xmu_CI_merge\(\)](#), [xmu_CI_stash\(\)](#), [xmu_DF_to_mxData_TypeCov\(\)](#), [xmu_PadAndPruneForDefVars\(\)](#),
[xmu_bracket_address2rclabel\(\)](#), [xmu_cell_is_on\(\)](#), [xmu_check_levels_identical\(\)](#), [xmu_check_needs_means\(\)](#),
[xmu_check_variance\(\)](#), [xmu_clean_label\(\)](#), [xmu_data_missing\(\)](#), [xmu_data_swap_a_block\(\)](#),
[xmu_describe_data_WLS\(\)](#), [xmu_dot_make_paths\(\)](#), [xmu_dot_make_residuals\(\)](#), [xmu_dot_maker\(\)](#),
[xmu_dot_move_ranks\(\)](#), [xmu_dot_rank_str\(\)](#), [xmu_extract_column\(\)](#), [xmu_get_CI\(\)](#), [xmu_lavaan_process_group\(\)](#),
[xmu_make_TwinSuperModel\(\)](#), [xmu_make_bin_cont_pair_data\(\)](#), [xmu_make_mxData\(\)](#), [xmu_match.arg\(\)](#),
[xmu_name_from_lavaan_str\(\)](#), [xmu_path2twin\(\)](#), [xmu_path_regex\(\)](#), [xmu_print_algebras\(\)](#),
[xmu_rclabel_2_bracket_address\(\)](#), [xmu_relevel_factors\(\)](#), [xmu_safe_run_summary\(\)](#), [xmu_set_sep_from_suffi](#),
[xmu_show_fit_or_comparison\(\)](#), [xmu_simplex_corner\(\)](#), [xmu_standardize_ACE\(\)](#), [xmu_standardize_ACEcov\(\)](#),
[xmu_standardize_ACEv\(\)](#), [xmu_standardize_CP\(\)](#), [xmu_standardize_IP\(\)](#), [xmu_standardize_RAM\(\)](#),
[xmu_standardize_SexLim\(\)](#), [xmu_standardize_Simplex\(\)](#), [xmu_start_value_list\(\)](#), [xmu_starts\(\)](#),
[xmu_summary_RAM_group_parameters\(\)](#), [xmu_twin_add_WeightMatrices\(\)](#), [xmu_twin_check\(\)](#),
[xmu_twin_get_var_names\(\)](#), [xmu_twin_make_def_means_mats_and_alg\(\)](#), [xmu_twin_upgrade_selDvs2SelVars\(\)](#)

Examples

```
xmuMaxLevels(mtcars) # NA = no ordinal vars
xmuMaxLevels(umxFactor(mtcars))
xmuMaxLevels(umxFactor(mtcars), what = "name")
```

xmuMI

xmuMI (not for end users)

Description

A function to compute and report modifications which would improve fit. You will probably use [umxMI\(\)](#) instead

Usage

```
xmuMI(model, vector = TRUE)
```

Arguments

model an [OpenMx::mxModel\(\)](#) to derive modification indices for
vector = Whether to report the results as a vector default = TRUE

See Also

Other xmu internal not for end user: [umxModel\(\)](#), [umxRenameMatrix\(\)](#), [umx_APA_pval\(\)](#), [umx_fun_mean_sd\(\)](#), [umx_get_bracket_addresses\(\)](#), [umx_make\(\)](#), [umx_standardize\(\)](#), [umx_string_to_algebra\(\)](#), [xmuHasSquareBrackets\(\)](#), [xmuLabel_MATRIX_Model\(\)](#), [xmuLabel_Matrix\(\)](#), [xmuLabel_RAM_Model\(\)](#), [xmuMakeDeviationThresholdsMatrices\(\)](#), [xmuMakeOneHeadedPathsFromPathList\(\)](#), [xmuMakeTwoHeadedPathsFromP](#), [xmuMaxLevels\(\)](#), [xmuMinLevels\(\)](#), [xmuPropagateLabels\(\)](#), [xmuRAM2Ordinal\(\)](#), [xmuTwinSuper_Continuous\(\)](#), [xmuTwinSuper_NoBinary\(\)](#), [xmuTwinUpgradeMeansToCovariateModel\(\)](#), [xmu_CI_merge\(\)](#), [xmu_CI_stash\(\)](#), [xmu_DF_to_mxData_TypeCov\(\)](#), [xmu_PadAndPruneForDefVars\(\)](#), [xmu_bracket_address2rclabel\(\)](#), [xmu_cell_is_on\(\)](#), [xmu_check_levels_identical\(\)](#), [xmu_check_needs_means\(\)](#), [xmu_check_variance\(\)](#), [xmu_clean_label\(\)](#), [xmu_data_missing\(\)](#), [xmu_data_swap_a_block\(\)](#), [xmu_describe_data_WLS\(\)](#), [xmu_dot_make_paths\(\)](#), [xmu_dot_make_residuals\(\)](#), [xmu_dot_maker\(\)](#), [xmu_dot_move_ranks\(\)](#), [xmu_dot_rank_str\(\)](#), [xmu_extract_column\(\)](#), [xmu_get_CI\(\)](#), [xmu_lavaan_process_group\(\)](#), [xmu_make_TwinSuperModel\(\)](#), [xmu_make_bin_cont_pair_data\(\)](#), [xmu_make_mxData\(\)](#), [xmu_match.arg\(\)](#), [xmu_name_from_lavaan_str\(\)](#), [xmu_path2twin\(\)](#), [xmu_path_regex\(\)](#), [xmu_print_algebras\(\)](#), [xmu_rclabel_2_bracket_address\(\)](#), [xmu_relevel_factors\(\)](#), [xmu_safe_run_summary\(\)](#), [xmu_set_sep_from_suffi](#), [xmu_show_fit_or_comparison\(\)](#), [xmu_simplex_corner\(\)](#), [xmu_standardize_ACE\(\)](#), [xmu_standardize_ACEcov\(\)](#), [xmu_standardize_ACEv\(\)](#), [xmu_standardize_CP\(\)](#), [xmu_standardize_IP\(\)](#), [xmu_standardize_RAM\(\)](#), [xmu_standardize_SexLim\(\)](#), [xmu_standardize_Simplex\(\)](#), [xmu_start_value_list\(\)](#), [xmu_starts\(\)](#), [xmu_summary_RAM_group_parameters\(\)](#), [xmu_twin_add_WeightMatrices\(\)](#), [xmu_twin_check\(\)](#), [xmu_twin_get_var_names\(\)](#), [xmu_twin_make_def_means_mats_and_alg\(\)](#), [xmu_twin_upgrade_selDvs2SelVars\(\)](#)

xmuMinLevels	<i>xmuMinLevels</i>
--------------	---------------------

Description

Get the min levels from df

Usage

```
xmuMinLevels(df, what = c("value", "name"))
```

Arguments

df	Dataframe to search through
what	Either "value" or "name" (of the min-level column)

Value

- min number of levels in frame

See Also

Other xmu internal not for end user: [umxModel\(\)](#), [umxRenameMatrix\(\)](#), [umx_APA_pval\(\)](#), [umx_fun_mean_sd\(\)](#), [umx_get_bracket_addresses\(\)](#), [umx_make\(\)](#), [umx_standardize\(\)](#), [umx_string_to_algebra\(\)](#), [xmuHasSquareBrackets\(\)](#), [xmuLabel_MATRIX_Model\(\)](#), [xmuLabel_Matrix\(\)](#), [xmuLabel_RAM_Model\(\)](#), [xmuMI\(\)](#), [xmuMakeDeviationThresholdsMatrices\(\)](#), [xmuMakeOneHeadedPathsFromPathList\(\)](#), [xmuMakeTwoHeadedPathsFromPathList\(\)](#), [xmuMaxLevels\(\)](#), [xmuPropagateLabels\(\)](#), [xmuRAM2Ordinal\(\)](#), [xmuTwinSuper_Continuous\(\)](#), [xmuTwinSuper_NoBinary\(\)](#), [xmuTwinUpgradeMeansToCovariateModel\(\)](#), [xmu_CI_merge\(\)](#), [xmu_CI_stash\(\)](#), [xmu_DF_to_mxData_TypeCov\(\)](#), [xmu_PadAndPruneForDefVars\(\)](#), [xmu_bracket_address2rclabel\(\)](#), [xmu_cell_is_on\(\)](#), [xmu_check_levels_identical\(\)](#), [xmu_check_needs_means\(\)](#), [xmu_check_variance\(\)](#), [xmu_clean_label\(\)](#), [xmu_data_missing\(\)](#), [xmu_data_swap_a_block\(\)](#), [xmu_describe_data_WLS\(\)](#), [xmu_dot_make_paths\(\)](#), [xmu_dot_make_residuals\(\)](#), [xmu_dot_maker\(\)](#), [xmu_dot_move_ranks\(\)](#), [xmu_dot_rank_str\(\)](#), [xmu_extract_column\(\)](#), [xmu_get_CI\(\)](#), [xmu_lavaan_process_group\(\)](#), [xmu_make_TwinSuperModel\(\)](#), [xmu_make_bin_cont_pair_data\(\)](#), [xmu_make_mxData\(\)](#), [xmu_match.arg\(\)](#), [xmu_name_from_lavaan_str\(\)](#), [xmu_path2twin\(\)](#), [xmu_path_regex\(\)](#), [xmu_print_algebras\(\)](#), [xmu_rclabel_2_bracket_address\(\)](#), [xmu_relevel_factors\(\)](#), [xmu_safe_run_summary\(\)](#), [xmu_set_sep_from_suffi](#), [xmu_show_fit_or_comparison\(\)](#), [xmu_simplex_corner\(\)](#), [xmu_standardize_ACE\(\)](#), [xmu_standardize_ACEcov\(\)](#), [xmu_standardize_ACEv\(\)](#), [xmu_standardize_CP\(\)](#), [xmu_standardize_IP\(\)](#), [xmu_standardize_RAM\(\)](#), [xmu_standardize_SexLim\(\)](#), [xmu_standardize_Simplex\(\)](#), [xmu_start_value_list\(\)](#), [xmu_starts\(\)](#), [xmu_summary_RAM_group_parameters\(\)](#), [xmu_twin_add_WeightMatrices\(\)](#), [xmu_twin_check\(\)](#), [xmu_twin_get_var_names\(\)](#), [xmu_twin_make_def_means_mats_and_alg\(\)](#), [xmu_twin_upgrade_selDvs2SelVars\(\)](#)

Examples

```
xmuMinLevels(mtcars) # NA = no ordinal vars
xmuMinLevels(umxFactor(mtcars))
xmuMinLevels(umxFactor(mtcars), what = "name")
```

xmuPropagateLabels *xmuPropagateLabels (not a user function)*

Description

You should be calling [xmuLabel\(\)](#). This function is called by `xmuLabel_MATRIX_Model`

Usage

```
xmuPropagateLabels(model, suffix = "", verbose = TRUE)
```

Arguments

model	a model to label
suffix	a string to append to each label
verbose	whether to say what is being done

Value

- [OpenMx::mxModel\(\)](#)

See Also

Other xmu internal not for end user: [umxModel\(\)](#), [umxRenameMatrix\(\)](#), [umx_APA_pval\(\)](#), [umx_fun_mean_sd\(\)](#), [umx_get_bracket_addresses\(\)](#), [umx_make\(\)](#), [umx_standardize\(\)](#), [umx_string_to_algebra\(\)](#), [xmuHasSquareBrackets\(\)](#), [xmuLabel_MATRIX_Model\(\)](#), [xmuLabel_Matrix\(\)](#), [xmuLabel_RAM_Model\(\)](#), [xmuMI\(\)](#), [xmuMakeDeviationThresholdsMatrices\(\)](#), [xmuMakeOneHeadedPathsFromPathList\(\)](#), [xmuMakeTwoHeadedPathsFromPathList\(\)](#), [xmuMaxLevels\(\)](#), [xmuMinLevels\(\)](#), [xmuRAM2Ordinal\(\)](#), [xmuTwinSuper_Continuous\(\)](#), [xmuTwinSuper_NoBinary\(\)](#), [xmuTwinUpgradeMeansToCovariateModel\(\)](#), [xmu_CI_merge\(\)](#), [xmu_CI_stash\(\)](#), [xmu_DF_to_mxData_TypeCov\(\)](#), [xmu_PadAndPruneForDefVars\(\)](#), [xmu_bracket_address2rclabel\(\)](#), [xmu_cell_is_on\(\)](#), [xmu_check_levels_identical\(\)](#), [xmu_check_needs_means\(\)](#), [xmu_check_variance\(\)](#), [xmu_clean_label\(\)](#), [xmu_data_missing\(\)](#), [xmu_data_swap_a_block\(\)](#), [xmu_describe_data_WLS\(\)](#), [xmu_dot_make_paths\(\)](#), [xmu_dot_make_residuals\(\)](#), [xmu_dot_maker\(\)](#), [xmu_dot_move_ranks\(\)](#), [xmu_dot_rank_str\(\)](#), [xmu_extract_column\(\)](#), [xmu_get_CI\(\)](#), [xmu_lavaan_process_group\(\)](#), [xmu_make_TwinSuperModel\(\)](#), [xmu_make_bin_cont_pair_data\(\)](#), [xmu_make_mxData\(\)](#), [xmu_match.arg\(\)](#), [xmu_name_from_lavaan_str\(\)](#), [xmu_path2twin\(\)](#), [xmu_path_regex\(\)](#), [xmu_print_algebras\(\)](#), [xmu_rclabel_2_bracket_address\(\)](#), [xmu_relevel_factors\(\)](#), [xmu_safe_run_summary\(\)](#), [xmu_set_sep_from_suffix\(\)](#), [xmu_show_fit_or_comparison\(\)](#), [xmu_simplex_corner\(\)](#), [xmu_standardize_ACE\(\)](#), [xmu_standardize_ACEcov\(\)](#), [xmu_standardize_ACEv\(\)](#), [xmu_standardize_CP\(\)](#), [xmu_standardize_IP\(\)](#), [xmu_standardize_RAM\(\)](#), [xmu_standardize_SexLim\(\)](#), [xmu_standardize_Simplex\(\)](#), [xmu_start_value_list\(\)](#), [xmu_starts\(\)](#), [xmu_summary_RAM_group_parameters\(\)](#), [xmu_twin_add_WeightMatrices\(\)](#), [xmu_twin_check\(\)](#), [xmu_twin_get_var_names\(\)](#), [xmu_twin_make_def_means_mats_and_alg\(\)](#), [xmu_twin_upgrade_selDvs2SelVars\(\)](#)

Examples

```

require(umx)
data(demoOneFactor)
latents = c("G")
manifests = names(demoOneFactor)
m1 = mxModel("propage_example", type = "RAM",
  manifestVars = manifests, latentVars = latents,
  mxPath(from = latents , to = manifests),
  mxPath(from = manifests, arrows = 2),
  mxPath(from = latents , arrows = 2, free = FALSE, values = 1.0),
  mxData(cov(demoOneFactor), type = "cov", numObs=500)
)

m1 = umx::xmuPropagateLabels(m1, suffix = "MZ")

```

xmuRAM2Ordinal

xmuRAM2Ordinal

Description

xmuRAM2Ordinal: Convert a RAM model whose data contain ordinal variables to a threshold-based model

Usage

```
xmuRAM2Ordinal(model, verbose = TRUE, name = NULL)
```

Arguments

model	An RAM model to add thresholds too.
verbose	Tell the user what was added and why (Default = TRUE).
name	= A new name for the modified model. Default (NULL) = leave it as is).

Value

- [OpenMx::mxModel\(\)](#)

See Also

- [umxRAM\(\)](#)

Other xmu internal not for end user: [umxModel\(\)](#), [umxRenameMatrix\(\)](#), [umx_APA_pval\(\)](#), [umx_fun_mean_sd\(\)](#), [umx_get_bracket_addresses\(\)](#), [umx_make\(\)](#), [umx_standardize\(\)](#), [umx_string_to_algebra\(\)](#), [xmuHasSquareBrackets\(\)](#), [xmuLabel_MATRIX_Model\(\)](#), [xmuLabel_Matrix\(\)](#), [xmuLabel_RAM_Model\(\)](#), [xmuMI\(\)](#), [xmuMakeDeviationThresholdsMatrices\(\)](#), [xmuMakeOneHeadedPathsFromPathList\(\)](#), [xmuMakeTwoHeadedPathsFromPathList\(\)](#), [xmuMaxLevels\(\)](#), [xmuMinLevels\(\)](#), [xmuPropagateLabels\(\)](#), [xmuTwinSuper_Continuous\(\)](#), [xmuTwinSuper_NoBinary\(\)](#), [xmuTwinUpgradeMeansToCovariateModel\(\)](#), [xmu_CI_merge\(\)](#), [xmu_CI_stash\(\)](#), [xmu_DF_to_mxData_TypeCov\(\)](#), [xmu_PadAndPruneForDefVars\(\)](#),

```
xmu_bracket_address2rclabel(), xmu_cell_is_on(), xmu_check_levels_identical(), xmu_check_needs_means(),
xmu_check_variance(), xmu_clean_label(), xmu_data_missing(), xmu_data_swap_a_block(),
xmu_describe_data_WLS(), xmu_dot_make_paths(), xmu_dot_make_residuals(), xmu_dot_maker(),
xmu_dot_move_ranks(), xmu_dot_rank_str(), xmu_extract_column(), xmu_get_CI(), xmu_lavaan_process_group(),
xmu_make_TwinSuperModel(), xmu_make_bin_cont_pair_data(), xmu_make_mxData(), xmu_match.arg(),
xmu_name_from_lavaan_str(), xmu_path2twin(), xmu_path_regex(), xmu_print_algebras(),
xmu_rclabel_2_bracket_address(), xmu_relevel_factors(), xmu_safe_run_summary(), xmu_set_sep_from_suffi
xmu_show_fit_or_comparison(), xmu_simplex_corner(), xmu_standardize_ACE(), xmu_standardize_ACEcov(),
xmu_standardize_ACEv(), xmu_standardize_CP(), xmu_standardize_IP(), xmu_standardize_RAM(),
xmu_standardize_SexLim(), xmu_standardize_Simplex(), xmu_start_value_list(), xmu_starts(),
xmu_summary_RAM_group_parameters(), xmu_twin_add_WeightMatrices(), xmu_twin_check(),
xmu_twin_get_var_names(), xmu_twin_make_def_means_mats_and_alg(), xmu_twin_upgrade_selDvs2SelVars()
```

Examples

```
## Not run:
data(twinData)
# Cut to form category of 20% obese subjects
obesityLevels = c('normal', 'obese')
cutPoints = quantile(twinData[, "bmi1"], probs = .2, na.rm = TRUE)
twinData$obese1 = cut(twinData$bmi1, breaks = c(-Inf, cutPoints, Inf), labels = obesityLevels)
twinData$obese2 = cut(twinData$bmi2, breaks = c(-Inf, cutPoints, Inf), labels = obesityLevels)
ordDVs = c("obese1", "obese2")
twinData[, ordDVs] = umxFactor(twinData[, ordDVs])
mzData = twinData[twinData$zygosity %in% "MZFF",]
m1 = umxRAM("tim", data = mzData,
  umxPath("bmi1", with = "bmi2"),
  umxPath(v.m.= c("bmi1", "bmi2"))
)

m1 = umxRAM("tim", data = mzData,
  umxPath("obese1", with = "obese2"),
  umxPath(v.m.= c("obese1", "obese2"))
)

## End(Not run)
```

xmuTwinSuper_Continuous

Create core of twin model for all-continuous data.

Description

Sets up top, MZ and DZ submodels with a means model, data, and expectation for all-continuous data. called by `xmu_make_TwinSuperModel()`.

Usage

```
xmuTwinSuper_Continuous(
  name = NULL,
  fullVars,
  fullCovs = NULL,
  sep,
  mzData,
  dzData,
  equateMeans,
  type,
  allContinuousMethod,
  nSib
)
```

Arguments

name	The name of the supermodel
fullVars	Full Variable names (wt_T1)
fullCovs	Full Covariate names (age_T1)
sep	default "_T"
mzData	An mxData object containing the MZ data
dzData	An mxData object containing the DZ data
equateMeans	Whether to equate the means across twins (default TRUE)
type	type
allContinuousMethod	allContinuousMethod
nSib	nSib

Value

- A twin model

See Also

- [xmu_make_TwinSuperModel\(\)](#)

Other xmu internal not for end user: [umxModel\(\)](#), [umxRenameMatrix\(\)](#), [umx_APA_pval\(\)](#), [umx_fun_mean_sd\(\)](#), [umx_get_bracket_addresses\(\)](#), [umx_make\(\)](#), [umx_standardize\(\)](#), [umx_string_to_algebra\(\)](#), [xmuHasSquareBrackets\(\)](#), [xmuLabel_MATRIX_Model\(\)](#), [xmuLabel_Matrix\(\)](#), [xmuLabel_RAM_Model\(\)](#), [xmuMI\(\)](#), [xmuMakeDeviationThresholdsMatrices\(\)](#), [xmuMakeOneHeadedPathsFromPathList\(\)](#), [xmuMakeTwoHeadedPathsFromPathList\(\)](#), [xmuMaxLevels\(\)](#), [xmuMinLevels\(\)](#), [xmuPropagateLabels\(\)](#), [xmuRAM2Ordinal\(\)](#), [xmuTwinSuper_NoBinary\(\)](#), [xmuTwinUpgradeMeansToCovariateModel\(\)](#), [xmu_CI_merge\(\)](#), [xmu_CI_stash\(\)](#), [xmu_DF_to_mxData_TypeCov\(\)](#), [xmu_PadAndPruneForDefVars\(\)](#), [xmu_bracket_address2rclabel\(\)](#), [xmu_cell_is_on\(\)](#), [xmu_check_levels_identical\(\)](#), [xmu_check_needs_means\(\)](#), [xmu_check_variance\(\)](#), [xmu_clean_label\(\)](#), [xmu_data_missing\(\)](#), [xmu_data_swap_a_block\(\)](#), [xmu_describe_data_WLS\(\)](#), [xmu_dot_make_paths\(\)](#), [xmu_dot_make_residuals\(\)](#), [xmu_dot_maker\(\)](#), [xmu_dot_move_ranks\(\)](#), [xmu_dot_rank_str\(\)](#), [xmu_extract_column\(\)](#), [xmu_get_CI\(\)](#), [xmu_lavaan_process_group\(\)](#)

```

xmu_make_TwinSuperModel(), xmu_make_bin_cont_pair_data(), xmu_make_mxData(), xmu_match.arg(),
xmu_name_from_lavaan_str(), xmu_path2twin(), xmu_path_regex(), xmu_print_algebras(),
xmu_rclabel_2_bracket_address(), xmu_relevel_factors(), xmu_safe_run_summary(), xmu_set_sep_from_suffi
xmu_show_fit_or_comparison(), xmu_simplex_corner(), xmu_standardize_ACE(), xmu_standardize_ACEcov(),
xmu_standardize_ACEv(), xmu_standardize_CP(), xmu_standardize_IP(), xmu_standardize_RAM(),
xmu_standardize_SexLim(), xmu_standardize_Simplex(), xmu_start_value_list(), xmu_starts(),
xmu_summary_RAM_group_parameters(), xmu_twin_add_WeightMatrices(), xmu_twin_check(),
xmu_twin_get_var_names(), xmu_twin_make_def_means_mats_and_alg(), xmu_twin_upgrade_selDvs2SelVars()

```

Examples

```

## Not run:
xmuTwinSuper_Continuous(name="twin_super", selVars = selVars, selCovs = selCovs,
  mzData = mzData, dzData = dzData, equateMeans = TRUE, type = type,
  allContinuousMethod = allContinuousMethod, nSib= nSib, sep = "_T" )

## End(Not run)

```

`xmuTwinSuper_NoBinary` *xmuTwinSuper_NoBinary*

Description

`xmuTwinSuper_NoBinary`

Usage

```

xmuTwinSuper_NoBinary(
  name = NULL,
  fullVars,
  fullCovs = NULL,
  mzData,
  dzData,
  sep,
  nSib,
  equateMeans = TRUE,
  verbose = FALSE
)

```

Arguments

<code>name</code>	= NULL
<code>fullVars</code>	full names of variables
<code>fullCovs</code>	full names of covariates
<code>mzData</code>	<code>mzData</code>
<code>dzData</code>	<code>dzData</code>

sep	sep
nSib	nSib
equateMeans	T/F
verbose	(Default FALSE)

Value

- twin model

Handle 1 or more ordinal variables (no binary)

Means ordinal, but no binary Means: all free, start cont at the measured value, ordinals @0

Notes: Ordinal requires:

1. Variable set to mxFactor
2. For Binary variables:
3. Latent means of binary variables fixedAt 0 (or by data.def?)
4. Latent variance (A + C + E) constrained == 1
5. For Ordinal variables, first 2 thresholds fixed

See Also

Other xmu internal not for end user: `umxModel()`, `umxRenameMatrix()`, `umx_APA_pval()`, `umx_fun_mean_sd()`, `umx_get_bracket_addresses()`, `umx_make()`, `umx_standardize()`, `umx_string_to_algebra()`, `xmuHasSquareBrackets()`, `xmuLabel_MATRIX_Model()`, `xmuLabel_Matrix()`, `xmuLabel_RAM_Model()`, `xmuMI()`, `xmuMakeDeviationThresholdsMatrices()`, `xmuMakeOneHeadedPathsFromPathList()`, `xmuMakeTwoHeadedPathsFromPathList()`, `xmuMaxLevels()`, `xmuMinLevels()`, `xmuPropagateLabels()`, `xmuRAM2Ordinal()`, `xmuTwinSuper_Continuous()`, `xmuTwinUpgradeMeansToCovariateModel()`, `xmu_CI_merge()`, `xmu_CI_stash()`, `xmu_DF_to_mxData_TypeCov()`, `xmu_PadAndPruneForDefVars()`, `xmu_bracket_address2rclabel()`, `xmu_cell_is_on()`, `xmu_check_levels_identical()`, `xmu_check_needs_means()`, `xmu_check_variance()`, `xmu_clean_label()`, `xmu_data_missing()`, `xmu_data_swap_a_block()`, `xmu_describe_data_WLS()`, `xmu_dot_make_paths()`, `xmu_dot_make_residuals()`, `xmu_dot_maker()`, `xmu_dot_move_ranks()`, `xmu_dot_rank_str()`, `xmu_extract_column()`, `xmu_get_CI()`, `xmu_lavaan_process_group()`, `xmu_make_TwinSuperModel()`, `xmu_make_bin_cont_pair_data()`, `xmu_make_mxData()`, `xmu_match.arg()`, `xmu_name_from_lavaan_str()`, `xmu_path2twin()`, `xmu_path_regex()`, `xmu_print_algebras()`, `xmu_rclabel_2_bracket_address()`, `xmu_relevel_factors()`, `xmu_safe_run_summary()`, `xmu_set_sep_from_suffi`, `xmu_show_fit_or_comparison()`, `xmu_simplex_corner()`, `xmu_standardize_ACE()`, `xmu_standardize_ACEcov()`, `xmu_standardize_ACEv()`, `xmu_standardize_CP()`, `xmu_standardize_IP()`, `xmu_standardize_RAM()`, `xmu_standardize_SexLim()`, `xmu_standardize_Simplex()`, `xmu_start_value_list()`, `xmu_starts()`, `xmu_summary_RAM_group_parameters()`, `xmu_twin_add_WeightMatrices()`, `xmu_twin_check()`, `xmu_twin_get_var_names()`, `xmu_twin_make_def_means_mats_and_alg()`, `xmu_twin_upgrade_selDvs2SelVars()`

Examples

```
#
```

xmuTwinUpgradeMeansToCovariateModel

Not for end-users: Add a means model with covariates to a twin model

Description

Does the following to model (i.e., a umx top/MZ/DZ supermodel):

1. Change top.expMeans to top.intercept.
2. Create top.meansBetas for beta weights in rows (of covariates) and columns for each variable.
3. Add matrices for each twin's data.cov vars (matrixes are called T1DefVars).
4. Switch mxExpectationNormal in each data group to point to the local expMean.
5. Add "expMean" algebra to each data group.
 - grp.expMean sums top.intercept and grp.DefVars %*% top.meansBetas for each twin.

Usage

```
xmuTwinUpgradeMeansToCovariateModel(model, fullVars, fullCovs, nSib, sep)
```

Arguments

model	The umxSuperModel() we are modifying (must have MZ DZ and top submodels)
fullVars	the FULL names of manifest variables
fullCovs	the FULL names of definition variables
nSib	How many siblings
sep	How twin variable names have been expanded, e.g. "_T".

Details

In umx models with no covariates, means live in top\$expMean

Value

- model, now with means model extended to covariates.

See Also

- called by [xmuTwinSuper_Continuous\(\)](#)

Other xmu internal not for end user: [umxModel\(\)](#), [umxRenameMatrix\(\)](#), [umx_APA_pval\(\)](#), [umx_fun_mean_sd\(\)](#), [umx_get_bracket_addresses\(\)](#), [umx_make\(\)](#), [umx_standardize\(\)](#), [umx_string_to_algebra\(\)](#), [xmuHasSquareBrackets\(\)](#), [xmuLabel_MATRIX_Model\(\)](#), [xmuLabel_Matrix\(\)](#), [xmuLabel_RAM_Model\(\)](#), [xmuMI\(\)](#), [xmuMakeDeviationThresholdsMatrices\(\)](#), [xmuMakeOneHeadedPathsFromPathList\(\)](#), [xmuMakeTwoHeadedPathsFromPathList\(\)](#), [xmuMaxLevels\(\)](#), [xmuMinLevels\(\)](#), [xmuPropagateLabels\(\)](#),

```

xmuRAM2Ordinal(), xmuTwinSuper_Continuous(), xmuTwinSuper_NoBinary(), xmu_CI_merge(),
xmu_CI_stash(), xmu_DF_to_mxData_TypeCov(), xmu_PadAndPruneForDefVars(), xmu_bracket_address2rclabel(),
xmu_cell_is_on(), xmu_check_levels_identical(), xmu_check_needs_means(), xmu_check_variance(),
xmu_clean_label(), xmu_data_missing(), xmu_data_swap_a_block(), xmu_describe_data_WLS(),
xmu_dot_make_paths(), xmu_dot_make_residuals(), xmu_dot_maker(), xmu_dot_move_ranks(),
xmu_dot_rank_str(), xmu_extract_column(), xmu_get_CI(), xmu_lavaan_process_group(),
xmu_make_TwinSuperModel(), xmu_make_bin_cont_pair_data(), xmu_make_mxData(), xmu_match.arg(),
xmu_name_from_lavaan_str(), xmu_path2twin(), xmu_path_regex(), xmu_print_algebras(),
xmu_rclabel_2_bracket_address(), xmu_relevel_factors(), xmu_safe_run_summary(), xmu_set_sep_from_suffi
xmu_show_fit_or_comparison(), xmu_simplex_corner(), xmu_standardize_ACE(), xmu_standardize_ACEcov(),
xmu_standardize_ACEv(), xmu_standardize_CP(), xmu_standardize_IP(), xmu_standardize_RAM(),
xmu_standardize_SexLim(), xmu_standardize_Simplex(), xmu_start_value_list(), xmu_starts(),
xmu_summary_RAM_group_parameters(), xmu_twin_add_WeightMatrices(), xmu_twin_check(),
xmu_twin_get_var_names(), xmu_twin_make_def_means_mats_and_alg(), xmu_twin_upgrade_selDvs2SelVars()

```

Examples

```

## Not run:
data(twinData) # ?twinData from Australian twins.
twinData[, c("ht1", "ht2")] = twinData[, c("ht1", "ht2")] * 10
mzData = twinData[twinData$zygosity %in% "MZFF", ]
dzData = twinData[twinData$zygosity %in% "DZFF", ]
# m1 = umxACE(selDVs= "ht", sep= "", dzData= dzData, mzData= mzData, autoRun= FALSE)
# m2 = xmuTwinUpgradeMeansToCovariateModel(m1, fullVars = c("ht1", "ht2"),
# fullCovs = c("age1", "sex1", "age2", "sex2"), sep = "")

## End(Not run)

```

xmuValues

xmuValues: Set values in RAM model, matrix, or path

Description

For models to be estimated, it is essential that path values start at credible values. `xmuValues` takes on that task for you.

Usage

```
xmuValues(obj = NA, sd = NA, n = 1, onlyTouchZeros = FALSE)
```

Arguments

<code>obj</code>	The RAM or matrix <code>OpenMx::mxModel()</code> , or <code>OpenMx::mxMatrix()</code> that you want to set start values for.
<code>sd</code>	Optional Standard Deviation for start values
<code>n</code>	Optional Mean for start values
<code>onlyTouchZeros</code>	Don't alter parameters that have starts (useful to speed <code>umxModify()</code>)

Details

xmuValues can set start values for the free parameters in both RAM and Matrix `OpenMx::mxModel()`s. It can also take an `mxMatrix` as input. It tries to be smart in guessing starts from the values in your data and the model type.

note: If you give xmuValues a numeric input, it will use obj as the mean, and return a list of length n, with sd = sd.

Value

- `OpenMx::mxModel()` with updated start values

References

- <https://github.com/tbates/umx>, <https://tbates.github.io>

See Also

- Core functions:

Other Advanced Model Building Functions: `umx`, `umxAlgebra()`, `umxFixAll()`, `umxJiggle()`, `umxRun()`, `umxThresholdMatrix()`, `umxUnexplainedCausalNexus()`, `xmuLabel()`

Examples

```
## Not run:
require(umx)
data(demoOneFactor)
latents = c("G")
manifests = names(demoOneFactor)

# =====
# = Make an OpenMx model (which will lack start values and labels..) =
# =====
m1 = mxModel("One Factor", type = "RAM",
  manifestVars = manifests, latentVars = latents,
  mxPath(from = latents , to = manifests),
  mxPath(from = manifests, arrows = 2),
  mxPath(from = latents , arrows = 2, free = FALSE, values = 1.0),
  mxData(cov(demoOneFactor), type = "cov", numObs=500)
)
mxEval(S, m1) # default variances are jigged away from near-zero
# Add start values to the model
m1 = xmuValues(m1)
mxEval(S, m1) # plausible variances
umx_print(mxEval(S,m1), 3, zero.print = ".") # plausible variances
xmuValues(14, sd = 1, n = 10) # Return vector of length 10, with mean 14 and sd 1

## End(Not run)
```

xmu_bracket_address2rclabel

Convert a bracket address into an A_rXcX-style label.

Description

Takes a label like A[1,1] and returns "A_r1c1".

Usage

```
xmu_bracket_address2rclabel(label, keepPrefix = TRUE)
```

Arguments

label	A bracket label
keepPrefix	Keep any prefix found e.g. "model.top"

Value

- label e.g. "ai_r1c1"

References

- <https://tbates.github.io>, <https://github.com/tbates/umx>

See Also

Other xmu internal not for end user: `umxModel()`, `umxRenameMatrix()`, `umx_APA_pval()`, `umx_fun_mean_sd()`, `umx_get_bracket_addresses()`, `umx_make()`, `umx_standardize()`, `umx_string_to_algebra()`, `xmuHasSquareBrackets()`, `xmuLabel_MATRIX_Model()`, `xmuLabel_Matrix()`, `xmuLabel_RAM_Model()`, `xmuMI()`, `xmuMakeDeviationThresholdsMatrices()`, `xmuMakeOneHeadedPathsFromPathList()`, `xmuMakeTwoHeadedPathsFromPathList()`, `xmuMaxLevels()`, `xmuMinLevels()`, `xmuPropagateLabels()`, `xmuRAM2Ordinal()`, `xmuTwinSuper_Continuous()`, `xmuTwinSuper_NoBinary()`, `xmuTwinUpgradeMeansToCovariateModel()`, `xmu_CI_merge()`, `xmu_CI_stash()`, `xmu_DF_to_mxData_TypeCov()`, `xmu_PadAndPruneForDefVars()`, `xmu_cell_is_on()`, `xmu_check_levels_identical()`, `xmu_check_needs_means()`, `xmu_check_variance()`, `xmu_clean_label()`, `xmu_data_missing()`, `xmu_data_swap_a_block()`, `xmu_describe_data_WLS()`, `xmu_dot_make_paths()`, `xmu_dot_make_residuals()`, `xmu_dot_maker()`, `xmu_dot_move_ranks()`, `xmu_dot_rank_str()`, `xmu_extract_column()`, `xmu_get_CI()`, `xmu_lavaan_process_group()`, `xmu_make_TwinSuperModel()`, `xmu_make_bin_cont_pair_data()`, `xmu_make_mxData()`, `xmu_match.arg()`, `xmu_name_from_lavaan_str()`, `xmu_path2twin()`, `xmu_path_regex()`, `xmu_print_algebras()`, `xmu_rclabel_2_bracket_address()`, `xmu_relevel_factors()`, `xmu_safe_run_summary()`, `xmu_set_sep_from_suffi`, `xmu_show_fit_or_comparison()`, `xmu_simplex_corner()`, `xmu_standardize_ACE()`, `xmu_standardize_ACEcov()`, `xmu_standardize_ACEv()`, `xmu_standardize_CP()`, `xmu_standardize_IP()`, `xmu_standardize_RAM()`, `xmu_standardize_SexLim()`, `xmu_standardize_Simplex()`, `xmu_start_value_list()`, `xmu_starts()`, `xmu_summary_RAM_group_parameters()`, `xmu_twin_add_WeightMatrices()`, `xmu_twin_check()`, `xmu_twin_get_var_names()`, `xmu_twin_make_def_means_mats_and_alg()`, `xmu_twin_upgrade_selDvs2SelVars()`

Examples

```
xmu_bracket_address2rclabel(label = "A[1,1]")
xmu_bracket_address2rclabel(label = "top.A[1,1]")
xmu_bracket_address2rclabel(label = "A_std[1,1]")
```

xmu_cell_is_on	<i>Return whether a cell is in a set location of a matrix</i>
----------------	---

Description

Helper to determine is a cell is in a set location of a matrix or not. Left is useful for, e.g. twin means matrices.

Usage

```
xmu_cell_is_on(
  r,
  c,
  where = c("diag", "lower", "lower_inc", "upper", "upper_inc", "any", "left"),
  mat = NULL
)
```

Arguments

r	which row the cell is on.
c	which column the cell is in.
where	the location (any, diag, lower or upper (or _inc) or left).
mat	(optionally) provide matrix to check dimensions against r and c.

Value

- [OpenMx::mxModel\(\)](#)

References

- <https://github.com/tbates/umx>, <https://tbates.github.io>

See Also

- [xmuLabel\(\)](#)

Other xmu internal not for end user: [umxModel\(\)](#), [umxRenameMatrix\(\)](#), [umx_APA_pval\(\)](#), [umx_fun_mean_sd\(\)](#), [umx_get_bracket_addresses\(\)](#), [umx_make\(\)](#), [umx_standardize\(\)](#), [umx_string_to_algebra\(\)](#), [xmuHasSquareBrackets\(\)](#), [xmuLabel_MATRIX_Model\(\)](#), [xmuLabel_Matrix\(\)](#), [xmuLabel_RAM_Model\(\)](#), [xmuMI\(\)](#), [xmuMakeDeviationThresholdsMatrices\(\)](#), [xmuMakeOneHeadedPathsFromPathList\(\)](#), [xmuMakeTwoHeadedPathsFromPathList\(\)](#), [xmuMaxLevels\(\)](#), [xmuMinLevels\(\)](#), [xmuPropagateLabels\(\)](#),

```

xmuRAM2Ordinal(), xmuTwinSuper_Continuous(), xmuTwinSuper_NoBinary(), xmuTwinUpgradeMeansToCovariateModel(),
xmu_CI_merge(), xmu_CI_stash(), xmu_DF_to_mxData_TypeCov(), xmu_PadAndPruneForDefVars(),
xmu_bracket_address2rclabel(), xmu_check_levels_identical(), xmu_check_needs_means(),
xmu_check_variance(), xmu_clean_label(), xmu_data_missing(), xmu_data_swap_a_block(),
xmu_describe_data_WLS(), xmu_dot_make_paths(), xmu_dot_make_residuals(), xmu_dot_maker(),
xmu_dot_move_ranks(), xmu_dot_rank_str(), xmu_extract_column(), xmu_get_CI(), xmu_lavaan_process_group(),
xmu_make_TwinSuperModel(), xmu_make_bin_cont_pair_data(), xmu_make_mxData(), xmu_match.arg(),
xmu_name_from_lavaan_str(), xmu_path2twin(), xmu_path_regex(), xmu_print_algebras(),
xmu_rclabel_2_bracket_address(), xmu_relevel_factors(), xmu_safe_run_summary(), xmu_set_sep_from_suffi,
xmu_show_fit_or_comparison(), xmu_simplex_corner(), xmu_standardize_ACE(), xmu_standardize_ACEcov(),
xmu_standardize_ACEv(), xmu_standardize_CP(), xmu_standardize_IP(), xmu_standardize_RAM(),
xmu_standardize_SexLim(), xmu_standardize_Simplex(), xmu_start_value_list(), xmu_starts(),
xmu_summary_RAM_group_parameters(), xmu_twin_add_WeightMatrices(), xmu_twin_check(),
xmu_twin_get_var_names(), xmu_twin_make_def_means_mats_and_alg(), xmu_twin_upgrade_selDvs2SelVars()

```

Examples

```

xmu_cell_is_on(r = 3, c = 3, "lower")
xmu_cell_is_on(r = 3, c = 3, "lower_inc")
xmu_cell_is_on(r = 3, c = 3, "upper")
xmu_cell_is_on(r = 3, c = 3, "upper_inc")
xmu_cell_is_on(r = 3, c = 3, "diag")
xmu_cell_is_on(r = 2, c = 3, "diag")
xmu_cell_is_on(r = 3, c = 3, "any")
a_cp = umxMatrix("a_cp", "Lower", 3, 3, free = TRUE, values = 1:6)
xmu_cell_is_on(r = 3, c = 3, "left", mat = a_cp)

```

```

xmu_check_levels_identical
      xmu_check_levels_identical

```

Description

Just checks that the factor levels for twins 1 and 2 are the same

Usage

```
xmu_check_levels_identical(df, selDVs, sep, action = c("stop", "ignore"))
```

Arguments

df	data.frame containing the data
selDVs	base names of variables (without suffixes)
sep	text-constant separating base variable names the twin index (1:2)
action	if unequal levels found: c("stop", "ignore")

Value

None

See Also

Other xmu internal not for end user: `umxModel()`, `umxRenameMatrix()`, `umx_APA_pval()`, `umx_fun_mean_sd()`, `umx_get_bracket_addresses()`, `umx_make()`, `umx_standardize()`, `umx_string_to_algebra()`, `xmuHasSquareBrackets()`, `xmuLabel_MATRIX_Model()`, `xmuLabel_Matrix()`, `xmuLabel_RAM_Model()`, `xmuMI()`, `xmuMakeDeviationThresholdsMatrices()`, `xmuMakeOneHeadedPathsFromPathList()`, `xmuMakeTwoHeadedPathsFromPathList()`, `xmuMaxLevels()`, `xmuMinLevels()`, `xmuPropagateLabels()`, `xmuRAM2Ordinal()`, `xmuTwinSuper_Continuous()`, `xmuTwinSuper_NoBinary()`, `xmuTwinUpgradeMeansToCovariateModel()`, `xmu_CI_merge()`, `xmu_CI_stash()`, `xmu_DF_to_mxData_TypeCov()`, `xmu_PadAndPruneForDefVars()`, `xmu_bracket_address2rclabel()`, `xmu_cell_is_on()`, `xmu_check_needs_means()`, `xmu_check_variance()`, `xmu_clean_label()`, `xmu_data_missing()`, `xmu_data_swap_a_block()`, `xmu_describe_data_WLS()`, `xmu_dot_make_paths()`, `xmu_dot_make_residuals()`, `xmu_dot_maker()`, `xmu_dot_move_ranks()`, `xmu_dot_rank_str()`, `xmu_extract_column()`, `xmu_get_CI()`, `xmu_lavaan_process_group()`, `xmu_make_TwinSuperModel()`, `xmu_make_bin_cont_pair_data()`, `xmu_make_mxData()`, `xmu_match.arg()`, `xmu_name_from_lavaan_str()`, `xmu_path2twin()`, `xmu_path_regex()`, `xmu_print_algebras()`, `xmu_rclabel_2_bracket_address()`, `xmu_relevel_factors()`, `xmu_safe_run_summary()`, `xmu_set_sep_from_suffi`, `xmu_show_fit_or_comparison()`, `xmu_simplex_corner()`, `xmu_standardize_ACE()`, `xmu_standardize_ACEcov()`, `xmu_standardize_ACEv()`, `xmu_standardize_CP()`, `xmu_standardize_IP()`, `xmu_standardize_RAM()`, `xmu_standardize_SexLim()`, `xmu_standardize_Simplex()`, `xmu_start_value_list()`, `xmu_starts()`, `xmu_summary_RAM_group_parameters()`, `xmu_twin_add_WeightMatrices()`, `xmu_twin_check()`, `xmu_twin_get_var_names()`, `xmu_twin_make_def_means_mats_and_alg()`, `xmu_twin_upgrade_selDvs2SelVars()`

Examples

```
require(umx)
data(twinData)
baseNames = c("bmi")
selDVs = umx_paste_names(baseNames, "", 1:2)
tmp = twinData[, selDVs]
tmp$bmi1[tmp$bmi1 <= 22] = 22
tmp$bmi2[tmp$bmi2 <= 22] = 22
xmu_check_levels_identical(umxFactor(tmp, sep = ""), selDVs = baseNames, sep = "")
## Not run:
xmu_check_levels_identical(umxFactor(tmp), selDVs = baseNames, sep = "")

## End(Not run)
```

`xmu_check_needs_means` *Check data to see if model needs means.*

Description

Check data to see if model needs means.

Usage

```
xmu_check_needs_means(
  data,
  type = c("Auto", "FIML", "cov", "cor", "WLS", "DWLS", "ULS"),
  allContinuousMethod = c("cumulants", "marginals")
)
```

Arguments

`data` [OpenMx::mxData\(\)](#) to check.

`type` of the data requested by the model.

`allContinuousMethod`
How data will be processed if used for WLS.

Value

- T/F

See Also

- [xmu_make_mxData\(\)](#)

Other xmu internal not for end user: [umxModel\(\)](#), [umxRenameMatrix\(\)](#), [umx_APA_pval\(\)](#), [umx_fun_mean_sd\(\)](#), [umx_get_bracket_addresses\(\)](#), [umx_make\(\)](#), [umx_standardize\(\)](#), [umx_string_to_algebra\(\)](#), [xmuHasSquareBrackets\(\)](#), [xmuLabel_MATRIX_Model\(\)](#), [xmuLabel_Matrix\(\)](#), [xmuLabel_RAM_Model\(\)](#), [xmuMI\(\)](#), [xmuMakeDeviationThresholdsMatrices\(\)](#), [xmuMakeOneHeadedPathsFromPathList\(\)](#), [xmuMakeTwoHeadedPathsFromPathList\(\)](#), [xmuMaxLevels\(\)](#), [xmuMinLevels\(\)](#), [xmuPropagateLabels\(\)](#), [xmuRAM2Ordinal\(\)](#), [xmuTwinSuper_Continuous\(\)](#), [xmuTwinSuper_NoBinary\(\)](#), [xmuTwinUpgradeMeansToCovariateModel\(\)](#), [xmu_CI_merge\(\)](#), [xmu_CI_stash\(\)](#), [xmu_DF_to_mxData_TypeCov\(\)](#), [xmu_PadAndPruneForDefVars\(\)](#), [xmu_bracket_address2rclabel\(\)](#), [xmu_cell_is_on\(\)](#), [xmu_check_levels_identical\(\)](#), [xmu_check_variance\(\)](#), [xmu_clean_label\(\)](#), [xmu_data_missing\(\)](#), [xmu_data_swap_a_block\(\)](#), [xmu_describe_data_WLS\(\)](#), [xmu_dot_make_paths\(\)](#), [xmu_dot_make_residuals\(\)](#), [xmu_dot_maker\(\)](#), [xmu_dot_move_ranks\(\)](#), [xmu_dot_rank_str\(\)](#), [xmu_extract_column\(\)](#), [xmu_get_CI\(\)](#), [xmu_lavaan_process_group\(\)](#), [xmu_make_TwinSuperModel\(\)](#), [xmu_make_bin_cont_pair_data\(\)](#), [xmu_make_mxData\(\)](#), [xmu_match.arg\(\)](#), [xmu_name_from_lavaan_str\(\)](#), [xmu_path2twin\(\)](#), [xmu_path_regex\(\)](#), [xmu_print_algebras\(\)](#), [xmu_rclabel_2_bracket_address\(\)](#), [xmu_relevel_factors\(\)](#), [xmu_safe_run_summary\(\)](#), [xmu_set_sep_from_suffi](#), [xmu_show_fit_or_comparison\(\)](#), [xmu_simplex_corner\(\)](#), [xmu_standardize_ACE\(\)](#), [xmu_standardize_ACEcov\(\)](#), [xmu_standardize_ACEv\(\)](#), [xmu_standardize_CP\(\)](#), [xmu_standardize_IP\(\)](#), [xmu_standardize_RAM\(\)](#), [xmu_standardize_SexLim\(\)](#), [xmu_standardize_Simplex\(\)](#), [xmu_start_value_list\(\)](#), [xmu_starts\(\)](#), [xmu_summary_RAM_group_parameters\(\)](#), [xmu_twin_add_WeightMatrices\(\)](#), [xmu_twin_check\(\)](#), [xmu_twin_get_var_names\(\)](#), [xmu_twin_make_def_means_mats_and_alg\(\)](#), [xmu_twin_upgrade_selDvs2SelVars\(\)](#)

Examples

```
xmu_check_needs_means(mtcars, type = "Auto")
xmu_check_needs_means(mtcars, type = "FIML")
# xmu_check_needs_means(mtcars, type = "cov")
# xmu_check_needs_means(mtcars, type = "cor")
```

```

# TRUE - marginals means means
xmu_check_needs_means(mtcars, type = "WLS", allContinuousMethod= "marginals")
xmu_check_needs_means(mtcars, type = "ULS", allContinuousMethod= "marginals")
xmu_check_needs_means(mtcars, type = "DWLS", allContinuousMethod= "marginals")

# =====
# = Provided as an mxData object =
# =====
tmp = mxData(mtcars, type="raw")
xmu_check_needs_means(tmp, type = "FIML") # TRUE
xmu_check_needs_means(tmp, type = "ULS", allContinuousMethod= "cumulants") #FALSE
# TRUE - means with marginals
xmu_check_needs_means(tmp, type = "WLS", allContinuousMethod= "marginals")
tmp = mxData(cov(mtcars), type="cov", numObs= 100)
# Should catch this can't be type FIML
xmu_check_needs_means(tmp) # FALSE
tmp = mxData(cov(mtcars), means = umx_means(mtcars), type="cov", numObs= 100)
xmu_check_needs_means(tmp) # TRUE

# =====
# = One var is a factor =
# =====
tmp = mtcars
tmp$cyl = factor(tmp$cyl)
xmu_check_needs_means(tmp, allContinuousMethod= "cumulants") # TRUE
xmu_check_needs_means(tmp, allContinuousMethod= "marginals") # TRUE - always has means

```

xmu_check_variance *Check the minimum variance in data frame*

Description

Check that each variable exceeds a minimum variance and all are on compatible scales. Let the user know what to do if not.

Usage

```

xmu_check_variance(
  data,
  minVar = umx_set_data_variance_check(silent = T)$minVar,
  maxVarRatio = umx_set_data_variance_check(silent = T)$maxVarRatio
)

```

Arguments

data	the data frame to check
minVar	Minimum allowed variance in variables before warning user variances differ too much.
maxVarRatio	Maximum allowed ratio of variance in data before warning user variances differ too much.

Value

None

See Also

Other xmu internal not for end user: `umxModel()`, `umxRenameMatrix()`, `umx_APA_pval()`, `umx_fun_mean_sd()`, `umx_get_bracket_addresses()`, `umx_make()`, `umx_standardize()`, `umx_string_to_algebra()`, `xmuHasSquareBrackets()`, `xmuLabel_MATRIX_Model()`, `xmuLabel_Matrix()`, `xmuLabel_RAM_Model()`, `xmuMI()`, `xmuMakeDeviationThresholdsMatrices()`, `xmuMakeOneHeadedPathsFromPathList()`, `xmuMakeTwoHeadedPathsFromPathList()`, `xmuMaxLevels()`, `xmuMinLevels()`, `xmuPropagateLabels()`, `xmuRAM2Ordinal()`, `xmuTwinSuper_Continuous()`, `xmuTwinSuper_NoBinary()`, `xmuTwinUpgradeMeansToCovariateModel()`, `xmu_CI_merge()`, `xmu_CI_stash()`, `xmu_DF_to_mxData_TypeCov()`, `xmu_PadAndPruneForDefVars()`, `xmu_bracket_address2rclabel()`, `xmu_cell_is_on()`, `xmu_check_levels_identical()`, `xmu_check_needs_means()`, `xmu_clean_label()`, `xmu_data_missing()`, `xmu_data_swap_a_block()`, `xmu_describe_data_WLS()`, `xmu_dot_make_paths()`, `xmu_dot_make_residuals()`, `xmu_dot_maker()`, `xmu_dot_move_ranks()`, `xmu_dot_rank_str()`, `xmu_extract_column()`, `xmu_get_CI()`, `xmu_lavaan_process_group()`, `xmu_make_TwinSuperModel()`, `xmu_make_bin_cont_pair_data()`, `xmu_make_mxData()`, `xmu_match.arg()`, `xmu_name_from_lavaan_str()`, `xmu_path2twin()`, `xmu_path_regex()`, `xmu_print_algebras()`, `xmu_rclabel_2_bracket_address()`, `xmu_relevel_factors()`, `xmu_safe_run_summary()`, `xmu_set_sep_from_suffi`, `xmu_show_fit_or_comparison()`, `xmu_simplex_corner()`, `xmu_standardize_ACE()`, `xmu_standardize_ACEcov()`, `xmu_standardize_ACEv()`, `xmu_standardize_CP()`, `xmu_standardize_IP()`, `xmu_standardize_RAM()`, `xmu_standardize_SexLim()`, `xmu_standardize_Simplex()`, `xmu_start_value_list()`, `xmu_starts()`, `xmu_summary_RAM_group_parameters()`, `xmu_twin_add_WeightMatrices()`, `xmu_twin_check()`, `xmu_twin_get_var_names()`, `xmu_twin_make_def_means_mats_and_alg()`, `xmu_twin_upgrade_selDvs2SelVars()`

Examples

```
data(twinData)
xmu_check_variance(twinData[, c("wt1", "ht1", "wt2", "ht2")])
twinData[,c("ht1", "ht2")] = twinData[,c("ht1", "ht2")] * 100
xmu_check_variance(twinData[, c("wt1", "ht1", "wt2", "ht2")])
```

xmu_CI_merge

xmu_CI_merge

Description

if you compute some CIs in one model and some in another (copy of the same model, perhaps to get some parallelism), this is a simple helper to kludge them together.

Usage

```
xmu_CI_merge(m1, m2)
```

Arguments

m1	first copy of the model
m2	second copy of the model

Value

- [OpenMx::mxModel()]

References

- <<https://github.com/tbates/umx>>

See Also

Other xmu internal not for end user: `umxModel()`, `umxRenameMatrix()`, `umx_APA_pval()`, `umx_fun_mean_sd()`, `umx_get_bracket_addresses()`, `umx_make()`, `umx_standardize()`, `umx_string_to_algebra()`, `xmuHasSquareBrackets()`, `xmuLabel_MATRIX_Model()`, `xmuLabel_Matrix()`, `xmuLabel_RAM_Model()`, `xmuMI()`, `xmuMakeDeviationThresholdsMatrices()`, `xmuMakeOneHeadedPathsFromPathList()`, `xmuMakeTwoHeadedPathsFromPathList()`, `xmuMaxLevels()`, `xmuMinLevels()`, `xmuPropagateLabels()`, `xmuRAM2Ordinal()`, `xmuTwinSuper_Continuous()`, `xmuTwinSuper_NoBinary()`, `xmuTwinUpgradeMeansToCovariateModel()`, `xmu_CI_stash()`, `xmu_DF_to_mxData_TypeCov()`, `xmu_PadAndPruneForDefVars()`, `xmu_bracket_address2rclabel()`, `xmu_cell_is_on()`, `xmu_check_levels_identical()`, `xmu_check_needs_means()`, `xmu_check_variance()`, `xmu_clean_label()`, `xmu_data_missing()`, `xmu_data_swap_a_block()`, `xmu_describe_data_WLS()`, `xmu_dot_make_paths()`, `xmu_dot_make_residuals()`, `xmu_dot_maker()`, `xmu_dot_move_ranks()`, `xmu_dot_rank_str()`, `xmu_extract_column()`, `xmu_get_CI()`, `xmu_lavaan_process_group()`, `xmu_make_TwinSuperModel()`, `xmu_make_bin_cont_pair_data()`, `xmu_make_mxData()`, `xmu_match.arg()`, `xmu_name_from_lavaan_str()`, `xmu_path2twin()`, `xmu_path_regex()`, `xmu_print_algebras()`, `xmu_rclabel_2_bracket_address()`, `xmu_relevel_factors()`, `xmu_safe_run_summary()`, `xmu_set_sep_from_suffi`, `xmu_show_fit_or_comparison()`, `xmu_simplex_corner()`, `xmu_standardize_ACE()`, `xmu_standardize_ACEcov()`, `xmu_standardize_ACEv()`, `xmu_standardize_CP()`, `xmu_standardize_IP()`, `xmu_standardize_RAM()`, `xmu_standardize_SexLim()`, `xmu_standardize_Simplex()`, `xmu_start_value_list()`, `xmu_starts()`, `xmu_summary_RAM_group_parameters()`, `xmu_twin_add_WeightMatrices()`, `xmu_twin_check()`, `xmu_twin_get_var_names()`, `xmu_twin_make_def_means_mats_and_alg()`, `xmu_twin_upgrade_selDvs2SelVars()`

Examples

```
## Not run:
xmu_CI_merge(m1, m2)

## End(Not run)
```

xmu_CI_stash

Stash the CI values of a model as strings in the values of the model

Description

Stash formatted CIs (e.g. ".1 [-.1, .3]") as strings, *overwriting* the parameter values of the model.

Usage

```
xmu_CI_stash(model, digits = 3, dropZeros = FALSE, stdAlg2mat = TRUE)
```

Arguments

model	An <code>OpenMx::mxModel()</code> to get CIs from.
digits	rounding.
dropZeros	makes strings for failed CIs?
stdAlg2mat	treat std as algebra: stash in non std matrix.

Details

I might change this to a lookup-function that gets a CI string if one exists.

Value

- `OpenMx::mxModel()`

References

- <https://github.com/tbates/umx>

See Also

- `umxConfint()`, `xmu_get_CI()`

Other xmu internal not for end user: `umxModel()`, `umxRenameMatrix()`, `umx_APA_pval()`, `umx_fun_mean_sd()`, `umx_get_bracket_addresses()`, `umx_make()`, `umx_standardize()`, `umx_string_to_algebra()`, `xmuHasSquareBrackets()`, `xmuLabel_MATRIX_Model()`, `xmuLabel_Matrix()`, `xmuLabel_RAM_Model()`, `xmuMI()`, `xmuMakeDeviationThresholdsMatrices()`, `xmuMakeOneHeadedPathsFromPathList()`, `xmuMakeTwoHeadedPathsFromPathList()`, `xmuMaxLevels()`, `xmuMinLevels()`, `xmuPropagateLabels()`, `xmuRAM2Ordinal()`, `xmuTwinSuper_Continuous()`, `xmuTwinSuper_NoBinary()`, `xmuTwinUpgradeMeansToCovariateModel()`, `xmu_CI_merge()`, `xmu_DF_to_mxData_TypeCov()`, `xmu_PadAndPruneForDefVars()`, `xmu_bracket_address2rclabel()`, `xmu_cell_is_on()`, `xmu_check_levels_identical()`, `xmu_check_needs_means()`, `xmu_check_variance()`, `xmu_clean_label()`, `xmu_data_missing()`, `xmu_data_swap_a_block()`, `xmu_describe_data_WLS()`, `xmu_dot_make_paths()`, `xmu_dot_make_residuals()`, `xmu_dot_maker()`, `xmu_dot_move_ranks()`, `xmu_dot_rank_str()`, `xmu_extract_column()`, `xmu_get_CI()`, `xmu_lavaan_process_group()`, `xmu_make_TwinSuperModel()`, `xmu_make_bin_cont_pair_data()`, `xmu_make_mxData()`, `xmu_match.arg()`, `xmu_name_from_lavaan_str()`, `xmu_path2twin()`, `xmu_path_regex()`, `xmu_print_algebras()`, `xmu_rclabel_2_bracket_address()`, `xmu_relevel_factors()`, `xmu_safe_run_summary()`, `xmu_set_sep_from_suffi`, `xmu_show_fit_or_comparison()`, `xmu_simplex_corner()`, `xmu_standardize_ACE()`, `xmu_standardize_ACEcov()`, `xmu_standardize_ACEv()`, `xmu_standardize_CP()`, `xmu_standardize_IP()`, `xmu_standardize_RAM()`, `xmu_standardize_SexLim()`, `xmu_standardize_Simplex()`, `xmu_start_value_list()`, `xmu_starts()`, `xmu_summary_RAM_group_parameters()`, `xmu_twin_add_WeightMatrices()`, `xmu_twin_check()`, `xmu_twin_get_var_names()`, `xmu_twin_make_def_means_mats_and_alg()`, `xmu_twin_upgrade_selDvs2SelVars()`

xmu_clean_label	<i>Remove illegal characters from labels</i>
-----------------	--

Description

Replaces . with _ in labels - e.g. from lavaan where . is common.

Usage

```
xmu_clean_label(label, replace = "_")
```

Arguments

label	A label to clean.
replace	character to replace . with (default = _)

Value

- legal label string

See Also

- [xmuLabel\(\)](#)

Other xmu internal not for end user: [umxModel\(\)](#), [umxRenameMatrix\(\)](#), [umx_APA_pval\(\)](#), [umx_fun_mean_sd\(\)](#), [umx_get_bracket_addresses\(\)](#), [umx_make\(\)](#), [umx_standardize\(\)](#), [umx_string_to_algebra\(\)](#), [xmuHasSquareBrackets\(\)](#), [xmuLabel_MATRIX_Model\(\)](#), [xmuLabel_Matrix\(\)](#), [xmuLabel_RAM_Model\(\)](#), [xmuMI\(\)](#), [xmuMakeDeviationThresholdsMatrices\(\)](#), [xmuMakeOneHeadedPathsFromPathList\(\)](#), [xmuMakeTwoHeadedPathsFromPathList\(\)](#), [xmuMaxLevels\(\)](#), [xmuMinLevels\(\)](#), [xmuPropagateLabels\(\)](#), [xmuRAM2Ordinal\(\)](#), [xmuTwinSuper_Continuous\(\)](#), [xmuTwinSuper_NoBinary\(\)](#), [xmuTwinUpgradeMeansToCovariateModel\(\)](#), [xmu_CI_merge\(\)](#), [xmu_CI_stash\(\)](#), [xmu_DF_to_mxData_TypeCov\(\)](#), [xmu_PadAndPruneForDefVars\(\)](#), [xmu_bracket_address2rclabel\(\)](#), [xmu_cell_is_on\(\)](#), [xmu_check_levels_identical\(\)](#), [xmu_check_needs_means\(\)](#), [xmu_check_variance\(\)](#), [xmu_data_missing\(\)](#), [xmu_data_swap_a_block\(\)](#), [xmu_describe_data_WLS\(\)](#), [xmu_dot_make_paths\(\)](#), [xmu_dot_make_residuals\(\)](#), [xmu_dot_maker\(\)](#), [xmu_dot_move_ranks\(\)](#), [xmu_dot_rank_str\(\)](#), [xmu_extract_column\(\)](#), [xmu_get_CI\(\)](#), [xmu_lavaan_process_group\(\)](#), [xmu_make_TwinSuperModel\(\)](#), [xmu_make_bin_cont_pair_data\(\)](#), [xmu_make_mxData\(\)](#), [xmu_match.arg\(\)](#), [xmu_name_from_lavaan_str\(\)](#), [xmu_path2twin\(\)](#), [xmu_path_regex\(\)](#), [xmu_print_algebras\(\)](#), [xmu_rclabel_2_bracket_address\(\)](#), [xmu_relevel_factors\(\)](#), [xmu_safe_run_summary\(\)](#), [xmu_set_sep_from_suffi](#), [xmu_show_fit_or_comparison\(\)](#), [xmu_simplex_corner\(\)](#), [xmu_standardize_ACE\(\)](#), [xmu_standardize_ACEcov\(\)](#), [xmu_standardize_ACEv\(\)](#), [xmu_standardize_CP\(\)](#), [xmu_standardize_IP\(\)](#), [xmu_standardize_RAM\(\)](#), [xmu_standardize_SexLim\(\)](#), [xmu_standardize_Simplex\(\)](#), [xmu_start_value_list\(\)](#), [xmu_starts\(\)](#), [xmu_summary_RAM_group_parameters\(\)](#), [xmu_twin_add_WeightMatrices\(\)](#), [xmu_twin_check\(\)](#), [xmu_twin_get_var_names\(\)](#), [xmu_twin_make_def_means_mats_and_alg\(\)](#), [xmu_twin_upgrade_selDvs2SelVars\(\)](#)

Examples

```
xmu_clean_label("data.var", replace = "_")
xmu_clean_label("my.var.lab", replace = "_")
```

xmu_data_missing	<i>Drop rows with missing definition variables</i>
------------------	--

Description

Definition variables can't be missing. This function helps with that.

Usage

```
xmu_data_missing(
  data,
  selVars,
  sep = NULL,
  dropMissingDef = TRUE,
  hint = "data"
)
```

Arguments

data	The dataframe to check for missing variables
selVars	The variables to check for missingness
sep	A sep if this is twin data and selVars are baseNames (default NULL)
dropMissingDef	Whether to drop the rows, or just stop (TRUE)
hint	info for message to user ("data")

Value

- data with missing rows dropped

See Also

- [complete.cases\(\)](#)

Other xmu internal not for end user: [umxModel\(\)](#), [umxRenameMatrix\(\)](#), [umx_APA_pval\(\)](#), [umx_fun_mean_sd\(\)](#), [umx_get_bracket_addresses\(\)](#), [umx_make\(\)](#), [umx_standardize\(\)](#), [umx_string_to_algebra\(\)](#), [xmuHasSquareBrackets\(\)](#), [xmuLabel_MATRIX_Model\(\)](#), [xmuLabel_Matrix\(\)](#), [xmuLabel_RAM_Model\(\)](#), [xmuMI\(\)](#), [xmuMakeDeviationThresholdsMatrices\(\)](#), [xmuMakeOneHeadedPathsFromPathList\(\)](#), [xmuMakeTwoHeadedPathsFromPathList\(\)](#), [xmuMaxLevels\(\)](#), [xmuMinLevels\(\)](#), [xmuPropagateLabels\(\)](#), [xmuRAM2Ordinal\(\)](#), [xmuTwinSuper_Continuous\(\)](#), [xmuTwinSuper_NoBinary\(\)](#), [xmuTwinUpgradeMeansToCovariateModel\(\)](#), [xmu_CI_merge\(\)](#), [xmu_CI_stash\(\)](#), [xmu_DF_to_mxData_TypeCov\(\)](#), [xmu_PadAndPruneForDefVars\(\)](#), [xmu_bracket_address2rclabel\(\)](#), [xmu_cell_is_on\(\)](#), [xmu_check_levels_identical\(\)](#), [xmu_check_needs_means\(\)](#), [xmu_check_variance\(\)](#), [xmu_clean_label\(\)](#), [xmu_data_swap_a_block\(\)](#), [xmu_describe_data_WLS\(\)](#), [xmu_dot_make_paths\(\)](#), [xmu_dot_make_residuals\(\)](#), [xmu_dot_maker\(\)](#), [xmu_dot_move_ranks\(\)](#), [xmu_dot_rank_str\(\)](#), [xmu_extract_column\(\)](#), [xmu_get_CI\(\)](#), [xmu_lavaan_process_group\(\)](#), [xmu_make_TwinSuperModel\(\)](#), [xmu_make_bin_cont_pair_data\(\)](#), [xmu_make_mxData\(\)](#), [xmu_match.arg\(\)](#), [xmu_name_from_lavaan_str\(\)](#), [xmu_path2twin\(\)](#), [xmu_path_regex\(\)](#), [xmu_print_algebras\(\)](#), [xmu_rclabel_2_bracket_address\(\)](#), [xmu_relevel_factors\(\)](#), [xmu_safe_run_summary\(\)](#), [xmu_set_sep_from_suffi](#)

```
xmu_show_fit_or_comparison(), xmu_simplex_corner(), xmu_standardize_ACE(), xmu_standardize_ACEcov(),
xmu_standardize_ACEv(), xmu_standardize_CP(), xmu_standardize_IP(), xmu_standardize_RAM(),
xmu_standardize_SexLim(), xmu_standardize_Simplex(), xmu_start_value_list(), xmu_starts(),
xmu_summary_RAM_group_parameters(), xmu_twin_add_WeightMatrices(), xmu_twin_check(),
xmu_twin_get_var_names(), xmu_twin_make_def_means_mats_and_alg(), xmu_twin_upgrade_selDvs2SelVars()
```

Examples

```
tmp = mtcars;
tmp[1,]; tmp[1, "wt"] = NA
tmp = xmu_data_missing(tmp, selVars = "wt", sep= NULL, dropMissingDef= TRUE, hint= "mtcars")
dim(mtcars)
dim(tmp)

## Not run:
tmp = xmu_data_missing(tmp, selVars = "wt", sep= NULL, dropMissingDef= FALSE, hint= "mtcars")

## End(Not run)
```

`xmu_data_swap_a_block` *Data helper function to swap blocks of data from one set of columns to another.*

Description

Swap a block of rows of a dataset between two sets of variables (typically twin 1 and twin 2)

Usage

```
xmu_data_swap_a_block(theData, rowSelector, T1Names, T2Names)
```

Arguments

<code>theData</code>	A data frame to swap within.
<code>rowSelector</code>	Rows to swap between first and second set of columns.
<code>T1Names</code>	The first set of columns.
<code>T2Names</code>	The second set of columns.

Value

- dataframe

See Also

- [subset\(\)](#)

Other xmu internal not for end user: [umxModel\(\)](#), [umxRenameMatrix\(\)](#), [umx_APA_pval\(\)](#), [umx_fun_mean_sd\(\)](#), [umx_get_bracket_addresses\(\)](#), [umx_make\(\)](#), [umx_standardize\(\)](#), [umx_string_to_algebra\(\)](#), [xmuHasSquareBrackets\(\)](#), [xmuLabel_MATRIX_Model\(\)](#), [xmuLabel_Matrix\(\)](#), [xmuLabel_RAM_Model\(\)](#), [xmuMI\(\)](#), [xmuMakeDeviationThresholdsMatrices\(\)](#), [xmuMakeOneHeadedPathsFromPathList\(\)](#), [xmuMakeTwoHeadedPathsFromPathList\(\)](#), [xmuMaxLevels\(\)](#), [xmuMinLevels\(\)](#), [xmuPropagateLabels\(\)](#), [xmuRAM2Ordinal\(\)](#), [xmuTwinSuper_Continuous\(\)](#), [xmuTwinSuper_NoBinary\(\)](#), [xmuTwinUpgradeMeansToCovariateModel\(\)](#), [xmu_CI_merge\(\)](#), [xmu_CI_stash\(\)](#), [xmu_DF_to_mxData_TypeCov\(\)](#), [xmu_PadAndPruneForDefVars\(\)](#), [xmu_bracket_address2rclabel\(\)](#), [xmu_cell_is_on\(\)](#), [xmu_check_levels_identical\(\)](#), [xmu_check_needs_means\(\)](#), [xmu_check_variance\(\)](#), [xmu_clean_label\(\)](#), [xmu_data_missing\(\)](#), [xmu_describe_data_WLS\(\)](#), [xmu_dot_make_paths\(\)](#), [xmu_dot_make_residuals\(\)](#), [xmu_dot_maker\(\)](#), [xmu_dot_move_ranks\(\)](#), [xmu_dot_rank_str\(\)](#), [xmu_extract_column\(\)](#), [xmu_get_CI\(\)](#), [xmu_lavaan_process_group\(\)](#), [xmu_make_TwinSuperModel\(\)](#), [xmu_make_bin_cont_pair_data\(\)](#), [xmu_make_mxData\(\)](#), [xmu_match.arg\(\)](#), [xmu_name_from_lavaan_str\(\)](#), [xmu_path2twin\(\)](#), [xmu_path_regex\(\)](#), [xmu_print_algebras\(\)](#), [xmu_rclabel_2_bracket_address\(\)](#), [xmu_relevel_factors\(\)](#), [xmu_safe_run_summary\(\)](#), [xmu_set_sep_from_suffi](#), [xmu_show_fit_or_comparison\(\)](#), [xmu_simplex_corner\(\)](#), [xmu_standardize_ACE\(\)](#), [xmu_standardize_ACEcov\(\)](#), [xmu_standardize_ACEv\(\)](#), [xmu_standardize_CP\(\)](#), [xmu_standardize_IP\(\)](#), [xmu_standardize_RAM\(\)](#), [xmu_standardize_SexLim\(\)](#), [xmu_standardize_Simplex\(\)](#), [xmu_start_value_list\(\)](#), [xmu_starts\(\)](#), [xmu_summary_RAM_group_parameters\(\)](#), [xmu_twin_add_WeightMatrices\(\)](#), [xmu_twin_check\(\)](#), [xmu_twin_get_var_names\(\)](#), [xmu_twin_make_def_means_mats_and_alg\(\)](#), [xmu_twin_upgrade_selDvs2SelVars\(\)](#)

Examples

```
test = data.frame(
  a = paste0("a", 1:10),
  b = paste0("b", 1:10),
  c = paste0("c", 1:10),
  d = paste0("d", 1:10), stringsAsFactors = FALSE)
xmu_data_swap_a_block(test, rowSelector = c(1,2,3,6), T1Names = "b", T2Names = "c")
xmu_data_swap_a_block(test, rowSelector = c(1,2,3,6), T1Names = c("a","c"), T2Names = c("b","d"))
```

`xmu_describe_data_WLS` *Determine if a dataset will need statistics for the means if used in a WLS model.*

Description

Given either a `data.frame` or raw `mxData`, this function determines whether `OpenMx::mxFitFunctionWLS()` will generate expectations for means.

Usage

```
xmu_describe_data_WLS(
  data,
  allContinuousMethod = c("cumulants", "marginals"),
```

```

    verbose = FALSE
  )

```

Arguments

data The raw data being used in a `OpenMx::mxFitFunctionWLS()` model.

allContinuousMethod the method used to process data when all columns are continuous (default = "cumulants")

verbose Whether or not to report diagnostics.

Details

All-continuous models processed using the "cumulants" method LACK means, while all continuous processed with `allContinuousMethod = "marginals"` will HAVE means.

When data are not all continuous, means are modeled and `allContinuousMethod` is ignored.

Value

- list describing the data.

See Also

- `OpenMx::mxFitFunctionWLS()`, `OpenMx::omxAugmentDataWithWLSsummary()`

Other xmu internal not for end user: `umxModel()`, `umxRenameMatrix()`, `umx_APA_pval()`, `umx_fun_mean_sd()`, `umx_get_bracket_addresses()`, `umx_make()`, `umx_standardize()`, `umx_string_to_algebra()`, `xmuHasSquareBrackets()`, `xmuLabel_MATRIX_Model()`, `xmuLabel_Matrix()`, `xmuLabel_RAM_Model()`, `xmuMI()`, `xmuMakeDeviationThresholdsMatrices()`, `xmuMakeOneHeadedPathsFromPathList()`, `xmuMakeTwoHeadedPathsFromPathList()`, `xmuMaxLevels()`, `xmuMinLevels()`, `xmuPropagateLabels()`, `xmuRAM2Ordinal()`, `xmuTwinSuper_Continuous()`, `xmuTwinSuper_NoBinary()`, `xmuTwinUpgradeMeansToCovariateModel()`, `xmu_CI_merge()`, `xmu_CI_stash()`, `xmu_DF_to_mxData_TypeCov()`, `xmu_PadAndPruneForDefVars()`, `xmu_bracket_address2rclabel()`, `xmu_cell_is_on()`, `xmu_check_levels_identical()`, `xmu_check_needs_means()`, `xmu_check_variance()`, `xmu_clean_label()`, `xmu_data_missing()`, `xmu_data_swap_a_block()`, `xmu_dot_make_paths()`, `xmu_dot_make_residuals()`, `xmu_dot_maker()`, `xmu_dot_move_ranks()`, `xmu_dot_rank_str()`, `xmu_extract_column()`, `xmu_get_CI()`, `xmu_lavaan_process_group()`, `xmu_make_TwinSuperModel()`, `xmu_make_bin_cont_pair_data()`, `xmu_make_mxData()`, `xmu_match.arg()`, `xmu_name_from_lavaan_str()`, `xmu_path2twin()`, `xmu_path_regex()`, `xmu_print_algebras()`, `xmu_rclabel_2_bracket_address()`, `xmu_relevel_factors()`, `xmu_safe_run_summary()`, `xmu_set_sep_from_suffi`, `xmu_show_fit_or_comparison()`, `xmu_simplex_corner()`, `xmu_standardize_ACE()`, `xmu_standardize_ACEcov()`, `xmu_standardize_ACEv()`, `xmu_standardize_CP()`, `xmu_standardize_IP()`, `xmu_standardize_RAM()`, `xmu_standardize_SexLim()`, `xmu_standardize_Simplex()`, `xmu_start_value_list()`, `xmu_starts()`, `xmu_summary_RAM_group_parameters()`, `xmu_twin_add_WeightMatrices()`, `xmu_twin_check()`, `xmu_twin_get_var_names()`, `xmu_twin_make_def_means_mats_and_alg()`, `xmu_twin_upgrade_selDvs2SelVars()`

Examples

```

# =====
# = All continuous, data.frame input =
# =====

```

```

tmp =xmu_describe_data_WLS(mtcars, allContinuousMethod= "cumulants", verbose = TRUE)
tmp$hasMeans # FALSE - no means with cumulants
tmp =xmu_describe_data_WLS(mtcars, allContinuousMethod= "marginals")
tmp$hasMeans # TRUE we get means with marginals

# =====
# = mxData object as input =
# =====
tmp = mxData(mtcars, type="raw")
xmu_describe_data_WLS(tmp, allContinuousMethod= "cumulants", verbose = TRUE)$hasMeans # FALSE
xmu_describe_data_WLS(tmp, allContinuousMethod= "marginals")$hasMeans # TRUE

# =====
# = One var is a factor: Means modeled =
# =====
tmp = mtcars
tmp$cyl = factor(tmp$cyl)
xmu_describe_data_WLS(tmp, allContinuousMethod= "cumulants")$hasMeans # TRUE - always has means
xmu_describe_data_WLS(tmp, allContinuousMethod= "marginals")$hasMeans # TRUE

```

xmu_DF_to_mxData_TypeCov

Convert a dataframe into a cov mxData object

Description

xmu_DF_to_mxData_TypeCov converts a dataframe into `OpenMx::mxData()` with `type="cov"` and `nrow = numObs` and optionally adding means.

Usage

```

xmu_DF_to_mxData_TypeCov(
  df,
  columns = NA,
  use = c("complete.obs", "everything", "all.obs", "na.or.complete",
         "pairwise.complete.obs")
)

```

Arguments

df	the dataframe to covert to an mxData type cov object.
columns	= Which columns to keep (default is all).
use	= Default is "complete.obs".

Value

- `OpenMx::mxData()` of type = cov

References

- <https://github.com/tbates/umx>, <https://tbates.github.io>

See Also

Other xmu internal not for end user: `umxModel()`, `umxRenameMatrix()`, `umx_APA_pval()`, `umx_fun_mean_sd()`, `umx_get_bracket_addresses()`, `umx_make()`, `umx_standardize()`, `umx_string_to_algebra()`, `xmuHasSquareBrackets()`, `xmuLabel_MATRIX_Model()`, `xmuLabel_Matrix()`, `xmuLabel_RAM_Model()`, `xmuMI()`, `xmuMakeDeviationThresholdsMatrices()`, `xmuMakeOneHeadedPathsFromPathList()`, `xmuMakeTwoHeadedPathsFromPathList()`, `xmuMaxLevels()`, `xmuMinLevels()`, `xmuPropagateLabels()`, `xmuRAM2Ordinal()`, `xmuTwinSuper_Continuous()`, `xmuTwinSuper_NoBinary()`, `xmuTwinUpgradeMeansToCovariateModel()`, `xmu_CI_merge()`, `xmu_CI_stash()`, `xmu_PadAndPruneForDefVars()`, `xmu_bracket_address2rclabel()`, `xmu_cell_is_on()`, `xmu_check_levels_identical()`, `xmu_check_needs_means()`, `xmu_check_variance()`, `xmu_clean_label()`, `xmu_data_missing()`, `xmu_data_swap_a_block()`, `xmu_describe_data_WLS()`, `xmu_dot_make_paths()`, `xmu_dot_make_residuals()`, `xmu_dot_maker()`, `xmu_dot_move_ranks()`, `xmu_dot_rank_str()`, `xmu_extract_column()`, `xmu_get_CI()`, `xmu_lavaan_process_group()`, `xmu_make_TwinSuperModel()`, `xmu_make_bin_cont_pair_data()`, `xmu_make_mxData()`, `xmu_match.arg()`, `xmu_name_from_lavaan_str()`, `xmu_path2twin()`, `xmu_path_regex()`, `xmu_print_algebras()`, `xmu_rclabel_2_bracket_address()`, `xmu_relevel_factors()`, `xmu_safe_run_summary()`, `xmu_set_sep_from_suffi`, `xmu_show_fit_or_comparison()`, `xmu_simplex_corner()`, `xmu_standardize_ACE()`, `xmu_standardize_ACEcov()`, `xmu_standardize_ACEv()`, `xmu_standardize_CP()`, `xmu_standardize_IP()`, `xmu_standardize_RAM()`, `xmu_standardize_SexLim()`, `xmu_standardize_Simplex()`, `xmu_start_value_list()`, `xmu_starts()`, `xmu_summary_RAM_group_parameters()`, `xmu_twin_add_WeightMatrices()`, `xmu_twin_check()`, `xmu_twin_get_var_names()`, `xmu_twin_make_def_means_mats_and_alg()`, `xmu_twin_upgrade_selDvs2SelVars()`

Examples

```
xmu_DF_to_mxData_TypeCov(mtcars, c("mpg", "hp"))
```

`xmu_dot_define_shapes` *Helper to make the list of vars and their shapes for a graphviz string*

Description

Helper to make a graphviz rank string defining the latent, manifest, and means and their shapes

Usage

```
xmu_dot_define_shapes(latents, manifests, preOut = "")
```

Arguments

<code>latents</code>	list of latent variables (including "one")
<code>manifests</code>	list of manifest variables
<code>preOut</code>	existing output string (pasted in front of this: "" by default).

Value

string

See Also

- [xmu_dot_rank()]

Other Graphviz: [xmu_dot_make_paths\(\)](#), [xmu_dot_make_residuals\(\)](#), [xmu_dot_maker\(\)](#), [xmu_dot_mat2dot\(\)](#), [xmu_dot_rank\(\)](#)

Examples

```
xmu_dot_define_shapes(c("as1"), c("E", "N"))
```

xmu_dot_maker

Internal umx function to help plotting graphviz

Description

Helper to print a digraph to file and open it

Usage

```
xmu_dot_maker(model, file, digraph, strip_zero = TRUE)
```

Arguments

model	An OpenMx::mxModel() to get the name from
file	Either "name" (use model name) or a file name
digraph	Graphviz code for a model
strip_zero	Whether to remove the leading "0." in digits in the diagram

Value

- optionally returns the digraph text.

See Also

Other xmu internal not for end user: [umxModel\(\)](#), [umxRenameMatrix\(\)](#), [umx_APA_pval\(\)](#), [umx_fun_mean_sd\(\)](#), [umx_get_bracket_addresses\(\)](#), [umx_make\(\)](#), [umx_standardize\(\)](#), [umx_string_to_algebra\(\)](#), [xmuHasSquareBrackets\(\)](#), [xmuLabel_MATRIX_Model\(\)](#), [xmuLabel_Matrix\(\)](#), [xmuLabel_RAM_Model\(\)](#), [xmuMI\(\)](#), [xmuMakeDeviationThresholdsMatrices\(\)](#), [xmuMakeOneHeadedPathsFromPathList\(\)](#), [xmuMakeTwoHeadedPathsFromPathList\(\)](#), [xmuMaxLevels\(\)](#), [xmuMinLevels\(\)](#), [xmuPropagateLabels\(\)](#), [xmuRAM2Ordinal\(\)](#), [xmuTwinSuper_Continuous\(\)](#), [xmuTwinSuper_NoBinary\(\)](#), [xmuTwinUpgradeMeansToCovariateModel\(\)](#), [xmu_CI_merge\(\)](#), [xmu_CI_stash\(\)](#), [xmu_DF_to_mxData_TypeCov\(\)](#), [xmu_PadAndPruneForDefVars\(\)](#), [xmu_bracket_address2rclabel\(\)](#), [xmu_cell_is_on\(\)](#), [xmu_check_levels_identical\(\)](#), [xmu_check_needs_means\(\)](#), [xmu_check_variance\(\)](#), [xmu_clean_label\(\)](#), [xmu_data_missing\(\)](#), [xmu_data_swap_a_block\(\)](#),

```

xmu_describe_data_WLS(), xmu_dot_make_paths(), xmu_dot_make_residuals(), xmu_dot_move_ranks(),
xmu_dot_rank_str(), xmu_extract_column(), xmu_get_CI(), xmu_lavaan_process_group(),
xmu_make_TwinSuperModel(), xmu_make_bin_cont_pair_data(), xmu_make_mxData(), xmu_match.arg(),
xmu_name_from_lavaan_str(), xmu_path2twin(), xmu_path_regex(), xmu_print_algebras(),
xmu_rclabel_2_bracket_address(), xmu_relevel_factors(), xmu_safe_run_summary(), xmu_set_sep_from_suffi
xmu_show_fit_or_comparison(), xmu_simplex_corner(), xmu_standardize_ACE(), xmu_standardize_ACEcov(),
xmu_standardize_ACEv(), xmu_standardize_CP(), xmu_standardize_IP(), xmu_standardize_RAM(),
xmu_standardize_SexLim(), xmu_standardize_Simplex(), xmu_start_value_list(), xmu_starts(),
xmu_summary_RAM_group_parameters(), xmu_twin_add_WeightMatrices(), xmu_twin_check(),
xmu_twin_get_var_names(), xmu_twin_make_def_means_mats_and_alg(), xmu_twin_upgrade_selDvs2SelVars()

Other Graphviz: xmu_dot_define_shapes(), xmu_dot_make_paths(), xmu_dot_make_residuals(),
xmu_dot_mat2dot(), xmu_dot_rank()

```

```

xmu_dot_make_paths      xmu_dot_make_paths (not for end users)

```

Description

Makes graphviz paths

Usage

```

xmu_dot_make_paths(
  mxMat,
  stringIn,
  heads = NULL,
  fixed = TRUE,
  comment = "More paths",
  showResiduals = TRUE,
  labels = "labels",
  digits = 2
)

```

Arguments

mxMat	An mxMatrix
stringIn	Input string
heads	1 or 2 arrows (default NULL - you must set this)
fixed	Whether show fixed values or not (defaults to TRUE)
comment	A comment to include
showResiduals	Whether to show residuals
labels	show labels on the path? ("none", "labels", "both")
digits	how many digits to report

Value

- string

See Also

Other xmu internal not for end user: `umxModel()`, `umxRenameMatrix()`, `umx_APA_pval()`, `umx_fun_mean_sd()`, `umx_get_bracket_addresses()`, `umx_make()`, `umx_standardize()`, `umx_string_to_algebra()`, `xmuHasSquareBrackets()`, `xmuLabel_MATRIX_Model()`, `xmuLabel_Matrix()`, `xmuLabel_RAM_Model()`, `xmuMI()`, `xmuMakeDeviationThresholdsMatrices()`, `xmuMakeOneHeadedPathsFromPathList()`, `xmuMakeTwoHeadedPathsFromPathList()`, `xmuMaxLevels()`, `xmuMinLevels()`, `xmuPropagateLabels()`, `xmuRAM2Ordinal()`, `xmuTwinSuper_Continuous()`, `xmuTwinSuper_NoBinary()`, `xmuTwinUpgradeMeansToCovariateModel()`, `xmu_CI_merge()`, `xmu_CI_stash()`, `xmu_DF_to_mxData_TypeCov()`, `xmu_PadAndPruneForDefVars()`, `xmu_bracket_address2rclabel()`, `xmu_cell_is_on()`, `xmu_check_levels_identical()`, `xmu_check_needs_means()`, `xmu_check_variance()`, `xmu_clean_label()`, `xmu_data_missing()`, `xmu_data_swap_a_block()`, `xmu_describe_data_WLS()`, `xmu_dot_make_residuals()`, `xmu_dot_maker()`, `xmu_dot_move_ranks()`, `xmu_dot_rank_str()`, `xmu_extract_column()`, `xmu_get_CI()`, `xmu_lavaan_process_group()`, `xmu_make_TwinSuperModel()`, `xmu_make_bin_cont_pair_data()`, `xmu_make_mxData()`, `xmu_match.arg()`, `xmu_name_from_lavaan_str()`, `xmu_path2twin()`, `xmu_path_regex()`, `xmu_print_algebras()`, `xmu_rclabel_2_bracket_address()`, `xmu_relevel_factors()`, `xmu_safe_run_summary()`, `xmu_set_sep_from_suffi`, `xmu_show_fit_or_comparison()`, `xmu_simplex_corner()`, `xmu_standardize_ACE()`, `xmu_standardize_ACEcov()`, `xmu_standardize_ACEv()`, `xmu_standardize_CP()`, `xmu_standardize_IP()`, `xmu_standardize_RAM()`, `xmu_standardize_SexLim()`, `xmu_standardize_Simplex()`, `xmu_start_value_list()`, `xmu_starts()`, `xmu_summary_RAM_group_parameters()`, `xmu_twin_add_WeightMatrices()`, `xmu_twin_check()`, `xmu_twin_get_var_names()`, `xmu_twin_make_def_means_mats_and_alg()`, `xmu_twin_upgrade_selDvs2SelVars()`

Other Graphviz: `xmu_dot_define_shapes()`, `xmu_dot_make_residuals()`, `xmu_dot_maker()`, `xmu_dot_mat2dot()`, `xmu_dot_rank()`

`xmu_dot_make_residuals`

xmu_dot_make_residuals (not for end users)

Description

`xmu_dot_make_residuals` (not for end users)

Usage

```
xmu_dot_make_residuals(
  mxMat,
  latents = NULL,
  fixed = TRUE,
  digits = 2,
  resid = c("circle", "line")
)
```

Arguments

mxMat	An A or S mxMatrix
latents	Optional list of latents to alter location of circles (defaults to NULL)
fixed	Whether to show fixed values or not
digits	How many digits to report
resid	How to show residuals and variances default is "circle". Other option is "line"

Value

- list of variance names and variances

See Also

Other xmu internal not for end user: `umxModel()`, `umxRenameMatrix()`, `umx_APA_pval()`, `umx_fun_mean_sd()`, `umx_get_bracket_addresses()`, `umx_make()`, `umx_standardize()`, `umx_string_to_algebra()`, `xmuHasSquareBrackets()`, `xmuLabel_MATRIX_Model()`, `xmuLabel_Matrix()`, `xmuLabel_RAM_Model()`, `xmuMI()`, `xmuMakeDeviationThresholdsMatrices()`, `xmuMakeOneHeadedPathsFromPathList()`, `xmuMakeTwoHeadedPathsFromPathList()`, `xmuMaxLevels()`, `xmuMinLevels()`, `xmuPropagateLabels()`, `xmuRAM2Ordinal()`, `xmuTwinSuper_Continuous()`, `xmuTwinSuper_NoBinary()`, `xmuTwinUpgradeMeansToCovariateModel()`, `xmu_CI_merge()`, `xmu_CI_stash()`, `xmu_DF_to_mxData_TypeCov()`, `xmu_PadAndPruneForDefVars()`, `xmu_bracket_address2rclabel()`, `xmu_cell_is_on()`, `xmu_check_levels_identical()`, `xmu_check_needs_means()`, `xmu_check_variance()`, `xmu_clean_label()`, `xmu_data_missing()`, `xmu_data_swap_a_block()`, `xmu_describe_data_WLS()`, `xmu_dot_make_paths()`, `xmu_dot_maker()`, `xmu_dot_move_ranks()`, `xmu_dot_rank_str()`, `xmu_extract_column()`, `xmu_get_CI()`, `xmu_lavaan_process_group()`, `xmu_make_TwinSuperModel()`, `xmu_make_bin_cont_pair_data()`, `xmu_make_mxData()`, `xmu_match.arg()`, `xmu_name_from_lavaan_str()`, `xmu_path2twin()`, `xmu_path_regex()`, `xmu_print_algebras()`, `xmu_rclabel_2_bracket_address()`, `xmu_relevel_factors()`, `xmu_safe_run_summary()`, `xmu_set_sep_from_suffi`, `xmu_show_fit_or_comparison()`, `xmu_simplex_corner()`, `xmu_standardize_ACE()`, `xmu_standardize_ACEcov()`, `xmu_standardize_ACEv()`, `xmu_standardize_CP()`, `xmu_standardize_IP()`, `xmu_standardize_RAM()`, `xmu_standardize_SexLim()`, `xmu_standardize_Simplex()`, `xmu_start_value_list()`, `xmu_starts()`, `xmu_summary_RAM_group_parameters()`, `xmu_twin_add_WeightMatrices()`, `xmu_twin_check()`, `xmu_twin_get_var_names()`, `xmu_twin_make_def_means_mats_and_alg()`, `xmu_twin_upgrade_selDvs2SelVars()`

Other Graphviz: `xmu_dot_define_shapes()`, `xmu_dot_make_paths()`, `xmu_dot_maker()`, `xmu_dot_mat2dot()`, `xmu_dot_rank()`

xmu_dot_mat2dot

Return dot code for paths in a matrix

Description

Return dot code for paths in a matrix is a function which walks the rows and cols of a matrix. At each free cell, it creates a dot-string specifying the relevant path, e.g.:

```
ai1 -> var1 [label=".35"]
```

Its main use is to correctly generate paths (and their sources and sink objects) without depending on the label of the parameter.

It is highly customizable:

1. You can specify which cells to inspect, e.g. "lower".
2. You can choose how to interpret path direction, from = "cols".
3. You can choose the label for the from to ends of the path (by default, the matrix name is used).
4. Offer up a list of from and toLabel which will be indexed into for source and sink
5. You can set the number of arrows on a path (e.g. both).
6. If type is set, then sources and sinks added manifests and/or latents output (p)

Finally, you can pass in previous output and new paths will be concatenated to these.

Usage

```
xmu_dot_mat2dot(
  x,
  cells = c("diag", "lower", "lower_inc", "upper", "upper_inc", "any", "left"),
  from = c("rows", "cols"),
  fromLabel = NULL,
  toLabel = NULL,
  showFixed = FALSE,
  arrows = c("forward", "both", "back"),
  fromType = NULL,
  toType = NULL,
  digits = 2,
  model = NULL,
  SEstyle = FALSE,
  p = list(str = "", latents = c(), manifests = c())
)
```

Arguments

x	a <code>umxMatrix()</code> to make paths from.
cells	which cells to process: "any" (default), "diag", "lower", "upper". "left" is the left half (e.g. in a twin means matrix)
from	one of "rows", "columns"
fromLabel	= NULL. NULL = use matrix name (default). If one, if suffixed with index, <code>length() > 1</code> , index into list. "one" is special.
toLabel	= NULL. NULL = use matrix name (default). If one, if suffixed with index, <code>length() > 1</code> , index into list.
showFixed	= FALSE.
arrows	"forward" "both" or "back"
fromType	one of "latent" or "manifest" NULL (default) = don't accumulate new names.
toType	one of "latent" or "manifest" NULL (default) = don't accumulate new names.
digits	to round values to (default = 2).
model	If you want to get CIs, you can pass in the model (default = NULL).
SEstyle	If TRUE, CIs shown as "b(SE)" ("b [l,h]" if FALSE (default)). Ignored if model NULL.
p	input to build on. <code>list(str = "", latents = c(), manifests = c())</code>

Value

- `list(str = "", latents = c(), manifests = c())`

See Also

- `plot()`

Other Graphviz: `xmu_dot_define_shapes()`, `xmu_dot_make_paths()`, `xmu_dot_make_residuals()`, `xmu_dot_maker()`, `xmu_dot_rank()`

Examples

```
# test with a 1 * 1
a_cp = umxMatrix("a_cp", "Lower", 1, 1, free = TRUE, values = pi)
out = xmu_dot_mat2dot(a_cp, cells = "lower_inc", from = "cols", arrows = "both")
cat(out$str) # a_cp -> a_cp [dir = both label="2"];
out = xmu_dot_mat2dot(a_cp, cells = "lower_inc", from = "cols", arrows = "forward",
fromLabel = "fromMe", toLabel = "toYou",
fromType = "latent", toType = "manifest", digits = 3, SEstyle = TRUE
)
cat(out$str) # fromMe -> toYou [dir = forward label="3.142"];
cat(out$latent) # fromMe
cat(out$manifest) # toYou

# Make a lower 3 * 3 value= 1:6 (1, 4, 6 on the diag)
a_cp = umxMatrix("a_cp", "Lower", 3, 3, free = TRUE, values = 1:6)

# Get dot strings for lower triangle (default from and to based on row and column number)
out = xmu_dot_mat2dot(a_cp, cells = "lower", from = "cols", arrows = "both")
cat(out$str) # a_cp1 -> a_cp2 [dir = both label="2"];

# one arrow (the default = "forward")
out = xmu_dot_mat2dot(a_cp, cells = "lower", from = "cols")
cat(out$str) # a_cp1 -> a_cp2 [dir = forward label="2"];

# label to (rows) using var names

out = xmu_dot_mat2dot(a_cp, toLabel= paste0("v", 1:3), cells = "lower", from = "cols")
umx_msg(out$str) # a_cp1 -> v2 [dir = forward label="2"] ...

# First call also inits the plot struct
out = xmu_dot_mat2dot(a_cp, from = "rows", cells = "lower", arrows = "both", fromType = "latent")
out = xmu_dot_mat2dot(a_cp, from = "rows", cells = "diag",
toLabel= "common", toType = "manifest", p = out)
umx_msg(out$str); umx_msg(out$manifests); umx_msg(out$latents)

# =====
# = Add found sinks to manifests =
# =====
out = xmu_dot_mat2dot(a_cp, from= "rows", cells= "diag",
toLabel= c('a','b','c'), toType= "manifest");
umx_msg(out$manifests)
```

```

# =====
# = Add found sources to latents =
# =====
out = xmu_dot_mat2dot(a_cp, from= "rows", cells= "diag",
toLabel= c('a','b','c'), fromType= "latent");
umx_msg(out$latents)

# =====
# = Label a means matrix =
# =====

tmp = umxMatrix("expMean", "Full", 1, 4, free = TRUE, values = 1:4)
out = xmu_dot_mat2dot(tmp, cells = "left", from = "rows",
fromLabel= "one", toLabel= c("v1", "v2")
)
cat(out$str)

## Not run:
# =====
# = Get a string which includes CI information =
# =====
data(demoOneFactor)
latents = c("g"); manifests = names(demoOneFactor)
m1 = umxRAM("xmu_dot", data = demoOneFactor, type = "cov",
umxPath(latents, to = manifests),
umxPath(var = manifests),
umxPath(var = latents, fixedAt = 1.0)
)
m1 = umxCi(m1, run= "yes")
out = xmu_dot_mat2dot(m1$A, from = "cols", cells = "any",
toLabel= paste0("x", 1:5), fromType = "latent", model= m1);
umx_msg(out$str); umx_msg(out$latents)

## End(Not run)

```

xmu_dot_move_ranks *xmu_dot_move_ranks (not for end users)*

Description

Variables will be moved from any existing rank to the new one. Setting a rank to "" will clear it.

Usage

```

xmu_dot_move_ranks(
  min = NULL,

```

```

    same = NULL,
    max = NULL,
    old_min,
    old_same,
    old_max
  )

```

Arguments

min	vars to group at top of plot
same	vars to group at the same level
max	vars to group at bottom of plot
old_min	vars to group at top of plot
old_same	vars to group at the same level
old_max	vars to group at bottom of plot

Value

- list(min=min, same=same, max=max)

See Also

Other xmu internal not for end user: [umxModel\(\)](#), [umxRenameMatrix\(\)](#), [umx_APA_pval\(\)](#), [umx_fun_mean_sd\(\)](#), [umx_get_bracket_addresses\(\)](#), [umx_make\(\)](#), [umx_standardize\(\)](#), [umx_string_to_algebra\(\)](#), [xmuHasSquareBrackets\(\)](#), [xmuLabel_MATRIX_Model\(\)](#), [xmuLabel_Matrix\(\)](#), [xmuLabel_RAM_Model\(\)](#), [xmuMI\(\)](#), [xmuMakeDeviationThresholdsMatrices\(\)](#), [xmuMakeOneHeadedPathsFromPathList\(\)](#), [xmuMakeTwoHeadedPathsFromPathList\(\)](#), [xmuMaxLevels\(\)](#), [xmuMinLevels\(\)](#), [xmuPropagateLabels\(\)](#), [xmuRAM2Ordinal\(\)](#), [xmuTwinSuper_Continuous\(\)](#), [xmuTwinSuper_NoBinary\(\)](#), [xmuTwinUpgradeMeansToCovariateModel\(\)](#), [xmu_CI_merge\(\)](#), [xmu_CI_stash\(\)](#), [xmu_DF_to_mxData_TypeCov\(\)](#), [xmu_PadAndPruneForDefVars\(\)](#), [xmu_bracket_address2rclabel\(\)](#), [xmu_cell_is_on\(\)](#), [xmu_check_levels_identical\(\)](#), [xmu_check_needs_means\(\)](#), [xmu_check_variance\(\)](#), [xmu_clean_label\(\)](#), [xmu_data_missing\(\)](#), [xmu_data_swap_a_block\(\)](#), [xmu_describe_data_WLS\(\)](#), [xmu_dot_make_paths\(\)](#), [xmu_dot_make_residuals\(\)](#), [xmu_dot_maker\(\)](#), [xmu_dot_rank_str\(\)](#), [xmu_extract_column\(\)](#), [xmu_get_CI\(\)](#), [xmu_lavaan_process_group\(\)](#), [xmu_make_TwinSuperModel\(\)](#), [xmu_make_bin_cont_pair_data\(\)](#), [xmu_make_mxData\(\)](#), [xmu_match.arg\(\)](#), [xmu_name_from_lavaan_str\(\)](#), [xmu_path2twin\(\)](#), [xmu_path_regex\(\)](#), [xmu_print_algebras\(\)](#), [xmu_rclabel_2_bracket_address\(\)](#), [xmu_relevel_factors\(\)](#), [xmu_safe_run_summary\(\)](#), [xmu_set_sep_from_suffi](#), [xmu_show_fit_or_comparison\(\)](#), [xmu_simplex_corner\(\)](#), [xmu_standardize_ACE\(\)](#), [xmu_standardize_ACEcov\(\)](#), [xmu_standardize_ACEv\(\)](#), [xmu_standardize_CP\(\)](#), [xmu_standardize_IP\(\)](#), [xmu_standardize_RAM\(\)](#), [xmu_standardize_SexLim\(\)](#), [xmu_standardize_Simplex\(\)](#), [xmu_start_value_list\(\)](#), [xmu_starts\(\)](#), [xmu_summary_RAM_group_parameters\(\)](#), [xmu_twin_add_WeightMatrices\(\)](#), [xmu_twin_check\(\)](#), [xmu_twin_get_var_names\(\)](#), [xmu_twin_make_def_means_mats_and_alg\(\)](#), [xmu_twin_upgrade_selDvs2SelVars\(\)](#)

Examples

```

old_min = c("min1", "min2")
old_same = c("s1", "s2")
old_max = paste0("x", 1:3)

```

```
# Add L1 to min
xmu_dot_move_ranks(min = "L1", old_min= old_min, old_same= old_same, old_max= old_max)

# Move min1 to max
xmu_dot_move_ranks(max = "min1", old_min= old_min, old_same= old_same, old_max= old_max)

# Clear min
xmu_dot_move_ranks(min = "", old_min= old_min, old_same= old_same, old_max= old_max)
```

xmu_dot_rank

Helper to make a graphviz rank string

Description

Given a list of names, this filters the list, and returns a graphviz string to force them into the given rank. e.g. "{rank=same; as1};"

Usage

```
xmu_dot_rank(vars, pattern, rank)
```

Arguments

vars	a list of strings
pattern	regular expression to filter vars
rank	"same", "max", "min"

Value

string

See Also

- [xmu_dot_define_shapes\(\)](#)

Other Graphviz: [xmu_dot_define_shapes\(\)](#), [xmu_dot_make_paths\(\)](#), [xmu_dot_make_residuals\(\)](#), [xmu_dot_maker\(\)](#), [xmu_dot_mat2dot\(\)](#)

Examples

```
xmu_dot_rank(c("as1"), "^[ace]s[0-9]+$", "same")
```

xmu_dot_rank_str *xmu_dot_rank_str (not for end users)*

Description

xmu_dot_rank_str (not for end users)

Usage

```
xmu_dot_rank_str(min = NULL, same = NULL, max = NULL)
```

Arguments

min	vars to group at top of plot
same	vars to group at the same level
max	vars to group at bottom of plot

Value

- GraphViz rank string

See Also

Other xmu internal not for end user: `umxModel()`, `umxRenameMatrix()`, `umx_APA_pval()`, `umx_fun_mean_sd()`, `umx_get_bracket_addresses()`, `umx_make()`, `umx_standardize()`, `umx_string_to_algebra()`, `xmuHasSquareBrackets()`, `xmuLabel_MATRIX_Model()`, `xmuLabel_Matrix()`, `xmuLabel_RAM_Model()`, `xmuMI()`, `xmuMakeDeviationThresholdsMatrices()`, `xmuMakeOneHeadedPathsFromPathList()`, `xmuMakeTwoHeadedPathsFromPathList()`, `xmuMaxLevels()`, `xmuMinLevels()`, `xmuPropagateLabels()`, `xmuRAM2Ordinal()`, `xmuTwinSuper_Continuous()`, `xmuTwinSuper_NoBinary()`, `xmuTwinUpgradeMeansToCovariateModel()`, `xmu_CI_merge()`, `xmu_CI_stash()`, `xmu_DF_to_mxData_TypeCov()`, `xmu_PadAndPruneForDefVars()`, `xmu_bracket_address2rclabel()`, `xmu_cell_is_on()`, `xmu_check_levels_identical()`, `xmu_check_needs_means()`, `xmu_check_variance()`, `xmu_clean_label()`, `xmu_data_missing()`, `xmu_data_swap_a_block()`, `xmu_describe_data_WLS()`, `xmu_dot_make_paths()`, `xmu_dot_make_residuals()`, `xmu_dot_maker()`, `xmu_dot_move_ranks()`, `xmu_extract_column()`, `xmu_get_CI()`, `xmu_lavaan_process_group()`, `xmu_make_TwinSuperModel()`, `xmu_make_bin_cont_pair_data()`, `xmu_make_mxData()`, `xmu_match.arg()`, `xmu_name_from_lavaan_str()`, `xmu_path2twin()`, `xmu_path_regex()`, `xmu_print_algebras()`, `xmu_rclabel_2_bracket_address()`, `xmu_relevel_factors()`, `xmu_safe_run_summary()`, `xmu_set_sep_from_suffi`, `xmu_show_fit_or_comparison()`, `xmu_simplex_corner()`, `xmu_standardize_ACE()`, `xmu_standardize_ACEcov()`, `xmu_standardize_ACEv()`, `xmu_standardize_CP()`, `xmu_standardize_IP()`, `xmu_standardize_RAM()`, `xmu_standardize_SexLim()`, `xmu_standardize_Simplex()`, `xmu_start_value_list()`, `xmu_starts()`, `xmu_summary_RAM_group_parameters()`, `xmu_twin_add_WeightMatrices()`, `xmu_twin_check()`, `xmu_twin_get_var_names()`, `xmu_twin_make_def_means_mats_and_alg()`, `xmu_twin_upgrade_selDvs2SelVars()`

Examples

```
xmu_dot_rank_str(min = "L1", same = c("x1", "x2"), max = paste0("e", 1:3))
```

xmu_equate_threshold_values

Equate Threshold Values Across Columns in a Model

Description

This function sets the threshold values for multiple columns in a model to be equal to the threshold values of the first specified column. It is useful in contexts where consistent threshold values are needed across different variables for statistical modeling.

Usage

```
xmu_equate_threshold_values(model, x_cols)
```

Arguments

model	A model object that contains threshold values in its 'deviations_for_thresh' slot.
x_cols	A character vector specifying the names of the columns whose thresholds will be equated.

Value

The modified model object with equated threshold values across the specified columns.

Examples

```
## Not run:
# Assumes `my_model` is a previously defined threshold model
# and has columns "var1", "var2", and "var3" in deviations_for_thresh$values
updated_model = xmu_equate_threshold_values(my_model, x_cols = c("var1", "var2", "var3"))

## End(Not run)
```

xmu_extract_column

Get one or more columns from mzData or regular data.frame

Description

same effect as `df[, col]` but works for `OpenMx::mxData()` and check the names are present

Usage

```
xmu_extract_column(data, col, drop = FALSE)
```

Arguments

data	mxData or data.frame
col	the name(s) of the column(s) to extract
drop	whether to drop the structure of the data.frame when extracting one column

Value

- column of data

See Also

Other xmu internal not for end user: `umxModel()`, `umxRenameMatrix()`, `umx_APA_pval()`, `umx_fun_mean_sd()`, `umx_get_bracket_addresses()`, `umx_make()`, `umx_standardize()`, `umx_string_to_algebra()`, `xmuHasSquareBrackets()`, `xmuLabel_MATRIX_Model()`, `xmuLabel_Matrix()`, `xmuLabel_RAM_Model()`, `xmuMI()`, `xmuMakeDeviationThresholdsMatrices()`, `xmuMakeOneHeadedPathsFromPathList()`, `xmuMakeTwoHeadedPathsFromPathList()`, `xmuMaxLevels()`, `xmuMinLevels()`, `xmuPropagateLabels()`, `xmuRAM2Ordinal()`, `xmuTwinSuper_Continuous()`, `xmuTwinSuper_NoBinary()`, `xmuTwinUpgradeMeansToCovariateModel()`, `xmu_CI_merge()`, `xmu_CI_stash()`, `xmu_DF_to_mxData_TypeCov()`, `xmu_PadAndPruneForDefVars()`, `xmu_bracket_address2rclabel()`, `xmu_cell_is_on()`, `xmu_check_levels_identical()`, `xmu_check_needs_means()`, `xmu_check_variance()`, `xmu_clean_label()`, `xmu_data_missing()`, `xmu_data_swap_a_block()`, `xmu_describe_data_WLS()`, `xmu_dot_make_paths()`, `xmu_dot_make_residuals()`, `xmu_dot_maker()`, `xmu_dot_move_ranks()`, `xmu_dot_rank_str()`, `xmu_get_CI()`, `xmu_lavaan_process_group()`, `xmu_make_TwinSuperModel()`, `xmu_make_bin_cont_pair_data()`, `xmu_make_mxData()`, `xmu_match.arg()`, `xmu_name_from_lavaan_str()`, `xmu_path2twin()`, `xmu_path_regex()`, `xmu_print_algebras()`, `xmu_rclabel_2_bracket_address()`, `xmu_relevel_factors()`, `xmu_safe_run_summary()`, `xmu_set_sep_from_suffi`, `xmu_show_fit_or_comparison()`, `xmu_simplex_corner()`, `xmu_standardize_ACE()`, `xmu_standardize_ACEcov()`, `xmu_standardize_ACEv()`, `xmu_standardize_CP()`, `xmu_standardize_IP()`, `xmu_standardize_RAM()`, `xmu_standardize_SexLim()`, `xmu_standardize_Simplex()`, `xmu_start_value_list()`, `xmu_starts()`, `xmu_summary_RAM_group_parameters()`, `xmu_twin_add_WeightMatrices()`, `xmu_twin_check()`, `xmu_twin_get_var_names()`, `xmu_twin_make_def_means_mats_and_alg()`, `xmu_twin_upgrade_selDvs2SelVars()`

Examples

```
xmu_extract_column(mtcars, "wt")
xmu_extract_column(mxData(mtcars, type = "raw"), "wt")
xmu_extract_column(mxData(mtcars, type = "raw"), "wt", drop=TRUE)
xmu_extract_column(mxData(mtcars, type = "raw"), c("wt", "mpg"))
```

xmu_get_CI

Look up and report CIs for free parameters

Description

Look up CIs for free parameters in a model, and return as APA-formatted text string. If std are available, then these are reported.

Usage

```
xmu_get_CI(
  model,
  label,
  prefix = "top.",
  suffix = "_std",
  digits = 2,
  SEstyle = FALSE,
  verbose = FALSE
)
```

Arguments

model	an <code>OpenMx::mxModel()</code> to get CIs from
label	the label of the cell to interrogate for a CI, e.g. "ai_r1c1"
prefix	The submodel to look in (default = "top.")
suffix	The suffix for algebras when standardized (default = "_std")
digits	Rounding digits.
SEstyle	If TRUE, report "b(se)" instead of b CI95[l,u] (default = FALSE)
verbose	= FALSE

Value

- the CI string, e.g. ".73[-.20, .98]" or .73(.10)

References

- <https://tbates.github.io>, <https://github.com/tbates/umx>

See Also

Other xmu internal not for end user: `umxModel()`, `umxRenameMatrix()`, `umx_APA_pval()`, `umx_fun_mean_sd()`, `umx_get_bracket_addresses()`, `umx_make()`, `umx_standardize()`, `umx_string_to_algebra()`, `xmuHasSquareBrackets()`, `xmuLabel_MATRIX_Model()`, `xmuLabel_Matrix()`, `xmuLabel_RAM_Model()`, `xmuMI()`, `xmuMakeDeviationThresholdsMatrices()`, `xmuMakeOneHeadedPathsFromPathList()`, `xmuMakeTwoHeadedPathsFromPathList()`, `xmuMaxLevels()`, `xmuMinLevels()`, `xmuPropagateLabels()`, `xmuRAM2Ordinal()`, `xmuTwinSuper_Continuous()`, `xmuTwinSuper_NoBinary()`, `xmuTwinUpgradeMeansToCovariateModel()`, `xmu_CI_merge()`, `xmu_CI_stash()`, `xmu_DF_to_mxData_TypeCov()`, `xmu_PadAndPruneForDefVars()`, `xmu_bracket_address2rclabel()`, `xmu_cell_is_on()`, `xmu_check_levels_identical()`, `xmu_check_needs_means()`, `xmu_check_variance()`, `xmu_clean_label()`, `xmu_data_missing()`, `xmu_data_swap_a_block()`, `xmu_describe_data_WLS()`, `xmu_dot_make_paths()`, `xmu_dot_make_residuals()`, `xmu_dot_maker()`, `xmu_dot_move_ranks()`, `xmu_dot_rank_str()`, `xmu_extract_column()`, `xmu_lavaan_process_group()`, `xmu_make_TwinSuperModel()`, `xmu_make_bin_cont_pair_data()`, `xmu_make_mxData()`, `xmu_match.arg()`, `xmu_name_from_lavaan_str()`, `xmu_path2twin()`, `xmu_path_regex()`, `xmu_print_algebras()`, `xmu_rclabel_2_bracket_address()`, `xmu_relevel_factors()`, `xmu_safe_run_summary()`, `xmu_set_sep_from_suffi`, `xmu_show_fit_or_comparison()`, `xmu_simplex_corner()`, `xmu_standardize_ACE()`, `xmu_standardize_ACEcov()`, `xmu_standardize_ACEv()`, `xmu_standardize_CP()`, `xmu_standardize_IP()`, `xmu_standardize_RAM()`,

```
xmu_standardize_SexLim(), xmu_standardize_Simplex(), xmu_start_value_list(), xmu_starts(),
xmu_summary_RAM_group_parameters(), xmu_twin_add_WeightMatrices(), xmu_twin_check(),
xmu_twin_get_var_names(), xmu_twin_make_def_means_mats_and_alg(), xmu_twin_upgrade_selDvs2SelVars()
```

Examples

```
## Not run:
require(umx); data(demoOneFactor)
manifests = names(demoOneFactor)

tmp = umxRAM("get_CI_example", data = demoOneFactor, type = "cov",
  umxPath("G", to = manifests),
  umxPath(var = manifests),
  umxPath(var = "G", fixedAt = 1)
)
tmp = umxCi(tmp, run= "yes")

# Get CI by parameter label
xmu_get_CI(model= tmp, "x1_with_x1")
xmu_get_CI(model= tmp, "x1_with_x1", SEstyle = TRUE, digits = 3)

# prefix (submodel) and suffix (e.g. std) are ignored if not needed
xmu_get_CI(model= tmp, "x1_with_x1", prefix = "top.", suffix = "_std")

xmu_get_CI(fit_IP, label = "ai_r1c1", prefix = "top.", suffix = "_std")
xmu_get_CI(fit_IP, label = "ai_r1c1", prefix = "top.", SEstyle = TRUE, suffix = "_std")

## End(Not run)
```

```
xmu_lavaan_process_group
```

Process table of paths to model

Description

Process a set of lavaan tables rows forming a group (Model). Returns empty arrays if no rows matching the requested group are found.

Usage

```
xmu_lavaan_process_group(tab, groupNum)
```

Arguments

tab	a parameter table
groupNum	group number to filter table on

Value

- list(plist=plist, latents = latents, manifests = manifests)

See Also

- [umxLav2RAM\(\)](#)

Other xmu internal not for end user: [umxModel\(\)](#), [umxRenameMatrix\(\)](#), [umx_APA_pval\(\)](#), [umx_fun_mean_sd\(\)](#), [umx_get_bracket_addresses\(\)](#), [umx_make\(\)](#), [umx_standardize\(\)](#), [umx_string_to_algebra\(\)](#), [xmuHasSquareBrackets\(\)](#), [xmuLabel_MATRIX_Model\(\)](#), [xmuLabel_Matrix\(\)](#), [xmuLabel_RAM_Model\(\)](#), [xmuMI\(\)](#), [xmuMakeDeviationThresholdsMatrices\(\)](#), [xmuMakeOneHeadedPathsFromPathList\(\)](#), [xmuMakeTwoHeadedPathsFromPathList\(\)](#), [xmuMaxLevels\(\)](#), [xmuMinLevels\(\)](#), [xmuPropagateLabels\(\)](#), [xmuRAM2Ordinal\(\)](#), [xmuTwinSuper_Continuous\(\)](#), [xmuTwinSuper_NoBinary\(\)](#), [xmuTwinUpgradeMeansToCovariateModel\(\)](#), [xmu_CI_merge\(\)](#), [xmu_CI_stash\(\)](#), [xmu_DF_to_mxData_TypeCov\(\)](#), [xmu_PadAndPruneForDefVars\(\)](#), [xmu_bracket_address2rclabel\(\)](#), [xmu_cell_is_on\(\)](#), [xmu_check_levels_identical\(\)](#), [xmu_check_needs_means\(\)](#), [xmu_check_variance\(\)](#), [xmu_clean_label\(\)](#), [xmu_data_missing\(\)](#), [xmu_data_swap_a_block\(\)](#), [xmu_describe_data_WLS\(\)](#), [xmu_dot_make_paths\(\)](#), [xmu_dot_make_residuals\(\)](#), [xmu_dot_maker\(\)](#), [xmu_dot_move_ranks\(\)](#), [xmu_dot_rank_str\(\)](#), [xmu_extract_column\(\)](#), [xmu_get_CI\(\)](#), [xmu_make_TwinSuperModel\(\)](#), [xmu_make_bin_cont_pair_data\(\)](#), [xmu_make_mxData\(\)](#), [xmu_match.arg\(\)](#), [xmu_name_from_lavaan_str\(\)](#), [xmu_path2twin\(\)](#), [xmu_path_regex\(\)](#), [xmu_print_algebras\(\)](#), [xmu_rclabel_2_bracket_address\(\)](#), [xmu_relevel_factors\(\)](#), [xmu_safe_run_summary\(\)](#), [xmu_set_sep_from_suffix\(\)](#), [xmu_show_fit_or_comparison\(\)](#), [xmu_simplex_corner\(\)](#), [xmu_standardize_ACE\(\)](#), [xmu_standardize_ACEcov\(\)](#), [xmu_standardize_ACEv\(\)](#), [xmu_standardize_CP\(\)](#), [xmu_standardize_IP\(\)](#), [xmu_standardize_RAM\(\)](#), [xmu_standardize_SexLim\(\)](#), [xmu_standardize_Simplex\(\)](#), [xmu_start_value_list\(\)](#), [xmu_starts\(\)](#), [xmu_summary_RAM_group_parameters\(\)](#), [xmu_twin_add_WeightMatrices\(\)](#), [xmu_twin_check\(\)](#), [xmu_twin_get_var_names\(\)](#), [xmu_twin_make_def_means_matrices\(\)](#), [xmu_twin_upgrade_selDvs2SelVars\(\)](#)

Examples

```
## Not run:
tab = lavaan::lavaanify("y~x")
xmu_lavaan_process_group(tab, groupNum = 1)
xmu_lavaan_process_group(tab, groupNum = 0)

## End(Not run)
```

```
xmu_make_bin_cont_pair_data
```

Make pairs of bin & continuous columns to represent censored data

Description

Takes a dataframe of left-censored variables (vars with a floor effect) and does two things to it: 1. It creates new binary (1/0) copies of each column (with the suffix "bin"). These contain 0 where the variable is below the minimum and NA otherwise. 2. In each existing variable, it sets all instances of min for that var to NA

Usage

```
xmu_make_bin_cont_pair_data(data, vars = NULL, suffixes = NULL)
```

Arguments

data	A [data.frame()] to convert
vars	The variables to process
suffixes	Suffixes if the data are family (wide, more than one persona on a row)

Value

- copy of the dataframe with new binary variables and censoring

See Also

Other xmu internal not for end user: `umxModel()`, `umxRenameMatrix()`, `umx_APA_pval()`, `umx_fun_mean_sd()`, `umx_get_bracket_addresses()`, `umx_make()`, `umx_standardize()`, `umx_string_to_algebra()`, `xmuHasSquareBrackets()`, `xmuLabel_MATRIX_Model()`, `xmuLabel_Matrix()`, `xmuLabel_RAM_Model()`, `xmuMI()`, `xmuMakeDeviationThresholdsMatrices()`, `xmuMakeOneHeadedPathsFromPathList()`, `xmuMakeTwoHeadedPathsFromPathList()`, `xmuMaxLevels()`, `xmuMinLevels()`, `xmuPropagateLabels()`, `xmuRAM2Ordinal()`, `xmuTwinSuper_Continuous()`, `xmuTwinSuper_NoBinary()`, `xmuTwinUpgradeMeansToCovariateModel()`, `xmu_CI_merge()`, `xmu_CI_stash()`, `xmu_DF_to_mxData_TypeCov()`, `xmu_PadAndPruneForDefVars()`, `xmu_bracket_address2rclabel()`, `xmu_cell_is_on()`, `xmu_check_levels_identical()`, `xmu_check_needs_means()`, `xmu_check_variance()`, `xmu_clean_label()`, `xmu_data_missing()`, `xmu_data_swap_a_block()`, `xmu_describe_data_WLS()`, `xmu_dot_make_paths()`, `xmu_dot_make_residuals()`, `xmu_dot_maker()`, `xmu_dot_move_ranks()`, `xmu_dot_rank_str()`, `xmu_extract_column()`, `xmu_get_CI()`, `xmu_lavaan_process_group()`, `xmu_make_TwinSuperModel()`, `xmu_make_mxData()`, `xmu_match.arg()`, `xmu_name_from_lavaan_str()`, `xmu_path2twin()`, `xmu_path_regex()`, `xmu_print_algebras()`, `xmu_rclabel_2_bracket_address()`, `xmu_relevel_factors()`, `xmu_safe_run_summary()`, `xmu_set_sep_from_suffix()`, `xmu_show_fit_or_comparison()`, `xmu_simplex_corner()`, `xmu_standardize_ACE()`, `xmu_standardize_ACEcov()`, `xmu_standardize_ACEv()`, `xmu_standardize_CP()`, `xmu_standardize_IP()`, `xmu_standardize_RAM()`, `xmu_standardize_SexLim()`, `xmu_standardize_Simplex()`, `xmu_start_value_list()`, `xmu_starts()`, `xmu_summary_RAM_group_parameters()`, `xmu_twin_add_WeightMatrices()`, `xmu_twin_check()`, `xmu_twin_get_var_names()`, `xmu_twin_make_def_means_matrices()`, `xmu_twin_upgrade_selDvs2SelVars()`

Examples

```
df = xmu_make_bin_cont_pair_data(mtcars, vars = c("mpg"))
str(df)
df[order(df$mpg), c(1,12)]
# Introduce a floor effect
tmp = mtcars; tmp$mpg[tmp$mpg<=15]=15
tmp$mpg_T1 = tmp$mpg_T2 = tmp$mpg
df = xmu_make_bin_cont_pair_data(tmp, vars = c("mpg"), suffixes = c("_T1", "_T2"))
df[order(df$mpg), 12:15]
```

xmu_make_mxData *Upgrade a dataframe to an mxData type.*

Description

xmu_make_mxData is an internal function to upgrade a dataframe to mxData. It can also drop variables and rows from the dataframe. The most common use will be to give it a dataframe, and get back an mxData object of type raw, cov, cor (WLS is just raw).

Usage

```
xmu_make_mxData(
  data = NULL,
  type = c("Auto", "FIML", "cov", "cor", "WLS", "DWLS", "ULS"),
  manifests = NULL,
  numObs = NULL,
  weight = NULL,
  fullCovs = NULL,
  dropMissingDef = TRUE,
  verbose = FALSE,
  use = "pairwise.complete.obs"
)
```

Arguments

data	A <code>data.frame()</code> or <code>OpenMx::mxData()</code>
type	What data type is wanted out (<code>c("Auto", "FIML", "cov", "cor", "WLS", "DWLS", "ULS")</code>)
manifests	If set, only these variables will be retained.
numObs	Only needed if you pass in a cov/cor matrix wanting this to be upgraded to mxData
weight	Passes weight values to mxData
fullCovs	Covariate names if any (NULL = none) These are checked by dropMissingDef
dropMissingDef	Whether to automatically drop missing def var rows for the user (default = TRUE). You get a polite note.
verbose	If verbose, report on columns kept and dropped (default FALSE)
use	When type = cov or cor, should this drop NAs? (use = "pairwise.complete.obs" by default, with a polite note)

Value

- `OpenMx::mxData()`

See Also

Other xmu internal not for end user: `umxModel()`, `umxRenameMatrix()`, `umx_APA_pval()`, `umx_fun_mean_sd()`, `umx_get_bracket_addresses()`, `umx_make()`, `umx_standardize()`, `umx_string_to_algebra()`, `xmuHasSquareBrackets()`, `xmuLabel_MATRIX_Model()`, `xmuLabel_Matrix()`, `xmuLabel_RAM_Model()`, `xmuMI()`, `xmuMakeDeviationThresholdsMatrices()`, `xmuMakeOneHeadedPathsFromPathList()`, `xmuMakeTwoHeadedPathsFromPathList()`, `xmuMaxLevels()`, `xmuMinLevels()`, `xmuPropagateLabels()`, `xmuRAM2Ordinal()`, `xmuTwinSuper_Continuous()`, `xmuTwinSuper_NoBinary()`, `xmuTwinUpgradeMeansToCovariateModel()`, `xmu_CI_merge()`, `xmu_CI_stash()`, `xmu_DF_to_mxData_TypeCov()`, `xmu_PadAndPruneForDefVars()`, `xmu_bracket_address2rclabel()`, `xmu_cell_is_on()`, `xmu_check_levels_identical()`, `xmu_check_needs_means()`, `xmu_check_variance()`, `xmu_clean_label()`, `xmu_data_missing()`, `xmu_data_swap_a_block()`, `xmu_describe_data_WLS()`, `xmu_dot_make_paths()`, `xmu_dot_make_residuals()`, `xmu_dot_maker()`, `xmu_dot_move_ranks()`, `xmu_dot_rank_str()`, `xmu_extract_column()`, `xmu_get_CI()`, `xmu_lavaan_process_group()`, `xmu_make_TwinSuperModel()`, `xmu_make_bin_cont_pair_data()`, `xmu_match.arg()`, `xmu_name_from_lavaan_str()`, `xmu_path2twin()`, `xmu_path_regex()`, `xmu_print_algebras()`, `xmu_rclabel_2_bracket_address()`, `xmu_relevel_factors()`, `xmu_safe_run_summary()`, `xmu_set_sep_from_suffix()`, `xmu_show_fit_or_comparison()`, `xmu_simplex_corner()`, `xmu_standardize_ACE()`, `xmu_standardize_ACEcov()`, `xmu_standardize_ACEv()`, `xmu_standardize_CP()`, `xmu_standardize_IP()`, `xmu_standardize_RAM()`, `xmu_standardize_SexLim()`, `xmu_standardize_Simplex()`, `xmu_start_value_list()`, `xmu_starts()`, `xmu_summary_RAM_group_parameters()`, `xmu_twin_add_WeightMatrices()`, `xmu_twin_check()`, `xmu_twin_get_var_names()`, `xmu_twin_make_def_means_matrices()`, `xmu_twin_upgrade_selDvs2SelVars()`

Examples

```
# =====
# = Continuous ML example =
# =====
data(mtcars)
tmp = xmu_make_mxData(data= mtcars, type = "Auto"); # class(tmp); # "MxDataStatic"
# names(tmp$observed) # "mpg" "cyl" "disp"
manVars = c("mpg", "cyl", "disp")
tmp = xmu_make_mxData(data= mtcars, type = "Auto", manifests = manVars);
tmp$type == "raw" # TRUE

# =====
# = All continuous WLS example =
# =====
tmp = xmu_make_mxData(data= mtcars, type = "WLS" , manifests = manVars, verbose= TRUE)
tmp$type == "raw" # TRUE (WLS is triggered by the fit function, not the data type)

# =====
# = Missing data WLS example =
# =====
tmp = mtcars; tmp[1, "mpg"] = NA # add NA
tmp = xmu_make_mxData(data= tmp, type = "WLS", manifests = manVars, verbose= TRUE)

## Not run:
# =====
# = already mxData example =
# =====
m1 = umxRAM("auto", data = mxData(mtcars, type = "raw"),
```

```

umxPath(var= "wt"),
umxPath(mean= "wt")
)

## End(Not run)

# =====
# = Cov and cor examples =
# =====
tmp = xmu_make_mxData(data= mtcars, type = "cov", manifests = c("mpg", "cyl"))
tmp = xmu_make_mxData(data= mtcars, type = "cor", manifests = c("mpg", "cyl"))
tmp = xmu_make_mxData(data= cov(mtcars[, c("mpg", "cyl")]),
                      type = "cov", manifests = c("mpg", "cyl"), numObs=200)

# mxData input examples
tmp = mxData(cov(mtcars[, c("mpg", "cyl")]), type = "cov", numObs= 100)
xmu_make_mxData(data= tmp, type = "cor", manifests = c("mpg", "cyl")) # consume mxData
xmu_make_mxData(data= tmp, type = "cor", manifests = c("mpg")) # trim existing mxData
xmu_make_mxData(data= tmp, type = "cor") # no manifests specified (use all)
xmu_make_mxData(data= tmp, manifests = c("mpg", "cyl")) # auto

# =====
# = Pass string through =
# =====
xmu_make_mxData(data= c("a", "b", "c"), type = "Auto")

```

```
xmu_make_TwinSuperModel
```

Helper to make a basic top, MZ, and DZ model.

Description

xmu_make_TwinSuperModel makes basic twin model containing top, MZ, and DZ models. It intelligently handles thresholds for ordinal data, and means model for covariates matrices in the twin models if needed.

It's the replacement for xmu_assemble_twin_supermodel approach.

Usage

```

xmu_make_TwinSuperModel(
  name = "twin_super",
  mzData,
  dzData,
  selDVs,
  selCovs = NULL,
  sep = NULL,
  type = c("Auto", "FIML", "cov", "cor", "WLS", "DWLS", "ULS"),

```

```

allContinuousMethod = c("cumulants", "marginals"),
numObsMZ = NULL,
numObsDZ = NULL,
nSib = 2,
equateMeans = TRUE,
weightVar = NULL,
bVector = FALSE,
dropMissingDef = TRUE,
verbose = FALSE
)

```

Arguments

name	for the supermodel
mzData	Dataframe containing the MZ data
dzData	Dataframe containing the DZ data
selDVs	List of manifest base names (e.g. BMI, NOT 'BMI_T1') (OR, you don't set "sep", the full variable names)
selCovs	List of covariate base names (e.g. age, NOT 'age_T1') (OR, you don't set "sep", the full variable names)
sep	string used to expand selDVs into selVars, i.e., "_T" to expand BMI into BMI_T1 and BMI_T2 (optional but STRONGLY encouraged)
type	One of 'Auto', 'FIML', 'cov', 'cor', 'WLS', 'DWLS', or 'ULS'. Auto tries to react to the incoming mxData type (raw/cov).
allContinuousMethod	"cumulants" or "marginals". Used in all-continuous WLS data to determine if a means model needed.
numObsMZ	Number of MZ observations contributing (for summary data only)
numObsDZ	Number of DZ observations contributing (for summary data only)
nSib	Number of members per family (default = 2)
equateMeans	Whether to equate T1 and T2 means (default = TRUE).
weightVar	If provided, a vector objective will be used to weight the data. (default = NULL).
bVector	Whether to compute row-wise likelihoods (defaults to FALSE).
dropMissingDef	Whether to automatically drop missing def var rows for the user (default = TRUE). You get a polite note.
verbose	(default = FALSE)

Details

xmu_make_TwinSuperModel is used in twin models (e.g. `umxCP()`, `umxACE()` and `umxACEv()`) and will be added to the other models: `umxGxE()`, `umxIP()`, simplifying code maintenance.

It takes `mzData` and `dzData`, a list of the `selDVs` to analyse and optional `selCovs` (as well as `sep` and `nSib`), along with other relevant information such as whether the user wants to `equateMeans`. It can also handle a `weightVar`.

If covariates are passed in these are included in the means model (via a call to `xmuTwinUpgradeMeansToCovariateModel`).

Modeling

Matrices created

top model

For raw and WLS data, top contains a `expMeans` matrix (if needed). For summary data, the top model contains only a name.

For ordinal data, top gains `top.threshMat` (from a call to `umxThresholdMatrix()`).

For covariates, top stores the `intercepts` matrix and a `betaDef` matrix. These are then used to make `expMeans` in MZ and DZ.

MZ and DZ models

MZ and DZ contain the data, and an expectation referencing `top.expCovMZ` and `top.expMean`, and, `vector = bVector`. For continuous raw data, MZ and DZ contain `OpenMx::mxExpectationNormal()` and `OpenMx::mxFitFunctionML()`. For WLS these the fit function is switched to `OpenMx::mxFitFunctionWLS()` with appropriate type and `allContinuousMethod`.

For binary, a constraint and algebras are included to constrain $V_{tot} (A+C+E)$ to 1.

If a `weightVar` is detected, these columns are used to create a row-weighted MZ and DZ models.

If `equateMeans` is TRUE, then the Twin-2 vars in the mean matrix are equated by label with Twin-1.

Decent starts are guessed from the data. `varStarts` is computed as $\sqrt{\text{variance}}/3$ of the DVs and `meanStarts` as the variable means. For raw data, a check is made for ordered variables. For Binary variables, means are fixed at 0 and total variance $(A+C+E)$ is fixed at 1. For ordinal variables, the first 2 thresholds are fixed.

Where needed, e.g. continuous raw data, top adds a means matrix "expMean". For ordinal data, top adds a `umxThresholdMatrix()`.

If binary variables are present, matrices and a constraint to hold $A+C+E == 1$ are added to top.

If a weight variable is offered up, an `mzWeightMatrix` will be added.

Data handling

In terms of data handling, `xmu_make_TwinSuperModel` was primarily designed to take `data.frames` and process these into `mxData`. It can also, however, handle `cov` and `mxData` input.

It can process data into all the types supported by `mxData`.

Raw data input with a target of `cov` or `cor` type requires the `numObsMZ` and `numObsDZ` to be set.

Type "WLS", "DWLS", or "ULS", data remain raw, but are handled as WLS in the `OpenMx::mxFitFunctionWLS()`.

Unused columns are dropped.

If you pass in raw data, you can't request type `cov/cor` yet. Will work on this if desired.

Value

- `OpenMx::mxModel()`s for top, MZ and DZ.

See Also

Other xmu internal not for end user: `umxModel()`, `umxRenameMatrix()`, `umx_APA_pval()`, `umx_fun_mean_sd()`, `umx_get_bracket_addresses()`, `umx_make()`, `umx_standardize()`, `umx_string_to_algebra()`, `xmuHasSquareBrackets()`, `xmuLabel_MATRIX_Model()`, `xmuLabel_Matrix()`, `xmuLabel_RAM_Model()`, `xmuMI()`, `xmuMakeDeviationThresholdsMatrices()`, `xmuMakeOneHeadedPathsFromPathList()`, `xmuMakeTwoHeadedPathsFromPathList()`, `xmuMaxLevels()`, `xmuMinLevels()`, `xmuPropagateLabels()`, `xmuRAM2Ordinal()`, `xmuTwinSuper_Continuous()`, `xmuTwinSuper_NoBinary()`, `xmuTwinUpgradeMeansToCovariateModel()`, `xmu_CI_merge()`, `xmu_CI_stash()`, `xmu_DF_to_mxData_TypeCov()`, `xmu_PadAndPruneForDefVars()`, `xmu_bracket_address2rclabel()`, `xmu_cell_is_on()`, `xmu_check_levels_identical()`, `xmu_check_needs_means()`, `xmu_check_variance()`, `xmu_clean_label()`, `xmu_data_missing()`, `xmu_data_swap_a_block()`, `xmu_describe_data_WLS()`, `xmu_dot_make_paths()`, `xmu_dot_make_residuals()`, `xmu_dot_maker()`, `xmu_dot_move_ranks()`, `xmu_dot_rank_str()`, `xmu_extract_column()`, `xmu_get_CI()`, `xmu_lavaan_process_group()`, `xmu_make_bin_cont_pair_data()`, `xmu_make_mxData()`, `xmu_match.arg()`, `xmu_name_from_lavaan_str()`, `xmu_path2twin()`, `xmu_path_regex()`, `xmu_print_algebras()`, `xmu_rclabel_2_bracket_address()`, `xmu_relevel_factors()`, `xmu_safe_run_summary()`, `xmu_set_sep_from_suffix()`, `xmu_show_fit_or_comparison()`, `xmu_simplex_corner()`, `xmu_standardize_ACE()`, `xmu_standardize_ACEcov()`, `xmu_standardize_ACEv()`, `xmu_standardize_CP()`, `xmu_standardize_IP()`, `xmu_standardize_RAM()`, `xmu_standardize_SexLim()`, `xmu_standardize_Simplex()`, `xmu_start_value_list()`, `xmu_starts()`, `xmu_summary_RAM_group_parameters()`, `xmu_twin_add_WeightMatrices()`, `xmu_twin_check()`, `xmu_twin_get_var_names()`, `xmu_twin_make_def_means_matrices()`, `xmu_twin_upgrade_selDvs2SelVars()`

Examples

```
# =====
# = Continuous =
# =====
library(umx)
data(twinData)
twinData = umx_scale(twinData, varsToScale= c('ht1','ht2'))
mzData = twinData[twinData$zygosity %in% "MZFF",]
dzData = twinData[twinData$zygosity %in% "DZFF",]
m1= xmu_make_TwinSuperModel(mzData=mzData, dzData=dzData, selDVs=c("wt","ht"), sep="", nSib=2)
names(m1) # "top" "MZ" "DZ"
class(m1$MZ$fitfunction)[[1]] == "MxFitFunctionML"

# =====
# = With a covariate =
# =====

m1= xmu_make_TwinSuperModel(mzData=mzData, dzData=dzData,
selDVs= "wt", selCovs= "age", sep="", nSib=2)
m1$top$intercept$labels
m1$MZ$expMean

# =====
# = WLS example =
# =====
m1=xmu_make_TwinSuperModel(mzData=mzData, dzData=dzData,selDVs=c("wt","ht"),sep="", type="WLS")
class(m1$MZ$fitfunction)[[1]] == "MxFitFunctionWLS"
m1$MZ$fitfunction$type == "WLS"
```

```

# Check default all-continuous method
m1$MZ$fitfunction$continuousType == "cumulants"

# Choose non-default type (DWLS)
m1= xmu_make_TwinSuperModel(mzData= mzData, dzData= dzData,
selDVs= c("wt","ht"), sep="", type="DWLS")
m1$MZ$fitfunction$type == "DWLS"
class(m1$MZ$fitfunction)[[1]] == "MxFitFunctionWLS"

# Switch WLS method
m1 = xmu_make_TwinSuperModel(mzData= mzData, dzData= dzData, selDVs= c("wt","ht"), sep= "",
  type = "WLS", allContinuousMethod = "marginals")
m1$MZ$fitfunction$continuousType == "marginals"
class(m1$MZ$fitfunction)[[1]] == "MxFitFunctionWLS"

# =====
# = Bivariate continuous and ordinal example =
# =====
data(twinData)
selDVs = c("wt", "obese")
# Cut BMI column to form ordinal obesity variables
ordDVs      = c("obese1", "obese2")
obesityLevels = c('normal', 'overweight', 'obese')
cutPoints    = quantile(twinData[, "bmi1"], probs = c(.5, .2), na.rm = TRUE)
twinData$obese1 = cut(twinData$bmi1, breaks = c(-Inf, cutPoints, Inf), labels = obesityLevels)
twinData$obese2 = cut(twinData$bmi2, breaks = c(-Inf, cutPoints, Inf), labels = obesityLevels)
# Make the ordinal variables into mxFactors (ensure ordered is TRUE, and require levels)
twinData[, ordDVs] = umxFactor(twinData[, ordDVs])
mzData = twinData[twinData$zygosity %in% "MZFF",]
dzData = twinData[twinData$zygosity %in% "DZFF",]
m1 = xmu_make_TwinSuperModel(mzData= mzData, dzData= dzData, selDVs= selDVs, sep="", nSib= 2)
names(m1) # "top" "MZ" "DZ"

# =====
# = One binary =
# =====
data(twinData)
cutPoints    = quantile(twinData[, "bmi1"], probs = .2, na.rm = TRUE)
obesityLevels = c('normal', 'obese')
twinData$obese1 = cut(twinData$bmi1, breaks = c(-Inf, cutPoints, Inf), labels = obesityLevels)
twinData$obese2 = cut(twinData$bmi2, breaks = c(-Inf, cutPoints, Inf), labels = obesityLevels)
ordDVs = c("obese1", "obese2")
twinData[, ordDVs] = umxFactor(twinData[, ordDVs])
selDVs = c("wt", "obese")
mzData = twinData[twinData$zygosity %in% "MZFF",]
dzData = twinData[twinData$zygosity %in% "DZFF",]
m1 = xmu_make_TwinSuperModel(mzData= mzData, dzData= dzData, selDVs= selDVs, sep= "", nSib= 2)

# =====
# = Cov data (calls xmuTwinSuper_CovCor) =
# =====

```

```

data(twinData)
mzData =cov(twinData[twinData$zygosity %in% "MZFF", tvars(c("wt", "ht"), sep="")], use="complete")
dzData =cov(twinData[twinData$zygosity %in% "DZFF", tvars(c("wt", "ht"), sep="")], use="complete")
m1 = xmu_make_TwinSuperModel(mzData= mzData, dzData= dzData, selDVs= "wt", sep= "",
nSib= 2, numObsMZ = 100, numObsDZ = 100, verbose=TRUE)
class(m1$MZ$fitfunction)[[1]] == "MxFitFunctionML"
dimnames(m1$MZ$data$observed)[[1]]==c("wt1", "wt2")

```

xmu_match.arg

Select first item in list of options, while being flexible about choices.

Description

Like a smart version of `match.arg()`: Handles selecting parameter options when default is a list. Unlike `match.arg()` `xmu_match.arg` allows items not in the list.

Usage

```
xmu_match.arg(x, option_list, check = TRUE)
```

Arguments

x	the value chosen (may be the default option list)
option_list	A vector of valid options
check	Whether to check that single items are in the list. Set false to accept abbreviations (defaults to TRUE)

Value

- one validated option

References

- <https://github.com/tbates/umx>

See Also

- `match.arg()`

Other xmu internal not for end user: `umxModel()`, `umxRenameMatrix()`, `umx_APA_pval()`, `umx_fun_mean_sd()`, `umx_get_bracket_addresses()`, `umx_make()`, `umx_standardize()`, `umx_string_to_algebra()`, `xmuHasSquareBrackets()`, `xmuLabel_MATRIX_Model()`, `xmuLabel_Matrix()`, `xmuLabel_RAM_Model()`, `xmuMI()`, `xmuMakeDeviationThresholdsMatrices()`, `xmuMakeOneHeadedPathsFromPathList()`, `xmuMakeTwoHeadedPathsFromPathList()`, `xmuMaxLevels()`, `xmuMinLevels()`, `xmuPropagateLabels()`, `xmuRAM2Ordinal()`, `xmuTwinSuper_Continuous()`, `xmuTwinSuper_NoBinary()`, `xmuTwinUpgradeMeansToCovariateModel()`, `xmu_CI_merge()`, `xmu_CI_stash()`, `xmu_DF_to_mxData_TypeCov()`, `xmu_PadAndPruneForDefVars()`, `xmu_bracket_address2rclabel()`, `xmu_cell_is_on()`, `xmu_check_levels_identical()`, `xmu_check_needs_means()`,

```

xmu_check_variance(), xmu_clean_label(), xmu_data_missing(), xmu_data_swap_a_block(),
xmu_describe_data_WLS(), xmu_dot_make_paths(), xmu_dot_make_residuals(), xmu_dot_maker(),
xmu_dot_move_ranks(), xmu_dot_rank_str(), xmu_extract_column(), xmu_get_CI(), xmu_lavaan_process_group(),
xmu_make_TwinSuperModel(), xmu_make_bin_cont_pair_data(), xmu_make_mxData(), xmu_name_from_lavaan_str(),
xmu_path2twin(), xmu_path_regex(), xmu_print_algebras(), xmu_rclabel_2_bracket_address(),
xmu_relevel_factors(), xmu_safe_run_summary(), xmu_set_sep_from_suffix(), xmu_show_fit_or_comparison(),
xmu_simplex_corner(), xmu_standardize_ACE(), xmu_standardize_ACEcov(), xmu_standardize_ACEv(),
xmu_standardize_CP(), xmu_standardize_IP(), xmu_standardize_RAM(), xmu_standardize_SexLim(),
xmu_standardize_Simplex(), xmu_start_value_list(), xmu_starts(), xmu_summary_RAM_group_parameters(),
xmu_twin_add_WeightMatrices(), xmu_twin_check(), xmu_twin_get_var_names(), xmu_twin_make_def_means_mat,
xmu_twin_upgrade_selDvs2SelVars()

```

Examples

```

option_list = c("default", "par.observed", "empirical")

xmu_match.arg("par.observed", option_list)
xmu_match.arg("allow me", option_list, check = FALSE)
xmu_match.arg(option_list, option_list)
option_list = c(NULL, "par.observed", "empirical")
# fails with NULL!!!!
xmu_match.arg(option_list, option_list)
option_list = c(NA, "par.observed", "empirical")
xmu_match.arg(option_list, option_list) # use NA instead
option_list = c(TRUE, FALSE, NA)
xmu_match.arg(option_list, option_list) # works with non character
# An example of checking a bad item and stopping
## Not run:
tmp <- function(x= c("one", "two", "three")) {
  xmu_match.arg(x, option_list = c("one", "two", "three"))
}
testthat::expect_true(tmp() == "one")
testthat::expect_error(tmp("bad"))
tmp <- function(x= c("one", "two", "three")) {
  xmu_match.arg(x, option_list = c("one", "two", "three"), check = FALSE)
}
testthat::expect_true(tmp("OK") == "OK")
testthat::expect_error(tmp(), NA)

## End(Not run)

```

```
xmu_name_from_lavaan_str
```

Find name for model

Description

Use name if provided. If first line contains a #, uses this line as name. Else use default.

Usage

```
xmu_name_from_lavaan_str(lavaanString = NULL, name = NA, default = "m1")
```

Arguments

lavaanString A model string, possibly with # model name on line 1.
 name A desired model name (optional).
 default A default name if nothing else found.

Value

- A name string

References

- <https://github.com/tbates/umx>, <https://tbates.github.io>

See Also

- [umxRAM\(\)](#)

Other xmu internal not for end user: [umxModel\(\)](#), [umxRenameMatrix\(\)](#), [umx_APA_pval\(\)](#), [umx_fun_mean_sd\(\)](#), [umx_get_bracket_addresses\(\)](#), [umx_make\(\)](#), [umx_standardize\(\)](#), [umx_string_to_algebra\(\)](#), [xmuHasSquareBrackets\(\)](#), [xmuLabel_MATRIX_Model\(\)](#), [xmuLabel_Matrix\(\)](#), [xmuLabel_RAM_Model\(\)](#), [xmuMI\(\)](#), [xmuMakeDeviationThresholdsMatrices\(\)](#), [xmuMakeOneHeadedPathsFromPathList\(\)](#), [xmuMakeTwoHeadedPathsFromPathList\(\)](#), [xmuMaxLevels\(\)](#), [xmuMinLevels\(\)](#), [xmuPropagateLabels\(\)](#), [xmuRAM2Ordinal\(\)](#), [xmuTwinSuper_Continuous\(\)](#), [xmuTwinSuper_NoBinary\(\)](#), [xmuTwinUpgradeMeansToCovariateModel\(\)](#), [xmu_CI_merge\(\)](#), [xmu_CI_stash\(\)](#), [xmu_DF_to_mxData_TypeCov\(\)](#), [xmu_PadAndPruneForDefVars\(\)](#), [xmu_bracket_address2rclabel\(\)](#), [xmu_cell_is_on\(\)](#), [xmu_check_levels_identical\(\)](#), [xmu_check_needs_means\(\)](#), [xmu_check_variance\(\)](#), [xmu_clean_label\(\)](#), [xmu_data_missing\(\)](#), [xmu_data_swap_a_block\(\)](#), [xmu_describe_data_WLS\(\)](#), [xmu_dot_make_paths\(\)](#), [xmu_dot_make_residuals\(\)](#), [xmu_dot_maker\(\)](#), [xmu_dot_move_ranks\(\)](#), [xmu_dot_rank_str\(\)](#), [xmu_extract_column\(\)](#), [xmu_get_CI\(\)](#), [xmu_lavaan_process_group\(\)](#), [xmu_make_TwinSuperModel\(\)](#), [xmu_make_bin_cont_pair_data\(\)](#), [xmu_make_mxData\(\)](#), [xmu_match.arg\(\)](#), [xmu_path2twin\(\)](#), [xmu_path_regex\(\)](#), [xmu_print_algebras\(\)](#), [xmu_rclabel_2_bracket_address\(\)](#), [xmu_relevel_factors\(\)](#), [xmu_safe_run_summary\(\)](#), [xmu_set_sep_from_suffix\(\)](#), [xmu_show_fit_or_comparison\(\)](#), [xmu_simplex_corner\(\)](#), [xmu_standardize_ACE\(\)](#), [xmu_standardize_ACEcov\(\)](#), [xmu_standardize_ACEv\(\)](#), [xmu_standardize_CP\(\)](#), [xmu_standardize_IP\(\)](#), [xmu_standardize_RAM\(\)](#), [xmu_standardize_SexLim\(\)](#), [xmu_standardize_Simplex\(\)](#), [xmu_start_value_list\(\)](#), [xmu_starts\(\)](#), [xmu_summary_RAM_group_parameters\(\)](#), [xmu_twin_add_WeightMatrices\(\)](#), [xmu_twin_check\(\)](#), [xmu_twin_get_var_names\(\)](#), [xmu_twin_make_def_means_matrices\(\)](#), [xmu_twin_upgrade_selDvs2SelVars\(\)](#)

Examples

```
"m1" == xmu_name_from_lavaan_str("x~~x")
"bob" == xmu_name_from_lavaan_str(name = "bob")
"my_model" == xmu_name_from_lavaan_str("# my model")
```

xmu_PadAndPruneForDefVars

Where all data are missing for a twin, add default values for definition variables, allowing the row to be kept

Description

Replaces NAs in definition slots with the mean for that variable ONLY where all data are missing for that twin.

Usage

```
xmu_PadAndPruneForDefVars(
  df,
  varNames,
  defNames,
  suffixes,
  highDefValue = 99,
  rm = c("drop_missing_def", "pad_with_mean")
)
```

Arguments

df	The dataframe to process
varNames	list of names of the variables being analysed
defNames	list of covariates
suffixes	that map names on columns in df (i.e., c("T1", "T2"))
highDefValue	What to replace missing definition variables (covariates) with. Default = 99
rm	= how to handle missing values in the varNames. Default is "drop_missing_def", "pad_with_mean")

Value

- dataframe

See Also

Other xmu internal not for end user: [umxModel\(\)](#), [umxRenameMatrix\(\)](#), [umx_APA_pval\(\)](#), [umx_fun_mean_sd\(\)](#), [umx_get_bracket_addresses\(\)](#), [umx_make\(\)](#), [umx_standardize\(\)](#), [umx_string_to_algebra\(\)](#), [xmuHasSquareBrackets\(\)](#), [xmuLabel_MATRIX_Model\(\)](#), [xmuLabel_Matrix\(\)](#), [xmuLabel_RAM_Model\(\)](#), [xmuMI\(\)](#), [xmuMakeDeviationThresholdsMatrices\(\)](#), [xmuMakeOneHeadedPathsFromPathList\(\)](#), [xmuMakeTwoHeadedPathsFromPathList\(\)](#), [xmuMaxLevels\(\)](#), [xmuMinLevels\(\)](#), [xmuPropagateLabels\(\)](#), [xmuRAM2Ordinal\(\)](#), [xmuTwinSuper_Continuous\(\)](#), [xmuTwinSuper_NoBinary\(\)](#), [xmuTwinUpgradeMeansToCovariateModel\(\)](#), [xmu_CI_merge\(\)](#), [xmu_CI_stash\(\)](#), [xmu_DF_to_mxData_TypeCov\(\)](#), [xmu_bracket_address2rclabel\(\)](#), [xmu_cell_is_on\(\)](#), [xmu_check_levels_identical\(\)](#), [xmu_check_needs_means\(\)](#), [xmu_check_variance\(\)](#), [xmu_clean_label\(\)](#), [xmu_data_missing\(\)](#), [xmu_data_swap_a_block\(\)](#), [xmu_describe_data_WLS\(\)](#),

```
xmu_dot_make_paths(), xmu_dot_make_residuals(), xmu_dot_maker(), xmu_dot_move_ranks(),
xmu_dot_rank_str(), xmu_extract_column(), xmu_get_CI(), xmu_lavaan_process_group(),
xmu_make_TwinSuperModel(), xmu_make_bin_cont_pair_data(), xmu_make_mxData(), xmu_match.arg(),
xmu_name_from_lavaan_str(), xmu_path2twin(), xmu_path_regex(), xmu_print_algebras(),
xmu_rclabel_2_bracket_address(), xmu_relevel_factors(), xmu_safe_run_summary(), xmu_set_sep_from_suffi
xmu_show_fit_or_comparison(), xmu_simplex_corner(), xmu_standardize_ACE(), xmu_standardize_ACEcov(),
xmu_standardize_ACEv(), xmu_standardize_CP(), xmu_standardize_IP(), xmu_standardize_RAM(),
xmu_standardize_SexLim(), xmu_standardize_Simplex(), xmu_start_value_list(), xmu_starts(),
xmu_summary_RAM_group_parameters(), xmu_twin_add_WeightMatrices(), xmu_twin_check(),
xmu_twin_get_var_names(), xmu_twin_make_def_means_mats_and_alg(), xmu_twin_upgrade_selDvs2SelVars()
```

Examples

```
## Not run:
data(twinData)
sum(is.na(twinData$ht1))
df = xmu_PadAndPruneForDefVars(twinData, varNames = "ht", defNames = "wt", c("1", "2"))

## End(Not run)
```

xmu_path2twin

Re-name variables in umxPaths to twin versions

Description

xmu_path2twin takes a collection of paths that use base variable names, and returns a model with twin names.

Usage

```
xmu_path2twin(paths, thisTwin = 1, sep = "_T")
```

Arguments

paths	A collection of paths using base variable names.
thisTwin	The twin we are making (i.e., "_T1", or "_T2")
sep	The separator (default "_T")

Details

A path like a to b will be returned as a_T1 to b_T1.

Value

- list of relabeled paths

See Also

- `umxTwinMaker()`, `umxRAM()`

Other xmu internal not for end user: `umxModel()`, `umxRenameMatrix()`, `umx_APA_pval()`, `umx_fun_mean_sd()`, `umx_get_bracket_addresses()`, `umx_make()`, `umx_standardize()`, `umx_string_to_algebra()`, `xmuHasSquareBrackets()`, `xmuLabel_MATRIX_Model()`, `xmuLabel_Matrix()`, `xmuLabel_RAM_Model()`, `xmuMI()`, `xmuMakeDeviationThresholdsMatrices()`, `xmuMakeOneHeadedPathsFromPathList()`, `xmuMakeTwoHeadedPathsFromPathList()`, `xmuMaxLevels()`, `xmuMinLevels()`, `xmuPropagateLabels()`, `xmuRAM2Ordinal()`, `xmuTwinSuper_Continuous()`, `xmuTwinSuper_NoBinary()`, `xmuTwinUpgradeMeansToCovariateModel()`, `xmu_CI_merge()`, `xmu_CI_stash()`, `xmu_DF_to_mxData_TypeCov()`, `xmu_PadAndPruneForDefVars()`, `xmu_bracket_address2rclabel()`, `xmu_cell_is_on()`, `xmu_check_levels_identical()`, `xmu_check_needs_means()`, `xmu_check_variance()`, `xmu_clean_label()`, `xmu_data_missing()`, `xmu_data_swap_a_block()`, `xmu_describe_data_WLS()`, `xmu_dot_make_paths()`, `xmu_dot_make_residuals()`, `xmu_dot_maker()`, `xmu_dot_move_ranks()`, `xmu_dot_rank_str()`, `xmu_extract_column()`, `xmu_get_CI()`, `xmu_lavaan_process_group()`, `xmu_make_TwinSuperModel()`, `xmu_make_bin_cont_pair_data()`, `xmu_make_mxData()`, `xmu_match.arg()`, `xmu_name_from_lavaan_str()`, `xmu_path_regex()`, `xmu_print_algebras()`, `xmu_rclabel_2_bracket_address()`, `xmu_relevel_factors()`, `xmu_safe_run_summary()`, `xmu_set_sep_from_suffix()`, `xmu_show_fit_or_comparison()`, `xmu_simplex_corner()`, `xmu_standardize_ACE()`, `xmu_standardize_ACEcov()`, `xmu_standardize_ACEv()`, `xmu_standardize_CP()`, `xmu_standardize_IP()`, `xmu_standardize_RAM()`, `xmu_standardize_SexLim()`, `xmu_standardize_Simplex()`, `xmu_start_value_list()`, `xmu_starts()`, `xmu_summary_RAM_group_parameters()`, `xmu_twin_add_WeightMatrices()`, `xmu_twin_check()`, `xmu_twin_get_var_names()`, `xmu_twin_make_def_means_matrices()`, `xmu_twin_upgrade_selDvs2SelVars()`

Examples

```
twin1PathList = c(
  umxPath(v1m0 = c("a1", 'c1', "e1")),
  umxPath(fromEach = c("a1", 'c1', "e1"), to = "NFC3", values=.2)
)
xmu_path2twin(twin1PathList, thisTwin = 2)
```

xmu_path_regex

Re-name variables umxPaths to twin versions

Description

`xmu_path2twin` takes a collection of `umxPath()`s (use base variable names), and returns a model for both twins (and using the expanded variable names).

Usage

```
xmu_path_regex(input, pattern = NA, replacement = NA, ignore = "one")
```

Arguments

input	vector of path labels
pattern	= pattern to match and replace
replacement	= replacement string
ignore	Labels to ignore (reserved words like "one")

Details

A path like a to b will be returned as a_T1 to b_T1.

Value

- renamed paths

References

- [tutorials](#), [github](#)

See Also

- [xmu_path2twin\(\)](#), [umxTwinMaker\(\)](#)

Other xmu internal not for end user: [umxModel\(\)](#), [umxRenameMatrix\(\)](#), [umx_APA_pval\(\)](#), [umx_fun_mean_sd\(\)](#), [umx_get_bracket_addresses\(\)](#), [umx_make\(\)](#), [umx_standardize\(\)](#), [umx_string_to_algebra\(\)](#), [xmuHasSquareBrackets\(\)](#), [xmuLabel_MATRIX_Model\(\)](#), [xmuLabel_Matrix\(\)](#), [xmuLabel_RAM_Model\(\)](#), [xmuMI\(\)](#), [xmuMakeDeviationThresholdsMatrices\(\)](#), [xmuMakeOneHeadedPathsFromPathList\(\)](#), [xmuMakeTwoHeadedPathsFromPathList\(\)](#), [xmuMaxLevels\(\)](#), [xmuMinLevels\(\)](#), [xmuPropagateLabels\(\)](#), [xmuRAM2Ordinal\(\)](#), [xmuTwinSuper_Continuous\(\)](#), [xmuTwinSuper_NoBinary\(\)](#), [xmuTwinUpgradeMeansToCovariateModel\(\)](#), [xmu_CI_merge\(\)](#), [xmu_CI_stash\(\)](#), [xmu_DF_to_mxData_TypeCov\(\)](#), [xmu_PadAndPruneForDefVars\(\)](#), [xmu_bracket_address2rclabel\(\)](#), [xmu_cell_is_on\(\)](#), [xmu_check_levels_identical\(\)](#), [xmu_check_needs_means\(\)](#), [xmu_check_variance\(\)](#), [xmu_clean_label\(\)](#), [xmu_data_missing\(\)](#), [xmu_data_swap_a_block\(\)](#), [xmu_describe_data_WLS\(\)](#), [xmu_dot_make_paths\(\)](#), [xmu_dot_make_residuals\(\)](#), [xmu_dot_maker\(\)](#), [xmu_dot_move_ranks\(\)](#), [xmu_dot_rank_str\(\)](#), [xmu_extract_column\(\)](#), [xmu_get_CI\(\)](#), [xmu_lavaan_process_group\(\)](#), [xmu_make_TwinSuperModel\(\)](#), [xmu_make_bin_cont_pair_data\(\)](#), [xmu_make_mxData\(\)](#), [xmu_match.arg\(\)](#), [xmu_name_from_lavaan_str\(\)](#), [xmu_path2twin\(\)](#), [xmu_print_algebras\(\)](#), [xmu_rclabel_2_bracket_address\(\)](#), [xmu_relevel_factors\(\)](#), [xmu_safe_run_summary\(\)](#), [xmu_set_sep_from_suffix\(\)](#), [xmu_show_fit_or_comparison\(\)](#), [xmu_simplex_corner\(\)](#), [xmu_standardize_ACE\(\)](#), [xmu_standardize_ACEcov\(\)](#), [xmu_standardize_ACEv\(\)](#), [xmu_standardize_CP\(\)](#), [xmu_standardize_IP\(\)](#), [xmu_standardize_RAM\(\)](#), [xmu_standardize_SexLim\(\)](#), [xmu_standardize_Simplex\(\)](#), [xmu_start_value_list\(\)](#), [xmu_starts\(\)](#), [xmu_summary_RAM_group_parameters\(\)](#), [xmu_twin_add_WeightMatrices\(\)](#), [xmu_twin_check\(\)](#), [xmu_twin_get_var_names\(\)](#), [xmu_twin_make_def_means_matrices\(\)](#), [xmu_twin_upgrade_selDvs2SelVars\(\)](#)

Examples

```
xmu_path_regex(c("a", "one", "b"), pattern = "$", replacement = "_T1")
# "a_T1" "one" "b_T1"
```

xmu_print_algebras *Print algebras from a umx model*

Description

xmu_print_algebras adds the results of algebras to a summary

Usage

```
xmu_print_algebras(model, digits = 3, verbose = FALSE)
```

Arguments

model	A umx model from which to print algebras.
digits	rounding (default = 3)
verbose	tell user if no algebras found

Details

Non-user function called by [umxSummary\(\)](#)

Value

- nothing

See Also

- [umxSummary\(\)](#)

Other xmu internal not for end user: [umxModel\(\)](#), [umxRenameMatrix\(\)](#), [umx_APA_pval\(\)](#), [umx_fun_mean_sd\(\)](#), [umx_get_bracket_addresses\(\)](#), [umx_make\(\)](#), [umx_standardize\(\)](#), [umx_string_to_algebra\(\)](#), [xmuHasSquareBrackets\(\)](#), [xmuLabel_MATRIX_Model\(\)](#), [xmuLabel_Matrix\(\)](#), [xmuLabel_RAM_Model\(\)](#), [xmuMI\(\)](#), [xmuMakeDeviationThresholdsMatrices\(\)](#), [xmuMakeOneHeadedPathsFromPathList\(\)](#), [xmuMakeTwoHeadedPathsFromPathList\(\)](#), [xmuMaxLevels\(\)](#), [xmuMinLevels\(\)](#), [xmuPropagateLabels\(\)](#), [xmuRAM2Ordinal\(\)](#), [xmuTwinSuper_Continuous\(\)](#), [xmuTwinSuper_NoBinary\(\)](#), [xmuTwinUpgradeMeansToCovariateModel\(\)](#), [xmu_CI_merge\(\)](#), [xmu_CI_stash\(\)](#), [xmu_DF_to_mxData_TypeCov\(\)](#), [xmu_PadAndPruneForDefVars\(\)](#), [xmu_bracket_address2rclabel\(\)](#), [xmu_cell_is_on\(\)](#), [xmu_check_levels_identical\(\)](#), [xmu_check_needs_means\(\)](#), [xmu_check_variance\(\)](#), [xmu_clean_label\(\)](#), [xmu_data_missing\(\)](#), [xmu_data_swap_a_block\(\)](#), [xmu_describe_data_WLS\(\)](#), [xmu_dot_make_paths\(\)](#), [xmu_dot_make_residuals\(\)](#), [xmu_dot_maker\(\)](#), [xmu_dot_move_ranks\(\)](#), [xmu_dot_rank_str\(\)](#), [xmu_extract_column\(\)](#), [xmu_get_CI\(\)](#), [xmu_lavaan_process_group\(\)](#), [xmu_make_TwinSuperModel\(\)](#), [xmu_make_bin_cont_pair_data\(\)](#), [xmu_make_mxData\(\)](#), [xmu_match.arg\(\)](#), [xmu_name_from_lavaan_str\(\)](#), [xmu_path2twin\(\)](#), [xmu_path_regex\(\)](#), [xmu_rclabel_2_bracket_address\(\)](#), [xmu_relevel_factors\(\)](#), [xmu_safe_run_summary\(\)](#), [xmu_set_sep_from_suffix\(\)](#), [xmu_show_fit_or_comparison\(\)](#), [xmu_simplex_corner\(\)](#), [xmu_standardize_ACE\(\)](#), [xmu_standardize_ACEcov\(\)](#), [xmu_standardize_ACEv\(\)](#), [xmu_standardize_CP\(\)](#), [xmu_standardize_IP\(\)](#), [xmu_standardize_RAM\(\)](#), [xmu_standardize_SexLim\(\)](#), [xmu_standardize_Simplex\(\)](#), [xmu_start_value_list\(\)](#), [xmu_starts\(\)](#), [xmu_summary_RAM_group_parameters\(\)](#), [xmu_twin_add_WeightMatrices\(\)](#), [xmu_twin_check\(\)](#), [xmu_twin_get_var_names\(\)](#), [xmu_twin_make_def_means_matrices\(\)](#), [xmu_twin_upgrade_selDvs2SelVars\(\)](#)

Examples

```
## Not run:
library(mlbench)
data(BostonHousing2)
BostonHousing2$log_crim = log2(BostonHousing2$crim)
BostonHousing2$nox      = BostonHousing2$nox*100
m2 = umxRAM(data = BostonHousing2, "#crime_model
cmedv ~ log_crim + b1*nox;
nox    ~ a1*rad + a2*log_crim
i_1    := a1*b1
i_2    := a2*b1"
)
m3 = mxRun(mxModel(m1, mxAlgebra(name= "rtwo", rbind(i_1, i_2))))
m3 = mxRun(mxModel(m3, mxAlgebra(name= "ctwo", cbind(i_1, i_2))))
xmu_print_algebras(m3)

## End(Not run)
```

xmu_rlabel_2_bracket_address

Convert an "A_r1c1"-style label to a bracket address.

Description

Takes a label like "A_r1c1" and returns "A[1,1]"

Usage

```
xmu_rlabel_2_bracket_address(label, dotprefix = "", suffix = "")
```

Arguments

label	A umx style row col label
dotprefix	Dot address prefix for label (e.g., "ai")
suffix	e.g. "_std" default = ""

Value

- label e.g. "ai[1,1]"

References

- <https://tbates.github.io>, <https://github.com/tbates/umx>

See Also

Other xmu internal not for end user: `umxModel()`, `umxRenameMatrix()`, `umx_APA_pval()`, `umx_fun_mean_sd()`, `umx_get_bracket_addresses()`, `umx_make()`, `umx_standardize()`, `umx_string_to_algebra()`, `xmuHasSquareBrackets()`, `xmuLabel_MATRIX_Model()`, `xmuLabel_Matrix()`, `xmuLabel_RAM_Model()`, `xmuMI()`, `xmuMakeDeviationThresholdsMatrices()`, `xmuMakeOneHeadedPathsFromPathList()`, `xmuMakeTwoHeadedPathsFromPathList()`, `xmuMaxLevels()`, `xmuMinLevels()`, `xmuPropagateLabels()`, `xmuRAM2Ordinal()`, `xmuTwinSuper_Continuous()`, `xmuTwinSuper_NoBinary()`, `xmuTwinUpgradeMeansToCovariateModel()`, `xmu_CI_merge()`, `xmu_CI_stash()`, `xmu_DF_to_mxData_TypeCov()`, `xmu_PadAndPruneForDefVars()`, `xmu_bracket_address2rclabel()`, `xmu_cell_is_on()`, `xmu_check_levels_identical()`, `xmu_check_needs_means()`, `xmu_check_variance()`, `xmu_clean_label()`, `xmu_data_missing()`, `xmu_data_swap_a_block()`, `xmu_describe_data_WLS()`, `xmu_dot_make_paths()`, `xmu_dot_make_residuals()`, `xmu_dot_maker()`, `xmu_dot_move_ranks()`, `xmu_dot_rank_str()`, `xmu_extract_column()`, `xmu_get_CI()`, `xmu_lavaan_process_group()`, `xmu_make_TwinSuperModel()`, `xmu_make_bin_cont_pair_data()`, `xmu_make_mxData()`, `xmu_match.arg()`, `xmu_name_from_lavaan_str()`, `xmu_path2twin()`, `xmu_path_regex()`, `xmu_print_algebras()`, `xmu_relevel_factors()`, `xmu_safe_run_summary()`, `xmu_set_sep_from_suffix()`, `xmu_show_fit_or_comparison()`, `xmu_simplex_corner()`, `xmu_standardize_ACE()`, `xmu_standardize_ACEcov()`, `xmu_standardize_ACEv()`, `xmu_standardize_CP()`, `xmu_standardize_IP()`, `xmu_standardize_RAM()`, `xmu_standardize_SexLim()`, `xmu_standardize_Simplex()`, `xmu_start_value_list()`, `xmu_starts()`, `xmu_summary_RAM_group_parameters()`, `xmu_twin_add_WeightMatrices()`, `xmu_twin_check()`, `xmu_twin_get_var_names()`, `xmu_twin_make_def_means_matrices()`, `xmu_twin_upgrade_selDvs2SelVars()`

Examples

```
xmu_rclabel_2_bracket_address(label = "A_r1c1") #A[1,1]
xmu_rclabel_2_bracket_address(label = "A_r10c1")
xmu_rclabel_2_bracket_address(label = "A_r1c1", dotprefix = "model.top")
xmu_rclabel_2_bracket_address("A_r1c1", suffix= "_std")
xmu_rclabel_2_bracket_address("A_r1c1", dotprefix="myModel", suffix="_std")
```

`xmu_relevel_factors` *Relabel Factor Columns in a Data Frame*

Description

This function modifies the levels of specified factor columns in a data.frame where the specified factor columns have potentially collapsed levels based on the criteria provided.

Levels that make up less than a specified proportion of total observations are collapsed into the previous level, providing that a minimum number of levels remains.

The levels of the remaining factor columns are synchronized with the updated levels of the first specified column. Variables named in ‘cols’ must be factors. Note too that prop uses e.g., .1 to stand for 10 percent.

Usage

```
xmu_relevel_factors(df, cols, prop = 0.1, min = 8)
```

Arguments

<code>df</code>	A data frame containing the factor columns to be modified.
<code>cols</code>	A character vector specifying the names of the factor columns to relabel.
<code>prop</code>	A numeric value indicating the minimum proportion of observations for a level (default = .1)
<code>min</code>	Integer bounding the minimum remaining number of levels (Default 8).

Value

data.frame with the same structure as the input

See Also

Other xmu internal not for end user: `umxModel()`, `umxRenameMatrix()`, `umx_APA_pval()`, `umx_fun_mean_sd()`, `umx_get_bracket_addresses()`, `umx_make()`, `umx_standardize()`, `umx_string_to_algebra()`, `xmuHasSquareBrackets()`, `xmuLabel_MATRIX_Model()`, `xmuLabel_Matrix()`, `xmuLabel_RAM_Model()`, `xmuMI()`, `xmuMakeDeviationThresholdsMatrices()`, `xmuMakeOneHeadedPathsFromPathList()`, `xmuMakeTwoHeadedPathsFromPathList()`, `xmuMaxLevels()`, `xmuMinLevels()`, `xmuPropagateLabels()`, `xmuRAM2Ordinal()`, `xmuTwinSuper_Continuous()`, `xmuTwinSuper_NoBinary()`, `xmuTwinUpgradeMeansToCovariateModel()`, `xmu_CI_merge()`, `xmu_CI_stash()`, `xmu_DF_to_mxData_TypeCov()`, `xmu_PadAndPruneForDefVars()`, `xmu_bracket_address2rclabel()`, `xmu_cell_is_on()`, `xmu_check_levels_identical()`, `xmu_check_needs_means()`, `xmu_check_variance()`, `xmu_clean_label()`, `xmu_data_missing()`, `xmu_data_swap_a_block()`, `xmu_describe_data_WLS()`, `xmu_dot_make_paths()`, `xmu_dot_make_residuals()`, `xmu_dot_maker()`, `xmu_dot_move_ranks()`, `xmu_dot_rank_str()`, `xmu_extract_column()`, `xmu_get_CI()`, `xmu_lavaan_process_group()`, `xmu_make_TwinSuperModel()`, `xmu_make_bin_cont_pair_data()`, `xmu_make_mxData()`, `xmu_match.arg()`, `xmu_name_from_lavaan_str()`, `xmu_path2twin()`, `xmu_path_regex()`, `xmu_print_algebras()`, `xmu_rclabel_2_bracket_address()`, `xmu_safe_run_summary()`, `xmu_set_sep_from_suffix()`, `xmu_show_fit_or_comparison()`, `xmu_simplex_corner()`, `xmu_standardize_ACE()`, `xmu_standardize_ACEcov()`, `xmu_standardize_ACEv()`, `xmu_standardize_CP()`, `xmu_standardize_IP()`, `xmu_standardize_RAM()`, `xmu_standardize_SexLim()`, `xmu_standardize_Simplex()`, `xmu_start_value_list()`, `xmu_starts()`, `xmu_summary_RAM_group_parameters()`, `xmu_twin_add_WeightMatrices()`, `xmu_twin_check()`, `xmu_twin_get_var_names()`, `xmu_twin_make_def_means_mats_and_alg()`, `xmu_twin_upgrade_selDvs2SelVars()`

Examples

```
df = data.frame(
  group = factor(c("A", "B", "B", "C", "D", "E", "E", "E")),
  score = c(10, 15, 15, 20, 25, 30, 30, 30)
)

# Relabel factor columns
df_reveled = xmu_relevel_factors(df, cols = c("group"), prop = 0.2, min=2)
df_reveled
```

xmu_safe_run_summary *Safely run and summarize a model*

Description

The main benefit is that it returns the model, even if it can't be run.

The function will run the model if requested, wrapped in `tryCatch()` to avoid throwing an error. If `summary = TRUE` then `umxSummary()` is requested (again, wrapped in `try`).

note: If `autoRun` is logical, then it over-rides `summary` to match `autoRun`. This is useful for easy use `umxRAM()` and twin models.

Usage

```
xmu_safe_run_summary(
  model1,
  model2 = NULL,
  autoRun = TRUE,
  tryHard = c("no", "yes", "ordinal", "search"),
  summary = !umx_set_silent(silent = TRUE),
  std = "default",
  comparison = TRUE,
  digits = 3,
  intervals = FALSE,
  returning = c("model", "summary"),
  refModels = NULL
)
```

Arguments

<code>model1</code>	The model to attempt to run and summarize.
<code>model2</code>	Optional second model to compare with <code>model1</code> .
<code>autoRun</code>	Whether to run or not (default = TRUE) Options are FALSE and "if needed".
<code>tryHard</code>	Default ('no') uses normal <code>mxRun</code> . "yes" uses <code>mxTryHard</code> . Other options: "ordinal", "search"
<code>summary</code>	Whether to print model summary (default = <code>autoRun</code>).
<code>std</code>	What to print in summary. "default" = the object's summary default. FALSE = raw, TRUE = standardize, NULL = omit parameter table.
<code>comparison</code>	Toggle to allow not making comparison, even if second model is provided (more flexible in programming).
<code>digits</code>	Rounding precision in tables and plots
<code>intervals</code>	whether to run intervals or not (default FALSE)
<code>returning</code>	What to return (default, the run model)
<code>refModels</code>	whether to run <code>refModels</code> or not (default NULL)

Value

- [OpenMx::mxModel\(\)](#)

See Also

- [OpenMx::mxTryHard\(\)](#)

Other xmu internal not for end user: [umxModel\(\)](#), [umxRenameMatrix\(\)](#), [umx_APA_pval\(\)](#), [umx_fun_mean_sd\(\)](#), [umx_get_bracket_addresses\(\)](#), [umx_make\(\)](#), [umx_standardize\(\)](#), [umx_string_to_algebra\(\)](#), [xmuHasSquareBrackets\(\)](#), [xmuLabel_MATRIX_Model\(\)](#), [xmuLabel_Matrix\(\)](#), [xmuLabel_RAM_Model\(\)](#), [xmuMI\(\)](#), [xmuMakeDeviationThresholdsMatrices\(\)](#), [xmuMakeOneHeadedPathsFromPathList\(\)](#), [xmuMakeTwoHeadedPathsFromPathList\(\)](#), [xmuMaxLevels\(\)](#), [xmuMinLevels\(\)](#), [xmuPropagateLabels\(\)](#), [xmuRAM2Ordinal\(\)](#), [xmuTwinSuper_Continuous\(\)](#), [xmuTwinSuper_NoBinary\(\)](#), [xmuTwinUpgradeMeansToCovariateModel\(\)](#), [xmu_CI_merge\(\)](#), [xmu_CI_stash\(\)](#), [xmu_DF_to_mxData_TypeCov\(\)](#), [xmu_PadAndPruneForDefVars\(\)](#), [xmu_bracket_address2rclabel\(\)](#), [xmu_cell_is_on\(\)](#), [xmu_check_levels_identical\(\)](#), [xmu_check_needs_means\(\)](#), [xmu_check_variance\(\)](#), [xmu_clean_label\(\)](#), [xmu_data_missing\(\)](#), [xmu_data_swap_a_block\(\)](#), [xmu_describe_data_WLS\(\)](#), [xmu_dot_make_paths\(\)](#), [xmu_dot_make_residuals\(\)](#), [xmu_dot_maker\(\)](#), [xmu_dot_move_ranks\(\)](#), [xmu_dot_rank_str\(\)](#), [xmu_extract_column\(\)](#), [xmu_get_CI\(\)](#), [xmu_lavaan_process_group\(\)](#), [xmu_make_TwinSuperModel\(\)](#), [xmu_make_bin_cont_pair_data\(\)](#), [xmu_make_mxData\(\)](#), [xmu_match.arg\(\)](#), [xmu_name_from_lavaan_str\(\)](#), [xmu_path2twin\(\)](#), [xmu_path_regex\(\)](#), [xmu_print_algebras\(\)](#), [xmu_rclabel_2_bracket_address\(\)](#), [xmu_relevel_factors\(\)](#), [xmu_set_sep_from_suffix\(\)](#), [xmu_show_fit_or_comparison\(\)](#), [xmu_simplex_corner\(\)](#), [xmu_standardize_ACE\(\)](#), [xmu_standardize_ACEcov\(\)](#), [xmu_standardize_ACEv\(\)](#), [xmu_standardize_CP\(\)](#), [xmu_standardize_IP\(\)](#), [xmu_standardize_RAM\(\)](#), [xmu_standardize_SexLim\(\)](#), [xmu_standardize_Simplex\(\)](#), [xmu_start_value_list\(\)](#), [xmu_starts\(\)](#), [xmu_summary_RAM_group_parameters\(\)](#), [xmu_twin_add_WeightMatrices\(\)](#), [xmu_twin_check\(\)](#), [xmu_twin_get_var_names\(\)](#), [xmu_twin_make_def_means_mats_and_alg\(\)](#), [xmu_twin_upgrade_selDvs2SelVars\(\)](#)

Examples

```
## Not run:
tmp = mtcars
tmp$disp = tmp$disp/100
m1 = umxRAM("tim", data = tmp,
  umxPath(c("wt", "disp"), to = "mpg"),
  umxPath("wt", with = "disp"),
  umxPath(v.m. = c("wt", "disp", "mpg")))
)
m2 = umxModify(m1, "wt_to_mpg")

# Summary ignored if run is false
xmu_safe_run_summary(m1, autoRun = FALSE, summary = TRUE)
# Run, no summary
xmu_safe_run_summary(m1, autoRun = TRUE, summary = FALSE)
# Default summary is just fit string
xmu_safe_run_summary(m1, autoRun = TRUE, summary = TRUE)
# Show std parameters
xmu_safe_run_summary(m1, autoRun = TRUE, summary = TRUE, std = TRUE)
# Run + Summary + comparison
xmu_safe_run_summary(m1, m2, autoRun = TRUE, summary = TRUE, intervals = TRUE)
# Run + Summary + no comparison
xmu_safe_run_summary(m1, m2, autoRun = TRUE, summary = TRUE, std = TRUE, comparison= FALSE)
```



```
## End(Not run)
```

xmu_scale_wide_data *Scale Wide Data Function*

Description

This function scales the values in a wide format data frame and returns a scaled wide format data frame with the same structure as the original, excluding the original non-numeric values.

Usage

```
xmu_scale_wide_data(data)
```

Arguments

data	A data frame with at least two columns. The columns to be scaled should contain numeric values.
------	---

Details

The function first checks if the input is a data frame and that it contains at least two columns. It then adds a row identifier ('row_id') to facilitate reshaping. The data is reshaped to a long format, where the numeric values are scaled using the 'scale' function. After scaling, the function reshapes the data back to wide format. The resultant scaled values replace the original values, and any identifiers or non-numeric columns are removed.

Value

A data frame with the same number of columns as the input data frame, containing the scaled values. The resulting column names will match the original data column names, excluding any non-numeric columns.

See Also

[scale](#) for details on the scaling method used.

Examples

```
# Example usage
data <- data.frame(
  time1 = c(2, 4, 6, 8, 10),
  time2 = c(5, 7, 9, 11, 13),
  time3 = c(1, 3, 5, 7, 9)
)
scaled_data <- xmu_scale_wide_data(data)
```

```
print(scaled_data)
```

```
xmu_set_sep_from_suffix
```

Just a helper to cope with deprecated suffix lying around.

Description

Returns either suffix or sep, with a deprecation warning if suffix is set.

Usage

```
xmu_set_sep_from_suffix(sep, suffix)
```

Arguments

sep	The separator (if suffix != 'deprecated', then this is returned).
suffix	The suffix, defaults to 'deprecated'.

Value

- sep

See Also

Other xmu internal not for end user: `umxModel()`, `umxRenameMatrix()`, `umx_APA_pval()`, `umx_fun_mean_sd()`, `umx_get_bracket_addresses()`, `umx_make()`, `umx_standardize()`, `umx_string_to_algebra()`, `xmuHasSquareBrackets()`, `xmuLabel_MATRIX_Model()`, `xmuLabel_Matrix()`, `xmuLabel_RAM_Model()`, `xmuMI()`, `xmuMakeDeviationThresholdsMatrices()`, `xmuMakeOneHeadedPathsFromPathList()`, `xmuMakeTwoHeadedPathsFromPathList()`, `xmuMaxLevels()`, `xmuMinLevels()`, `xmuPropagateLabels()`, `xmuRAM2Ordinal()`, `xmuTwinSuper_Continuous()`, `xmuTwinSuper_NoBinary()`, `xmuTwinUpgradeMeansToCovariateModel()`, `xmu_CI_merge()`, `xmu_CI_stash()`, `xmu_DF_to_mxData_TypeCov()`, `xmu_PadAndPruneForDefVars()`, `xmu_bracket_address2rclabel()`, `xmu_cell_is_on()`, `xmu_check_levels_identical()`, `xmu_check_needs_means()`, `xmu_check_variance()`, `xmu_clean_label()`, `xmu_data_missing()`, `xmu_data_swap_a_block()`, `xmu_describe_data_WLS()`, `xmu_dot_make_paths()`, `xmu_dot_make_residuals()`, `xmu_dot_maker()`, `xmu_dot_move_ranks()`, `xmu_dot_rank_str()`, `xmu_extract_column()`, `xmu_get_CI()`, `xmu_lavaan_process_group()`, `xmu_make_TwinSuperModel()`, `xmu_make_bin_cont_pair_data()`, `xmu_make_mxData()`, `xmu_match.arg()`, `xmu_name_from_lavaan_str()`, `xmu_path2twin()`, `xmu_path_regex()`, `xmu_print_algebras()`, `xmu_rclabel_2_bracket_address()`, `xmu_relevel_factors()`, `xmu_safe_run_summary()`, `xmu_show_fit_or_comparisons()`, `xmu_simplex_corner()`, `xmu_standardize_ACE()`, `xmu_standardize_ACEcov()`, `xmu_standardize_ACEv()`, `xmu_standardize_CP()`, `xmu_standardize_IP()`, `xmu_standardize_RAM()`, `xmu_standardize_SexLim()`, `xmu_standardize_Simplex()`, `xmu_start_value_list()`, `xmu_starts()`, `xmu_summary_RAM_group_parameters()`, `xmu_twin_add_WeightMatrices()`, `xmu_twin_check()`, `xmu_twin_get_var_names()`, `xmu_twin_make_def_means_matrices()`, `xmu_twin_upgrade_selDvs2SelVars()`

Examples

```
xmu_set_sep_from_suffix(sep = "_T", suffix = "deprecated")
```

xmu_show_fit_or_comparison

Show model logLik of model or print comparison table

Description

Just a helper to show the logLik of a model or print a comparison table.

Usage

```
xmu_show_fit_or_comparison(model, comparison = NULL, digits = 2)
```

Arguments

model	an OpenMx::mxModel() to report on
comparison	If not NULL, used as comparison model
digits	(default = 2)

Value

None

See Also

- [umxSummary\(\)](#)

Other xmu internal not for end user: [umxModel\(\)](#), [umxRenameMatrix\(\)](#), [umx_APA_pval\(\)](#), [umx_fun_mean_sd\(\)](#), [umx_get_bracket_addresses\(\)](#), [umx_make\(\)](#), [umx_standardize\(\)](#), [umx_string_to_algebra\(\)](#), [xmuHasSquareBrackets\(\)](#), [xmuLabel_MATRIX_Model\(\)](#), [xmuLabel_Matrix\(\)](#), [xmuLabel_RAM_Model\(\)](#), [xmuMI\(\)](#), [xmuMakeDeviationThresholdsMatrices\(\)](#), [xmuMakeOneHeadedPathsFromPathList\(\)](#), [xmuMakeTwoHeadedPathsFromPathList\(\)](#), [xmuMaxLevels\(\)](#), [xmuMinLevels\(\)](#), [xmuPropagateLabels\(\)](#), [xmuRAM2Ordinal\(\)](#), [xmuTwinSuper_Continuous\(\)](#), [xmuTwinSuper_NoBinary\(\)](#), [xmuTwinUpgradeMeansToCovariateModel\(\)](#), [xmu_CI_merge\(\)](#), [xmu_CI_stash\(\)](#), [xmu_DF_to_mxData_TypeCov\(\)](#), [xmu_PadAndPruneForDefVars\(\)](#), [xmu_bracket_address2rclabel\(\)](#), [xmu_cell_is_on\(\)](#), [xmu_check_levels_identical\(\)](#), [xmu_check_needs_means\(\)](#), [xmu_check_variance\(\)](#), [xmu_clean_label\(\)](#), [xmu_data_missing\(\)](#), [xmu_data_swap_a_block\(\)](#), [xmu_describe_data_WLS\(\)](#), [xmu_dot_make_paths\(\)](#), [xmu_dot_make_residuals\(\)](#), [xmu_dot_maker\(\)](#), [xmu_dot_move_ranks\(\)](#), [xmu_dot_rank_str\(\)](#), [xmu_extract_column\(\)](#), [xmu_get_CI\(\)](#), [xmu_lavaan_process_group\(\)](#), [xmu_make_TwinSuperModel\(\)](#), [xmu_make_bin_cont_pair_data\(\)](#), [xmu_make_mxData\(\)](#), [xmu_match.arg\(\)](#), [xmu_name_from_lavaan_str\(\)](#), [xmu_path2twin\(\)](#), [xmu_path_regex\(\)](#), [xmu_print_algebras\(\)](#), [xmu_rclabel_2_bracket_address\(\)](#), [xmu_relevel_factors\(\)](#), [xmu_safe_run_summary\(\)](#), [xmu_set_sep_from_suffi](#), [xmu_simplex_corner\(\)](#), [xmu_standardize_ACE\(\)](#), [xmu_standardize_ACEcov\(\)](#), [xmu_standardize_ACEv\(\)](#), [xmu_standardize_CP\(\)](#), [xmu_standardize_IP\(\)](#), [xmu_standardize_RAM\(\)](#), [xmu_standardize_SexLim\(\)](#), [xmu_standardize_Simplex\(\)](#), [xmu_start_value_list\(\)](#), [xmu_starts\(\)](#), [xmu_summary_RAM_group_parameters\(\)](#), [xmu_twin_add_WeightMatrices\(\)](#), [xmu_twin_check\(\)](#), [xmu_twin_get_var_names\(\)](#), [xmu_twin_make_def_means_mat](#), [xmu_twin_upgrade_selDvs2SelVars\(\)](#)

Examples

```
## Not run:
xmu_show_fit_or_comparison(model, comparison, digits=3)

## End(Not run)
```

xmu_simplex_corner *Internal function to help building simplex models*

Description

internal function to help building simplex models is a function which

Usage

```
xmu_simplex_corner(x, start = 0.9)
```

Arguments

x size of matrix, or an `umxMatrix()` of which to free the bottom triangle.
start a default start value for the freed items.

Value

- `umxMatrix()`

See Also

- `umxMatrix()`

Other xmu internal not for end user: `umxModel()`, `umxRenameMatrix()`, `umx_APA_pval()`, `umx_fun_mean_sd()`, `umx_get_bracket_addresses()`, `umx_make()`, `umx_standardize()`, `umx_string_to_algebra()`, `xmuHasSquareBrackets()`, `xmuLabel_MATRIX_Model()`, `xmuLabel_Matrix()`, `xmuLabel_RAM_Model()`, `xmuMI()`, `xmuMakeDeviationThresholdsMatrices()`, `xmuMakeOneHeadedPathsFromPathList()`, `xmuMakeTwoHeadedPathsFromPathList()`, `xmuMaxLevels()`, `xmuMinLevels()`, `xmuPropagateLabels()`, `xmuRAM2Ordinal()`, `xmuTwinSuper_Continuous()`, `xmuTwinSuper_NoBinary()`, `xmuTwinUpgradeMeansToCovariateModel()`, `xmu_CI_merge()`, `xmu_CI_stash()`, `xmu_DF_to_mxData_TypeCov()`, `xmu_PadAndPruneForDefVars()`, `xmu_bracket_address2rclabel()`, `xmu_cell_is_on()`, `xmu_check_levels_identical()`, `xmu_check_needs_means()`, `xmu_check_variance()`, `xmu_clean_label()`, `xmu_data_missing()`, `xmu_data_swap_a_block()`, `xmu_describe_data_WLS()`, `xmu_dot_make_paths()`, `xmu_dot_make_residuals()`, `xmu_dot_maker()`, `xmu_dot_move_ranks()`, `xmu_dot_rank_str()`, `xmu_extract_column()`, `xmu_get_CI()`, `xmu_lavaan_process_group()`, `xmu_make_TwinSuperModel()`, `xmu_make_bin_cont_pair_data()`, `xmu_make_mxData()`, `xmu_match.arg()`, `xmu_name_from_lavaan_str()`, `xmu_path2twin()`, `xmu_path_regex()`, `xmu_print_algebras()`, `xmu_rclabel_2_bracket_address()`, `xmu_relevel_factors()`, `xmu_safe_run_summary()`, `xmu_set_sep_from_suffi`, `xmu_show_fit_or_comparison()`, `xmu_standardize_ACE()`, `xmu_standardize_ACEcov()`, `xmu_standardize_ACEv()`, `xmu_standardize_CP()`, `xmu_standardize_IP()`, `xmu_standardize_RAM()`, `xmu_standardize_SexLim()`, `xmu_standardize_Simplex()`, `xmu_start_value_list()`, `xmu_starts()`, `xmu_summary_RAM_group_parameters()`, `xmu_twin_add_WeightMatrices()`, `xmu_twin_check()`, `xmu_twin_get_var_names()`, `xmu_twin_make_def_means_mat`, `xmu_twin_upgrade_selDvs2SelVars()`

Examples

```
x = umxMatrix('test', 'Full', nrow = 4, ncol = 4)
xmu_simplex_corner(x, start = .9)
# See how we have a diag free, but offset 1-down?
umx_print( xmu_simplex_corner(x, start = .9)$values, zero=".")
```

xmu_standardize_ACE *xmu_standardize_ACE*

Description

Standardize an ACE model *BUT* you probably want [umx_standardize\(\)](#).

Usage

```
xmu_standardize_ACE(model, ...)
```

Arguments

model	an umxACE() model to standardize
...	Other options

Value

- Standardized ACE [umxACE\(\)](#) model

References

- <https://tbates.github.io>, <https://github.com/tbates/umx>

See Also

Other xmu internal not for end user: [umxModel\(\)](#), [umxRenameMatrix\(\)](#), [umx_APA_pval\(\)](#), [umx_fun_mean_sd\(\)](#), [umx_get_bracket_addresses\(\)](#), [umx_make\(\)](#), [umx_standardize\(\)](#), [umx_string_to_algebra\(\)](#), [xmuHasSquareBrackets\(\)](#), [xmuLabel_MATRIX_Model\(\)](#), [xmuLabel_Matrix\(\)](#), [xmuLabel_RAM_Model\(\)](#), [xmuMI\(\)](#), [xmuMakeDeviationThresholdsMatrices\(\)](#), [xmuMakeOneHeadedPathsFromPathList\(\)](#), [xmuMakeTwoHeadedPathsFromPathList\(\)](#), [xmuMaxLevels\(\)](#), [xmuMinLevels\(\)](#), [xmuPropagateLabels\(\)](#), [xmuRAM2Ordinal\(\)](#), [xmuTwinSuper_Continuous\(\)](#), [xmuTwinSuper_NoBinary\(\)](#), [xmuTwinUpgradeMeansToCovariateModel\(\)](#), [xmu_CI_merge\(\)](#), [xmu_CI_stash\(\)](#), [xmu_DF_to_mxData_TypeCov\(\)](#), [xmu_PadAndPruneForDefVars\(\)](#), [xmu_bracket_address2rclabel\(\)](#), [xmu_cell_is_on\(\)](#), [xmu_check_levels_identical\(\)](#), [xmu_check_needs_means\(\)](#), [xmu_check_variance\(\)](#), [xmu_clean_label\(\)](#), [xmu_data_missing\(\)](#), [xmu_data_swap_a_block\(\)](#), [xmu_describe_data_WLS\(\)](#), [xmu_dot_make_paths\(\)](#), [xmu_dot_make_residuals\(\)](#), [xmu_dot_maker\(\)](#), [xmu_dot_move_ranks\(\)](#), [xmu_dot_rank_str\(\)](#), [xmu_extract_column\(\)](#), [xmu_get_CI\(\)](#), [xmu_lavaan_process_group\(\)](#), [xmu_make_TwinSuperModel\(\)](#), [xmu_make_bin_cont_pair_data\(\)](#), [xmu_make_mxData\(\)](#), [xmu_match.arg\(\)](#), [xmu_name_from_lavaan_str\(\)](#), [xmu_path2twin\(\)](#), [xmu_path_regex\(\)](#), [xmu_print_algebras\(\)](#), [xmu_rclabel_2_bracket_address\(\)](#), [xmu_relevel_factors\(\)](#), [xmu_safe_run_summary\(\)](#), [xmu_set_sep_from_suffi](#), [xmu_show_fit_or_comparison\(\)](#), [xmu_simplex_corner\(\)](#), [xmu_standardize_ACEcov\(\)](#), [xmu_standardize_ACEv\(\)](#),

```
xmu_standardize_CP(), xmu_standardize_IP(), xmu_standardize_RAM(), xmu_standardize_SexLim(),
xmu_standardize_Simplex(), xmu_start_value_list(), xmu_starts(), xmu_summary_RAM_group_parameters(),
xmu_twin_add_WeightMatrices(), xmu_twin_check(), xmu_twin_get_var_names(), xmu_twin_make_def_means_mat,
xmu_twin_upgrade_selDvs2SelVars()
```

Examples

```
## Not run:
require(umx)
data(twinData)
selDVs = c("bmi1", "bmi2")
mzData = twinData[twinData$zygosity %in% "MZFF", selDVs]
dzData = twinData[twinData$zygosity %in% "DZFF", selDVs]
m1      = umxACE(selDVs = selDVs, dzData = dzData, mzData = mzData)
std     = xmu_standardize_ACE(m1)

## End(Not run)
```

```
xmu_standardize_ACEcov
```

```
xmu_standardize_ACEcov
```

Description

Standardize an ACE model with covariates

Usage

```
xmu_standardize_ACEcov(model, ...)
```

Arguments

model	an <code>umxACEcov()</code> model to standardize
...	Other options

Value

- Standardized `umxACEcov()` model

References

- <https://tbates.github.io>, <https://github.com/tbates/umx>

See Also

Other xmu internal not for end user: `umxModel()`, `umxRenameMatrix()`, `umx_APA_pval()`, `umx_fun_mean_sd()`, `umx_get_bracket_addresses()`, `umx_make()`, `umx_standardize()`, `umx_string_to_algebra()`, `xmuHasSquareBrackets()`, `xmuLabel_MATRIX_Model()`, `xmuLabel_Matrix()`, `xmuLabel_RAM_Model()`, `xmuMI()`, `xmuMakeDeviationThresholdsMatrices()`, `xmuMakeOneHeadedPathsFromPathList()`, `xmuMakeTwoHeadedPathsFromPathList()`, `xmuMaxLevels()`, `xmuMinLevels()`, `xmuPropagateLabels()`, `xmuRAM2Ordinal()`, `xmuTwinSuper_Continuous()`, `xmuTwinSuper_NoBinary()`, `xmuTwinUpgradeMeansToCovariateModel()`, `xmu_CI_merge()`, `xmu_CI_stash()`, `xmu_DF_to_mxData_TypeCov()`, `xmu_PadAndPruneForDefVars()`, `xmu_bracket_address2rclabel()`, `xmu_cell_is_on()`, `xmu_check_levels_identical()`, `xmu_check_needs_means()`, `xmu_check_variance()`, `xmu_clean_label()`, `xmu_data_missing()`, `xmu_data_swap_a_block()`, `xmu_describe_data_WLS()`, `xmu_dot_make_paths()`, `xmu_dot_make_residuals()`, `xmu_dot_maker()`, `xmu_dot_move_ranks()`, `xmu_dot_rank_str()`, `xmu_extract_column()`, `xmu_get_CI()`, `xmu_lavaan_process_group()`, `xmu_make_TwinSuperModel()`, `xmu_make_bin_cont_pair_data()`, `xmu_make_mxData()`, `xmu_match.arg()`, `xmu_name_from_lavaan_str()`, `xmu_path2twin()`, `xmu_path_regex()`, `xmu_print_algebras()`, `xmu_rclabel_2_bracket_address()`, `xmu_relevel_factors()`, `xmu_safe_run_summary()`, `xmu_set_sep_from_suffices()`, `xmu_show_fit_or_comparison()`, `xmu_simplex_corner()`, `xmu_standardize_ACE()`, `xmu_standardize_ACEv()`, `xmu_standardize_CP()`, `xmu_standardize_IP()`, `xmu_standardize_RAM()`, `xmu_standardize_SexLim()`, `xmu_standardize_Simplex()`, `xmu_start_value_list()`, `xmu_starts()`, `xmu_summary_RAM_group_parameters()`, `xmu_twin_add_WeightMatrices()`, `xmu_twin_check()`, `xmu_twin_get_var_names()`, `xmu_twin_make_def_means_matrices()`, `xmu_twin_upgrade_selDvs2SelVars()`

Examples

```
## Not run:
require(umx)
data(twinData)
twinData$page1 = twinData$page2 = twinData$page
selDVs = c("bmi")
selCovs = c("ht") # silly example
selVars = umx_paste_names(c(selDVs, selCovs), sep = "", suffixes= 1:2)
mzData = subset(twinData, zyg == 1, selVars)[1:80, ]
dzData = subset(twinData, zyg == 3, selVars)[1:80, ]
m1 = umxACEcov(selDVs = selDVs, selCovs = selCovs, dzData = dzData, mzData = mzData,
  sep = "", autoRun = TRUE)
fit = xmu_standardize_ACEcov(m1)

## End(Not run)
```

`xmu_standardize_ACEv` *Standardize an ACE variance components model (ACEv)*

Description

`xmu_standardize_ACE` allows `umx_standardize` to standardize an ACE variance components model.

Usage

```
xmu_standardize_ACEv(model, ...)
```

Arguments

model An `umxACEv()` model to standardize.
 ... Other parameters.

Value

- A standardized `umxACEv()` model.

References

- <https://tbates.github.io>, <https://github.com/tbates/umx>

See Also

Other xmu internal not for end user: `umxModel()`, `umxRenameMatrix()`, `umx_APA_pval()`, `umx_fun_mean_sd()`, `umx_get_bracket_addresses()`, `umx_make()`, `umx_standardize()`, `umx_string_to_algebra()`, `xmuHasSquareBrackets()`, `xmuLabel_MATRIX_Model()`, `xmuLabel_Matrix()`, `xmuLabel_RAM_Model()`, `xmuMI()`, `xmuMakeDeviationThresholdsMatrices()`, `xmuMakeOneHeadedPathsFromPathList()`, `xmuMakeTwoHeadedPathsFromPathList()`, `xmuMaxLevels()`, `xmuMinLevels()`, `xmuPropagateLabels()`, `xmuRAM2Ordinal()`, `xmuTwinSuper_Continuous()`, `xmuTwinSuper_NoBinary()`, `xmuTwinUpgradeMeansToCovariateModel()`, `xmu_CI_merge()`, `xmu_CI_stash()`, `xmu_DF_to_mxData_TypeCov()`, `xmu_PadAndPruneForDefVars()`, `xmu_bracket_address2rclabel()`, `xmu_cell_is_on()`, `xmu_check_levels_identical()`, `xmu_check_needs_means()`, `xmu_check_variance()`, `xmu_clean_label()`, `xmu_data_missing()`, `xmu_data_swap_a_block()`, `xmu_describe_data_WLS()`, `xmu_dot_make_paths()`, `xmu_dot_make_residuals()`, `xmu_dot_maker()`, `xmu_dot_move_ranks()`, `xmu_dot_rank_str()`, `xmu_extract_column()`, `xmu_get_CI()`, `xmu_lavaan_process_group()`, `xmu_make_TwinSuperModel()`, `xmu_make_bin_cont_pair_data()`, `xmu_make_mxData()`, `xmu_match.arg()`, `xmu_name_from_lavaan_str()`, `xmu_path2twin()`, `xmu_path_regex()`, `xmu_print_algebras()`, `xmu_rclabel_2_bracket_address()`, `xmu_relevel_factors()`, `xmu_safe_run_summary()`, `xmu_set_sep_from_suffi`, `xmu_show_fit_or_comparison()`, `xmu_simplex_corner()`, `xmu_standardize_ACE()`, `xmu_standardize_ACEcov()`, `xmu_standardize_CP()`, `xmu_standardize_IP()`, `xmu_standardize_RAM()`, `xmu_standardize_SexLim()`, `xmu_standardize_Simplex()`, `xmu_start_value_list()`, `xmu_starts()`, `xmu_summary_RAM_group_parameters()`, `xmu_twin_add_WeightMatrices()`, `xmu_twin_check()`, `xmu_twin_get_var_names()`, `xmu_twin_make_def_means_mat`, `xmu_twin_upgrade_selDvs2SelVars()`

Examples

```
## Not run:
require(umx)
data(twinData)
mzData = twinData[twinData$zygosity %in% "MZFF",]
dzData = twinData[twinData$zygosity %in% "DZFF",]
m1 = umxACEv(selDVs = "bmi", sep="", dzData = dzData, mzData = mzData)
std = umx_standardize(m1)

## End(Not run)
```

xmu_standardize_CP *Function to standardize a common pathway model*

Description

You probably want `umx_standardize()`. This function simply inserts the standardized CP components into the ai ci ei and as cs es matrices

Usage

```
xmu_standardize_CP(model, ...)
```

Arguments

model an `umxCP()` model to standardize
 ... Other options

Value

- standardized `umxCP()` model

References

- <https://tbates.github.io>, <https://github.com/tbates/umx>

See Also

Other xmu internal not for end user: `umxModel()`, `umxRenameMatrix()`, `umx_APA_pval()`, `umx_fun_mean_sd()`, `umx_get_bracket_addresses()`, `umx_make()`, `umx_standardize()`, `umx_string_to_algebra()`, `xmuHasSquareBrackets()`, `xmuLabel_MATRIX_Model()`, `xmuLabel_Matrix()`, `xmuLabel_RAM_Model()`, `xmuMI()`, `xmuMakeDeviationThresholdsMatrices()`, `xmuMakeOneHeadedPathsFromPathList()`, `xmuMakeTwoHeadedPathsFromPathList()`, `xmuMaxLevels()`, `xmuMinLevels()`, `xmuPropagateLabels()`, `xmuRAM2Ordinal()`, `xmuTwinSuper_Continuous()`, `xmuTwinSuper_NoBinary()`, `xmuTwinUpgradeMeansToCovariateModel()`, `xmu_CI_merge()`, `xmu_CI_stash()`, `xmu_DF_to_mxData_TypeCov()`, `xmu_PadAndPruneForDefVars()`, `xmu_bracket_address2rclabel()`, `xmu_cell_is_on()`, `xmu_check_levels_identical()`, `xmu_check_needs_means()`, `xmu_check_variance()`, `xmu_clean_label()`, `xmu_data_missing()`, `xmu_data_swap_a_block()`, `xmu_describe_data_WLS()`, `xmu_dot_make_paths()`, `xmu_dot_make_residuals()`, `xmu_dot_maker()`, `xmu_dot_move_ranks()`, `xmu_dot_rank_str()`, `xmu_extract_column()`, `xmu_get_CI()`, `xmu_lavaan_process_group()`, `xmu_make_TwinSuperModel()`, `xmu_make_bin_cont_pair_data()`, `xmu_make_mxData()`, `xmu_match.arg()`, `xmu_name_from_lavaan_str()`, `xmu_path2twin()`, `xmu_path_regex()`, `xmu_print_algebras()`, `xmu_rclabel_2_bracket_address()`, `xmu_relevel_factors()`, `xmu_safe_run_summary()`, `xmu_set_sep_from_suffi`, `xmu_show_fit_or_comparison()`, `xmu_simplex_corner()`, `xmu_standardize_ACE()`, `xmu_standardize_ACEcov()`, `xmu_standardize_ACEv()`, `xmu_standardize_IP()`, `xmu_standardize_RAM()`, `xmu_standardize_SexLim()`, `xmu_standardize_Simplex()`, `xmu_start_value_list()`, `xmu_starts()`, `xmu_summary_RAM_group_parameters()`, `xmu_twin_add_WeightMatrices()`, `xmu_twin_check()`, `xmu_twin_get_var_names()`, `xmu_twin_make_def_means_mat`, `xmu_twin_upgrade_selDvs2SelVars()`

Examples

```
## Not run:
selDVs = c("gff", "fc", "qol", "hap", "sat", "AD")
m1 = umxCP(selDVs = selDVs, nFac = 3, data=GFF, zyg="zyg_2grp")
m2 = xmu_standardize_CP(m1)

## End(Not run)
```

xmu_standardize_IP *non-user: Standardize an IP model*

Description

You probably want `umx_standardize()`. This function simply copies the standardized IP components into the ai ci ei and as cs es matrices

Usage

```
xmu_standardize_IP(model, ...)
```

Arguments

model	an <code>umxIP()</code> model to standardize
...	Other options

Value

- standardized IP `umxIP()` model

References

- <https://tbates.github.io>, <https://github.com/tbates/umx>

See Also

Other xmu internal not for end user: `umxModel()`, `umxRenameMatrix()`, `umx_APA_pval()`, `umx_fun_mean_sd()`, `umx_get_bracket_addresses()`, `umx_make()`, `umx_standardize()`, `umx_string_to_algebra()`, `xmuHasSquareBrackets()`, `xmuLabel_MATRIX_Model()`, `xmuLabel_Matrix()`, `xmuLabel_RAM_Model()`, `xmuMI()`, `xmuMakeDeviationThresholdsMatrices()`, `xmuMakeOneHeadedPathsFromPathList()`, `xmuMakeTwoHeadedPathsFromPathList()`, `xmuMaxLevels()`, `xmuMinLevels()`, `xmuPropagateLabels()`, `xmuRAM2Ordinal()`, `xmuTwinSuper_Continuous()`, `xmuTwinSuper_NoBinary()`, `xmuTwinUpgradeMeansToCovariateModel()`, `xmu_CI_merge()`, `xmu_CI_stash()`, `xmu_DF_to_mxData_TypeCov()`, `xmu_PadAndPruneForDefVars()`, `xmu_bracket_address2rclabel()`, `xmu_cell_is_on()`, `xmu_check_levels_identical()`, `xmu_check_needs_means()`, `xmu_check_variance()`, `xmu_clean_label()`, `xmu_data_missing()`, `xmu_data_swap_a_block()`, `xmu_describe_data_WLS()`, `xmu_dot_make_paths()`, `xmu_dot_make_residuals()`, `xmu_dot_maker()`, `xmu_dot_move_ranks()`, `xmu_dot_rank_str()`, `xmu_extract_column()`, `xmu_get_CI()`, `xmu_lavaan_process_group()`, `xmu_make_TwinSuperModel()`, `xmu_make_bin_cont_pair_data()`, `xmu_make_mxData()`, `xmu_match.arg()`, `xmu_name_from_lavaan_str()`, `xmu_path2twin()`, `xmu_path_regex()`, `xmu_print_algebras()`,

```
xmu_rclabel_2_bracket_address(), xmu_relevel_factors(), xmu_safe_run_summary(), xmu_set_sep_from_suffix(),
xmu_show_fit_or_comparison(), xmu_simplex_corner(), xmu_standardize_ACE(), xmu_standardize_ACEcov(),
xmu_standardize_ACEv(), xmu_standardize_CP(), xmu_standardize_RAM(), xmu_standardize_SexLim(),
xmu_standardize_Simplex(), xmu_start_value_list(), xmu_starts(), xmu_summary_RAM_group_parameters(),
xmu_twin_add_WeightMatrices(), xmu_twin_check(), xmu_twin_get_var_names(), xmu_twin_make_def_means_matr(),
xmu_twin_upgrade_selDvs2SelVars()
```

Examples

```
## Not run:
model = xmu_standardize_IP(model)

## End(Not run)
```

xmu_standardize_RAM *Standardize a Structural Model (not for end users)*

Description

You probably want [umx_standardize\(\)](#), not this.

Usage

```
xmu_standardize_RAM(model, ...)
```

Arguments

model	The <code>OpenMx::mxModel()</code> you wish to standardize
...	Other options

Details

`xmu_standardize_RAM` takes a RAM-style model, and returns standardized version.

References

- <https://github.com/tbates/umx>

See Also

Other xmu internal not for end user: [umxModel\(\)](#), [umxRenameMatrix\(\)](#), [umx_APA_pval\(\)](#), [umx_fun_mean_sd\(\)](#), [umx_get_bracket_addresses\(\)](#), [umx_make\(\)](#), [umx_standardize\(\)](#), [umx_string_to_algebra\(\)](#), [xmuHasSquareBrackets\(\)](#), [xmuLabel_MATRIX_Model\(\)](#), [xmuLabel_Matrix\(\)](#), [xmuLabel_RAM_Model\(\)](#), [xmuMI\(\)](#), [xmuMakeDeviationThresholdsMatrices\(\)](#), [xmuMakeOneHeadedPathsFromPathList\(\)](#), [xmuMakeTwoHeadedPathsFromPathList\(\)](#), [xmuMaxLevels\(\)](#), [xmuMinLevels\(\)](#), [xmuPropagateLabels\(\)](#), [xmuRAM2Ordinal\(\)](#), [xmuTwinSuper_Continuous\(\)](#), [xmuTwinSuper_NoBinary\(\)](#), [xmuTwinUpgradeMeansToCovariateModel\(\)](#), [xmu_CI_merge\(\)](#), [xmu_CI_stash\(\)](#), [xmu_DF_to_mxData_TypeCov\(\)](#), [xmu_PadAndPruneForDefVars\(\)](#), [xmu_bracket_address2rclabel\(\)](#), [xmu_cell_is_on\(\)](#), [xmu_check_levels_identical\(\)](#), [xmu_check_needs_means\(\)](#),

```
xmu_check_variance(), xmu_clean_label(), xmu_data_missing(), xmu_data_swap_a_block(),
xmu_describe_data_WLS(), xmu_dot_make_paths(), xmu_dot_make_residuals(), xmu_dot_maker(),
xmu_dot_move_ranks(), xmu_dot_rank_str(), xmu_extract_column(), xmu_get_CI(), xmu_lavaan_process_group(),
xmu_make_TwinSuperModel(), xmu_make_bin_cont_pair_data(), xmu_make_mxData(), xmu_match.arg(),
xmu_name_from_lavaan_str(), xmu_path2twin(), xmu_path_regex(), xmu_print_algebras(),
xmu_rclabel_2_bracket_address(), xmu_relevel_factors(), xmu_safe_run_summary(), xmu_set_sep_from_suffi
xmu_show_fit_or_comparison(), xmu_simplex_corner(), xmu_standardize_ACE(), xmu_standardize_ACEcov(),
xmu_standardize_ACEv(), xmu_standardize_CP(), xmu_standardize_IP(), xmu_standardize_SexLim(),
xmu_standardize_Simplex(), xmu_start_value_list(), xmu_starts(), xmu_summary_RAM_group_parameters(),
xmu_twin_add_WeightMatrices(), xmu_twin_check(), xmu_twin_get_var_names(), xmu_twin_make_def_means_mat
xmu_twin_upgrade_selDvs2SelVars()
```

Examples

```
## Not run:
require(umx)
data(demoOneFactor)
manifests = names(demoOneFactor)

m1 = umxRAM("std_ex", data = demoOneFactor, type = "cov",
  umxPath("G", to = manifests),
  umxPath(var = manifests),
  umxPath(var = "G", fixedAt = 1.0)
)

m1 = xmu_standardize_RAM(m1)
m1 = umx_standardize(m1)
umxSummary(m1)

## End(Not run)
```

xmu_standardize_SexLim

Standardize a SexLim model

Description

xmu_standardize_SexLim would move standardized Sexlim values into raw cells, but can't as these are algebras.

Usage

```
xmu_standardize_SexLim(model, ...)
```

Arguments

model	an <code>umxSexLim()</code> model to standardize
...	Other options

Value

- standardized `umxSexLim()` model

See Also

Other xmu internal not for end user: `umxModel()`, `umxRenameMatrix()`, `umx_APA_pval()`, `umx_fun_mean_sd()`, `umx_get_bracket_addresses()`, `umx_make()`, `umx_standardize()`, `umx_string_to_algebra()`, `xmuHasSquareBrackets()`, `xmuLabel_MATRIX_Model()`, `xmuLabel_Matrix()`, `xmuLabel_RAM_Model()`, `xmuMI()`, `xmuMakeDeviationThresholdsMatrices()`, `xmuMakeOneHeadedPathsFromPathList()`, `xmuMakeTwoHeadedPathsFromPathList()`, `xmuMaxLevels()`, `xmuMinLevels()`, `xmuPropagateLabels()`, `xmuRAM2Ordinal()`, `xmuTwinSuper_Continuous()`, `xmuTwinSuper_NoBinary()`, `xmuTwinUpgradeMeansToCovariateModel()`, `xmu_CI_merge()`, `xmu_CI_stash()`, `xmu_DF_to_mxData_TypeCov()`, `xmu_PadAndPruneForDefVars()`, `xmu_bracket_address2rclabel()`, `xmu_cell_is_on()`, `xmu_check_levels_identical()`, `xmu_check_needs_means()`, `xmu_check_variance()`, `xmu_clean_label()`, `xmu_data_missing()`, `xmu_data_swap_a_block()`, `xmu_describe_data_WLS()`, `xmu_dot_make_paths()`, `xmu_dot_make_residuals()`, `xmu_dot_maker()`, `xmu_dot_move_ranks()`, `xmu_dot_rank_str()`, `xmu_extract_column()`, `xmu_get_CI()`, `xmu_lavaan_process_group()`, `xmu_make_TwinSuperModel()`, `xmu_make_bin_cont_pair_data()`, `xmu_make_mxData()`, `xmu_match.arg()`, `xmu_name_from_lavaan_str()`, `xmu_path2twin()`, `xmu_path_regex()`, `xmu_print_algebras()`, `xmu_rclabel_2_bracket_address()`, `xmu_relevel_factors()`, `xmu_safe_run_summary()`, `xmu_set_sep_from_suffi`, `xmu_show_fit_or_comparison()`, `xmu_simplex_corner()`, `xmu_standardize_ACE()`, `xmu_standardize_ACEcov()`, `xmu_standardize_ACEv()`, `xmu_standardize_CP()`, `xmu_standardize_IP()`, `xmu_standardize_RAM()`, `xmu_standardize_Simplex()`, `xmu_start_value_list()`, `xmu_starts()`, `xmu_summary_RAM_group_parameters()`, `xmu_twin_add_WeightMatrices()`, `xmu_twin_check()`, `xmu_twin_get_var_names()`, `xmu_twin_make_def_means_mat`, `xmu_twin_upgrade_selDvs2SelVars()`

Examples

```
## Not run:
model = xmu_standardize_SexLim(model)

## End(Not run)
```

```
xmu_standardize_Simplex
```

Standardize a Simplex twin model

Description

```
xmu_standardize_Simplex
```

Usage

```
xmu_standardize_Simplex(model, ...)
```

Arguments

<code>model</code>	an <code>umxSimplex()</code> model to standardize
<code>...</code>	Other options

Value

- Standardized Simplex `umxSimplex()` model

References

- <https://tbates.github.io>, <https://github.com/tbates/umx>

See Also

Other xmu internal not for end user: `umxModel()`, `umxRenameMatrix()`, `umx_APA_pval()`, `umx_fun_mean_sd()`, `umx_get_bracket_addresses()`, `umx_make()`, `umx_standardize()`, `umx_string_to_algebra()`, `xmuHasSquareBrackets()`, `xmuLabel_MATRIX_Model()`, `xmuLabel_Matrix()`, `xmuLabel_RAM_Model()`, `xmuMI()`, `xmuMakeDeviationThresholdsMatrices()`, `xmuMakeOneHeadedPathsFromPathList()`, `xmuMakeTwoHeadedPathsFromPathList()`, `xmuMaxLevels()`, `xmuMinLevels()`, `xmuPropagateLabels()`, `xmuRAM2Ordinal()`, `xmuTwinSuper_Continuous()`, `xmuTwinSuper_NoBinary()`, `xmuTwinUpgradeMeansToCovariateModel()`, `xmu_CI_merge()`, `xmu_CI_stash()`, `xmu_DF_to_mxData_TypeCov()`, `xmu_PadAndPruneForDefVars()`, `xmu_bracket_address2rclabel()`, `xmu_cell_is_on()`, `xmu_check_levels_identical()`, `xmu_check_needs_means()`, `xmu_check_variance()`, `xmu_clean_label()`, `xmu_data_missing()`, `xmu_data_swap_a_block()`, `xmu_describe_data_WLS()`, `xmu_dot_make_paths()`, `xmu_dot_make_residuals()`, `xmu_dot_maker()`, `xmu_dot_move_ranks()`, `xmu_dot_rank_str()`, `xmu_extract_column()`, `xmu_get_CI()`, `xmu_lavaan_process_group()`, `xmu_make_TwinSuperModel()`, `xmu_make_bin_cont_pair_data()`, `xmu_make_mxData()`, `xmu_match.arg()`, `xmu_name_from_lavaan_str()`, `xmu_path2twin()`, `xmu_path_regex()`, `xmu_print_algebras()`, `xmu_rclabel_2_bracket_address()`, `xmu_relevel_factors()`, `xmu_safe_run_summary()`, `xmu_set_sep_from_sufficiency()`, `xmu_show_fit_or_comparison()`, `xmu_simplex_corner()`, `xmu_standardize_ACE()`, `xmu_standardize_ACEcov()`, `xmu_standardize_ACEv()`, `xmu_standardize_CP()`, `xmu_standardize_IP()`, `xmu_standardize_RAM()`, `xmu_standardize_SexLim()`, `xmu_start_value_list()`, `xmu_starts()`, `xmu_summary_RAM_group_parameters()`, `xmu_twin_add_WeightMatrices()`, `xmu_twin_check()`, `xmu_twin_get_var_names()`, `xmu_twin_make_def_means_matrices()`, `xmu_twin_upgrade_selDvs2SelVars()`

Examples

```
## Not run:
data(iqdat)
mzData = subset(iqdat, zygoty == "MZ")
dzData = subset(iqdat, zygoty == "DZ")
m1 = umxSimplex(selDVs = paste0("IQ_age", 1:4), sep = "_T",
dzData = dzData, mzData = mzData, tryHard = "yes")
std = xmu_standardize_Simplex(m1)

## End(Not run)
```

xmu_starts

Helper providing boilerplate start values for means and variance in twin models

Description

xmu_starts can handle several common/boilerplate situations in which means and variance start values are used in twin models.

Usage

```
xmu_starts(
  mzData,
  dzData,
  selVars = selVars,
  sep = NULL,
  equateMeans = NULL,
  nSib,
  varForm = c("Cholesky"),
  SD = TRUE,
  divideBy = 3
)
```

Arguments

mzData	Data for MZ pairs.
dzData	Data for DZ pairs.
selVars	Variable names: If sep = NULL, then treated as full names for both sibs.
sep	All the variables full names.
equateMeans	(NULL)
nSib	How many subjects in a family.
varForm	currently just "Cholesky" style.
SD	= TRUE (FALSE = variance, not SD).
divideBy	= 3 (A,C,E) 1/3rd each. Use 1 to do this yourself post-hoc.

Value

- varStarts and meanStarts

See Also

Other xmu internal not for end user: [umxModel\(\)](#), [umxRenameMatrix\(\)](#), [umx_APA_pval\(\)](#), [umx_fun_mean_sd\(\)](#), [umx_get_bracket_addresses\(\)](#), [umx_make\(\)](#), [umx_standardize\(\)](#), [umx_string_to_algebra\(\)](#), [xmuHasSquareBrackets\(\)](#), [xmuLabel_MATRIX_Model\(\)](#), [xmuLabel_Matrix\(\)](#), [xmuLabel_RAM_Model\(\)](#), [xmuMI\(\)](#), [xmuMakeDeviationThresholdsMatrices\(\)](#), [xmuMakeOneHeadedPathsFromPathList\(\)](#), [xmuMakeTwoHeadedPathsFromPathList\(\)](#), [xmuMaxLevels\(\)](#), [xmuMinLevels\(\)](#), [xmuPropagateLabels\(\)](#), [xmuRAM2Ordinal\(\)](#), [xmuTwinSuper_Continuous\(\)](#), [xmuTwinSuper_NoBinary\(\)](#), [xmuTwinUpgradeMeansToCovariateModel\(\)](#), [xmu_CI_merge\(\)](#), [xmu_CI_stash\(\)](#), [xmu_DF_to_mxData_TypeCov\(\)](#), [xmu_PadAndPruneForDefVars\(\)](#), [xmu_bracket_address2rclabel\(\)](#), [xmu_cell_is_on\(\)](#), [xmu_check_levels_identical\(\)](#), [xmu_check_needs_means\(\)](#), [xmu_check_variance\(\)](#), [xmu_clean_label\(\)](#), [xmu_data_missing\(\)](#), [xmu_data_swap_a_block\(\)](#), [xmu_describe_data_WLS\(\)](#), [xmu_dot_make_paths\(\)](#), [xmu_dot_make_residuals\(\)](#), [xmu_dot_maker\(\)](#),

```
xmu_dot_move_ranks(), xmu_dot_rank_str(), xmu_extract_column(), xmu_get_CI(), xmu_lavaan_process_group(),
xmu_make_TwinSuperModel(), xmu_make_bin_cont_pair_data(), xmu_make_mxData(), xmu_match.arg(),
xmu_name_from_lavaan_str(), xmu_path2twin(), xmu_path_regex(), xmu_print_algebras(),
xmu_rclabel_2_bracket_address(), xmu_relevel_factors(), xmu_safe_run_summary(), xmu_set_sep_from_suffix(),
xmu_show_fit_or_comparison(), xmu_simplex_corner(), xmu_standardize_ACE(), xmu_standardize_ACEcov(),
xmu_standardize_ACEv(), xmu_standardize_CP(), xmu_standardize_IP(), xmu_standardize_RAM(),
xmu_standardize_SexLim(), xmu_standardize_Simplex(), xmu_start_value_list(), xmu_summary_RAM_group_parameters(),
xmu_twin_add_WeightMatrices(), xmu_twin_check(), xmu_twin_get_var_names(), xmu_twin_make_def_means_matrices(),
xmu_twin_upgrade_selDvs2SelVars()
```

Examples

```
data(twinData)
selDVs = c("wt", "ht")
mzData = twinData[twinData$zygosity %in% "MZFF", ]
dzData = twinData[twinData$zygosity %in% "DZFF", ]

round(sqrt(var(dzData[, tvars(selDVs, "")], na.rm=TRUE)/3), 3)
xmu_starts(mzData, dzData, selVars=selDVs, nSib= 2, sep="", equateMeans=TRUE, varForm="Cholesky")

# Variance instead of SD
round(var(dzData[, tvars(selDVs, "")], na.rm=TRUE)/3, 3)
xmu_starts(mzData, dzData, selVars = selDVs, nSib = 2, sep= "",
equateMeans= TRUE, varForm= "Cholesky", SD= FALSE)

# one variable
xmu_starts(mzData, dzData, selVars= "wt", nSib = 2, sep="", equateMeans = TRUE)

# Ordinal/continuous mix
data(twinData)
twinData= umx_scale_wide_twin_data(data=twinData, varsToScale="wt", sep= "")
# Cut BMI column to form ordinal obesity variables
cuts = quantile(twinData[, "bmi1"], probs = c(.5, .8), na.rm = TRUE)
obLevels = c('normal', 'overweight', 'obese')
twinData$obese1= cut(twinData$bmi1, breaks=c(-Inf, cuts, Inf), labels=obLevels)
twinData$obese2= cut(twinData$bmi2, breaks=c(-Inf, cuts, Inf), labels=obLevels)
# Make the ordinal variables into mxFactors
ordDVs = c("obese1", "obese2")
twinData[, ordDVs] = umxFactor(twinData[, ordDVs])
mzData = twinData[twinData$zygosity %in% "MZFF", ]
dzData = twinData[twinData$zygosity %in% "DZFF", ]
xmu_starts(mzData, dzData, selVars = c("wt", "obese"), sep= "",
nSib= 2, equateMeans = TRUE, SD= FALSE)

xmu_starts(mxData(mzData, type="raw"), mxData(mzData, type="raw"),
selVars = c("wt", "obese"), sep= "", nSib= 2, equateMeans = TRUE, SD= FALSE)

# =====
# = Three sibs =
# =====
data(twinData)
twinData$wt3 = twinData$wt2
```



```

twinData$ht3 = twinData$ht2
selDVs = c("wt", "ht")
mzData = twinData[twinData$zygosity %in% "MZFF", ]
dzData = twinData[twinData$zygosity %in% "DZFF", ]

xmu_starts(mzData, dzData, selVars=selDVs, sep="", nSib=3, equateMeans=TRUE)
xmu_starts(mzData, dzData, selVars=selDVs, sep="", nSib=3, equateMeans=FALSE)

```

xmu_start_value_list *Make start values*

Description

Purpose: Create startvalues for OpenMx paths use cases `umx:::xmuStart_value_list(1) xmuValues(1) # 1 value, varying around 1, with sd of .1` `xmuValues(1, n=letters) # length(letters) start values, with mean 1 and sd .1` `xmuValues(100, 15) # 1 start, with mean 100 and sd 15`

Usage

```
xmu_start_value_list(mean = 1, sd = NA, n = 1)
```

Arguments

mean	the mean start value
sd	the sd of values
n	how many to generate

Value

- start value list

See Also

Other xmu internal not for end user: `umxModel()`, `umxRenameMatrix()`, `umx_APA_pval()`, `umx_fun_mean_sd()`, `umx_get_bracket_addresses()`, `umx_make()`, `umx_standardize()`, `umx_string_to_algebra()`, `xmuHasSquareBrackets()`, `xmuLabel_MATRIX_Model()`, `xmuLabel_Matrix()`, `xmuLabel_RAM_Model()`, `xmuMI()`, `xmuMakeDeviationThresholdsMatrices()`, `xmuMakeOneHeadedPathsFromPathList()`, `xmuMakeTwoHeadedPathsFromPathList()`, `xmuMaxLevels()`, `xmuMinLevels()`, `xmuPropagateLabels()`, `xmuRAM2Ordinal()`, `xmuTwinSuper_Continuous()`, `xmuTwinSuper_NoBinary()`, `xmuTwinUpgradeMeansToCovariateModel()`, `xmu_CI_merge()`, `xmu_CI_stash()`, `xmu_DF_to_mxData_TypeCov()`, `xmu_PadAndPruneForDefVars()`, `xmu_bracket_address2rclabel()`, `xmu_cell_is_on()`, `xmu_check_levels_identical()`, `xmu_check_needs_means()`, `xmu_check_variance()`, `xmu_clean_label()`, `xmu_data_missing()`, `xmu_data_swap_a_block()`, `xmu_describe_data_WLS()`, `xmu_dot_make_paths()`, `xmu_dot_make_residuals()`, `xmu_dot_maker()`, `xmu_dot_move_ranks()`, `xmu_dot_rank_str()`, `xmu_extract_column()`, `xmu_get_CI()`, `xmu_lavaan_process_group()`, `xmu_make_TwinSuperModel()`, `xmu_make_bin_cont_pair_data()`, `xmu_make_mxData()`, `xmu_match.arg()`, `xmu_name_from_lavaan_str()`, `xmu_path2twin()`, `xmu_path_regex()`, `xmu_print_algebras()`, `xmu_rclabel_2_bracket_address()`, `xmu_relevel_factors()`, `xmu_safe_run_summary()`, `xmu_set_sep_from_suffi`, `xmu_show_fit_or_comparison()`, `xmu_simplex_corner()`, `xmu_standardize_ACE()`, `xmu_standardize_ACEcov()`,

```
xmu_standardize_ACEv(), xmu_standardize_CP(), xmu_standardize_IP(), xmu_standardize_RAM(),
xmu_standardize_SexLim(), xmu_standardize_Simplex(), xmu_starts(), xmu_summary_RAM_group_parameters(),
xmu_twin_add_WeightMatrices(), xmu_twin_check(), xmu_twin_get_var_names(), xmu_twin_make_def_means_mat,
xmu_twin_upgrade_selDvs2SelVars()
```

xmu_summary_RAM_group_parameters

Order and group the parameters in a RAM summary

Description

Makes understanding complex model output easier by grouping parameters are type: residuals, latent variance, factor loading etc.

Usage

```
xmu_summary_RAM_group_parameters(
  model,
  paramTable,
  means = FALSE,
  residuals = FALSE
)
```

Arguments

model	the model containing the parameters.
paramTable	The parameter table.
means	Whether to show the means (FALSE)
residuals	Whether to show the residuals (FALSE)

Value

- Sorted parameter table

See Also

- [umxSummary\(\)](#)

Other xmu internal not for end user: [umxModel\(\)](#), [umxRenameMatrix\(\)](#), [umx_APA_pval\(\)](#), [umx_fun_mean_sd\(\)](#), [umx_get_bracket_addresses\(\)](#), [umx_make\(\)](#), [umx_standardize\(\)](#), [umx_string_to_algebra\(\)](#), [xmuHasSquareBrackets\(\)](#), [xmuLabel_MATRIX_Model\(\)](#), [xmuLabel_Matrix\(\)](#), [xmuLabel_RAM_Model\(\)](#), [xmuMI\(\)](#), [xmuMakeDeviationThresholdsMatrices\(\)](#), [xmuMakeOneHeadedPathsFromPathList\(\)](#), [xmuMakeTwoHeadedPathsFromPathList\(\)](#), [xmuMaxLevels\(\)](#), [xmuMinLevels\(\)](#), [xmuPropagateLabels\(\)](#), [xmuRAM2Ordinal\(\)](#), [xmuTwinSuper_Continuous\(\)](#), [xmuTwinSuper_NoBinary\(\)](#), [xmuTwinUpgradeMeansToCovariateModel\(\)](#), [xmu_CI_merge\(\)](#), [xmu_CI_stash\(\)](#), [xmu_DF_to_mxData_TypeCov\(\)](#), [xmu_PadAndPruneForDefVars\(\)](#), [xmu_bracket_address2rclabel\(\)](#), [xmu_cell_is_on\(\)](#), [xmu_check_levels_identical\(\)](#), [xmu_check_needs_means\(\)](#), [xmu_check_variance\(\)](#), [xmu_clean_label\(\)](#), [xmu_data_missing\(\)](#), [xmu_data_swap_a_block\(\)](#),

```

xmu_describe_data_WLS(), xmu_dot_make_paths(), xmu_dot_make_residuals(), xmu_dot_maker(),
xmu_dot_move_ranks(), xmu_dot_rank_str(), xmu_extract_column(), xmu_get_CI(), xmu_lavaan_process_group(),
xmu_make_TwinSuperModel(), xmu_make_bin_cont_pair_data(), xmu_make_mxData(), xmu_match.arg(),
xmu_name_from_lavaan_str(), xmu_path2twin(), xmu_path_regex(), xmu_print_algebras(),
xmu_rclabel_2_bracket_address(), xmu_relevel_factors(), xmu_safe_run_summary(), xmu_set_sep_from_suffi
xmu_show_fit_or_comparison(), xmu_simplex_corner(), xmu_standardize_ACE(), xmu_standardize_ACEcov(),
xmu_standardize_ACEv(), xmu_standardize_CP(), xmu_standardize_IP(), xmu_standardize_RAM(),
xmu_standardize_SexLim(), xmu_standardize_Simplex(), xmu_start_value_list(), xmu_starts(),
xmu_twin_add_WeightMatrices(), xmu_twin_check(), xmu_twin_get_var_names(), xmu_twin_make_def_means_mat
xmu_twin_upgrade_selDvs2SelVars()

```

Examples

```

## Not run:
data(demoOneFactor)
manifests = names(demoOneFactor)
m1 = umxRAM("One Factor", data = demoOneFactor,
  umxPath("G", to = manifests),
  umxPath(v.m. = manifests),
  umxPath(v1m0 = "G")
)
tmp = umxSummary(m1, means=FALSE, residuals = FALSE)
xmu_summary_RAM_group_parameters(m1, paramTable = tmp, means= FALSE, residuals= FALSE)

## End(Not run)

```

xmu_twin_add_WeightMatrices

Add weight matrices to twin models.

Description

Add weight models (MZw, DZw) with matrices (e.g. mzWeightMatrix) to a twin model, and update mxFitFunctionMultigroup. This yields a weighted model with vector objective.

To weight objective functions in OpenMx, you specify a container model that applies the weights m1 is the model with no weights, but with "vector = TRUE" option added to the FIML objective. This option makes FIML return individual likelihoods for each row of the data (rather than a single -2LL value for the model) You then optimize weighted versions of these likelihoods by building additional models containing weight data and an algebra that multiplies the likelihoods from the first model by the weight vector.

Usage

```
xmu_twin_add_WeightMatrices(model, mzWeights = NULL, dzWeights = NULL)
```

Arguments

model	umx-style twin model
mzWeights	data for MZ weights matrix
dzWeights	data for DZ weights matrix

Value

- model

See Also

Other xmu internal not for end user: [umxModel\(\)](#), [umxRenameMatrix\(\)](#), [umx_APA_pval\(\)](#), [umx_fun_mean_sd\(\)](#), [umx_get_bracket_addresses\(\)](#), [umx_make\(\)](#), [umx_standardize\(\)](#), [umx_string_to_algebra\(\)](#), [xmuHasSquareBrackets\(\)](#), [xmuLabel_MATRIX_Model\(\)](#), [xmuLabel_Matrix\(\)](#), [xmuLabel_RAM_Model\(\)](#), [xmuMI\(\)](#), [xmuMakeDeviationThresholdsMatrices\(\)](#), [xmuMakeOneHeadedPathsFromPathList\(\)](#), [xmuMakeTwoHeadedPathsFromPathList\(\)](#), [xmuMaxLevels\(\)](#), [xmuMinLevels\(\)](#), [xmuPropagateLabels\(\)](#), [xmuRAM2Ordinal\(\)](#), [xmuTwinSuper_Continuous\(\)](#), [xmuTwinSuper_NoBinary\(\)](#), [xmuTwinUpgradeMeansToCovariateModel\(\)](#), [xmu_CI_merge\(\)](#), [xmu_CI_stash\(\)](#), [xmu_DF_to_mxData_TypeCov\(\)](#), [xmu_PadAndPruneForDefVars\(\)](#), [xmu_bracket_address2rclabel\(\)](#), [xmu_cell_is_on\(\)](#), [xmu_check_levels_identical\(\)](#), [xmu_check_needs_means\(\)](#), [xmu_check_variance\(\)](#), [xmu_clean_label\(\)](#), [xmu_data_missing\(\)](#), [xmu_data_swap_a_block\(\)](#), [xmu_describe_data_WLS\(\)](#), [xmu_dot_make_paths\(\)](#), [xmu_dot_make_residuals\(\)](#), [xmu_dot_maker\(\)](#), [xmu_dot_move_ranks\(\)](#), [xmu_dot_rank_str\(\)](#), [xmu_extract_column\(\)](#), [xmu_get_CI\(\)](#), [xmu_lavaan_process_group\(\)](#), [xmu_make_TwinSuperModel\(\)](#), [xmu_make_bin_cont_pair_data\(\)](#), [xmu_make_mxData\(\)](#), [xmu_match.arg\(\)](#), [xmu_name_from_lavaan_str\(\)](#), [xmu_path2twin\(\)](#), [xmu_path_regex\(\)](#), [xmu_print_algebras\(\)](#), [xmu_rclabel_2_bracket_address\(\)](#), [xmu_relevel_factors\(\)](#), [xmu_safe_run_summary\(\)](#), [xmu_set_sep_from_suffix\(\)](#), [xmu_show_fit_or_comparison\(\)](#), [xmu_simplex_corner\(\)](#), [xmu_standardize_ACE\(\)](#), [xmu_standardize_ACEcov\(\)](#), [xmu_standardize_ACEv\(\)](#), [xmu_standardize_CP\(\)](#), [xmu_standardize_IP\(\)](#), [xmu_standardize_RAM\(\)](#), [xmu_standardize_SexLim\(\)](#), [xmu_standardize_Simplex\(\)](#), [xmu_start_value_list\(\)](#), [xmu_starts\(\)](#), [xmu_summary_RAM_group_parameters\(\)](#), [xmu_twin_check\(\)](#), [xmu_twin_get_var_names\(\)](#), [xmu_twin_make_def_means\(\)](#), [xmu_twin_upgrade_selDvs2SelVars\(\)](#)

Examples

```
tmp = umx_make_twin_data_nice(data=twinData, sep="", zygoty="zygoty", numbering= 1:2)
m1 = umxACE(selDVs = "wt", data = tmp, dzData = "DZFF", mzData = "MZFF", autoRun= FALSE)
m1$MZ$fitfunction$vector= TRUE
```

```
tmp = xmu_twin_add_WeightMatrices(m1,
mzWeights= rnorm(nrow(m1$MZ$data$observed)),
dzWeights= rnorm(nrow(m1$DZ$data$observed))
)
```

xmu_twin_check	<i>Check basic aspects of input for twin models.</i>
----------------	--

Description

Check that DVs are in the data, that the data have rows, set the optimizer if requested.

Usage

```
xmu_twin_check(
  selDVs,
  dzData = dzData,
  mzData = mzData,
  sep = NULL,
  enforceSep = TRUE,
  nSib = 2,
  numObsMZ = NULL,
  numObsDZ = NULL,
  optimizer = NULL
)
```

Arguments

selDVs	Variables used in the data.
dzData	The DZ twin data.
mzData	The MZ twin data.
sep	Separator between base-name and numeric suffix when creating variable names, e.g. "_T"
enforceSep	Whether to require sep to be set, or just warn if it is not (Default = TRUE: enforce).
nSib	How many people per family? (Default = 2).
numObsMZ	set if data are not raw.
numObsDZ	set if data are not raw.
optimizer	Set by name (if you want to change it).

Value

None

References

- <https://github.com/tbates/umx>, <https://tbates.github.io>

See Also

Other xmu internal not for end user: `umxModel()`, `umxRenameMatrix()`, `umx_APA_pval()`, `umx_fun_mean_sd()`, `umx_get_bracket_addresses()`, `umx_make()`, `umx_standardize()`, `umx_string_to_algebra()`, `xmuHasSquareBrackets()`, `xmuLabel_MATRIX_Model()`, `xmuLabel_Matrix()`, `xmuLabel_RAM_Model()`, `xmuMI()`, `xmuMakeDeviationThresholdsMatrices()`, `xmuMakeOneHeadedPathsFromPathList()`, `xmuMakeTwoHeadedPathsFromPathList()`, `xmuMaxLevels()`, `xmuMinLevels()`, `xmuPropagateLabels()`, `xmuRAM2Ordinal()`, `xmuTwinSuper_Continuous()`, `xmuTwinSuper_NoBinary()`, `xmuTwinUpgradeMeansToCovariateModel()`, `xmu_CI_merge()`, `xmu_CI_stash()`, `xmu_DF_to_mxData_TypeCov()`, `xmu_PadAndPruneForDefVars()`, `xmu_bracket_address2rclabel()`, `xmu_cell_is_on()`, `xmu_check_levels_identical()`, `xmu_check_needs_means()`, `xmu_check_variance()`, `xmu_clean_label()`, `xmu_data_missing()`, `xmu_data_swap_a_block()`, `xmu_describe_data_WLS()`, `xmu_dot_make_paths()`, `xmu_dot_make_residuals()`, `xmu_dot_maker()`, `xmu_dot_move_ranks()`, `xmu_dot_rank_str()`, `xmu_extract_column()`, `xmu_get_CI()`, `xmu_lavaan_process_group()`, `xmu_make_TwinSuperModel()`, `xmu_make_bin_cont_pair_data()`, `xmu_make_mxData()`, `xmu_match.arg()`, `xmu_name_from_lavaan_str()`, `xmu_path2twin()`, `xmu_path_regex()`, `xmu_print_algebras()`, `xmu_rclabel_2_bracket_address()`, `xmu_relevel_factors()`, `xmu_safe_run_summary()`, `xmu_set_sep_from_suffi`, `xmu_show_fit_or_comparison()`, `xmu_simplex_corner()`, `xmu_standardize_ACE()`, `xmu_standardize_ACEcov()`, `xmu_standardize_ACEv()`, `xmu_standardize_CP()`, `xmu_standardize_IP()`, `xmu_standardize_RAM()`, `xmu_standardize_SexLim()`, `xmu_standardize_Simplex()`, `xmu_start_value_list()`, `xmu_starts()`, `xmu_summary_RAM_group_parameters()`, `xmu_twin_add_WeightMatrices()`, `xmu_twin_get_var_names()`, `xmu_twin_make_def_means_mats_and_alg()`, `xmu_twin_upgrade_selDvs2SelVars()`

Examples

```
library(umx)
data(twinData)
mzData = subset(twinData, zygosity == "MZFF")
dzData = subset(twinData, zygosity == "MZFF")
xmu_twin_check(selDVs = c("wt", "ht"), dzData = dzData, mzData = mzData,
  sep = "", enforceSep = TRUE)
xmu_twin_check(selDVs = c("wt", "ht"), dzData = dzData, mzData = mzData,
  sep = "", enforceSep = FALSE)
xmu_twin_check(selDVs = c("wt", "ht"), dzData = dzData, mzData = mzData,
  sep = "", enforceSep = TRUE, nSib = 2, optimizer = NULL)

## Not run:
# TODO xmu_twin_check: move to a test file:
# 1. stop on no rows
xmu_twin_check("Generativity", twinData[NULL,], twinData[NULL,], sep="_T")
# Error in xmu_twin_check("Generativity", twinData[NULL, ], twinData[NULL, ] :
#   Your DZ dataset has no rows!

# 2. Stop on a NULL sep = NULL IFF enforceSep = TRUE
xmu_twin_check(selDVs = c("wt", "ht"), dzData = dzData, mzData = mzData, enforceSep = TRUE)
# 3. stop on a factor with sep = NULL

## End(Not run)
```

xmu_twin_get_var_names

Not for user: pull variable names from a twin model

Description

Barely useful, but justified perhaps by centralizing trimming the "_T1" off, and returning just twin 1.

Usage

```
xmu_twin_get_var_names(
  model,
  source = c("expCovMZ", "observed"),
  trim = TRUE,
  twinOneOnly = TRUE
)
```

Arguments

model	A model to get the variables from
source	Whether to access the dimnames of the "expCovMZ" or the names of the "observed" data (will include covariates)
trim	Whether to trim the suffix (TRUE)
twinOneOnly	Whether to return on the names for twin 1 (i.e., unique names)

Value

- variable names from twin model

See Also

Other xmu internal not for end user: [umxModel\(\)](#), [umxRenameMatrix\(\)](#), [umx_APA_pval\(\)](#), [umx_fun_mean_sd\(\)](#), [umx_get_bracket_addresses\(\)](#), [umx_make\(\)](#), [umx_standardize\(\)](#), [umx_string_to_algebra\(\)](#), [xmuHasSquareBrackets\(\)](#), [xmuLabel_MATRIX_Model\(\)](#), [xmuLabel_Matrix\(\)](#), [xmuLabel_RAM_Model\(\)](#), [xmuMI\(\)](#), [xmuMakeDeviationThresholdsMatrices\(\)](#), [xmuMakeOneHeadedPathsFromPathList\(\)](#), [xmuMakeTwoHeadedPathsFromPathList\(\)](#), [xmuMaxLevels\(\)](#), [xmuMinLevels\(\)](#), [xmuPropagateLabels\(\)](#), [xmuRAM2Ordinal\(\)](#), [xmuTwinSuper_Continuous\(\)](#), [xmuTwinSuper_NoBinary\(\)](#), [xmuTwinUpgradeMeansToCovariateModel\(\)](#), [xmu_CI_merge\(\)](#), [xmu_CI_stash\(\)](#), [xmu_DF_to_mxData_TypeCov\(\)](#), [xmu_PadAndPruneForDefVars\(\)](#), [xmu_bracket_address2rclabel\(\)](#), [xmu_cell_is_on\(\)](#), [xmu_check_levels_identical\(\)](#), [xmu_check_needs_means\(\)](#), [xmu_check_variance\(\)](#), [xmu_clean_label\(\)](#), [xmu_data_missing\(\)](#), [xmu_data_swap_a_block\(\)](#), [xmu_describe_data_WLS\(\)](#), [xmu_dot_make_paths\(\)](#), [xmu_dot_make_residuals\(\)](#), [xmu_dot_maker\(\)](#), [xmu_dot_move_ranks\(\)](#), [xmu_dot_rank_str\(\)](#), [xmu_extract_column\(\)](#), [xmu_get_CI\(\)](#), [xmu_lavaan_process_group\(\)](#), [xmu_make_TwinSuperModel\(\)](#), [xmu_make_bin_cont_pair_data\(\)](#), [xmu_make_mxData\(\)](#), [xmu_match.arg\(\)](#), [xmu_name_from_lavaan_str\(\)](#), [xmu_path2twin\(\)](#), [xmu_path_regex\(\)](#), [xmu_print_algebras\(\)](#), [xmu_rclabel_2_bracket_address\(\)](#), [xmu_relevel_factors\(\)](#), [xmu_safe_run_summary\(\)](#), [xmu_set_sep_from_suffi](#)

```
xmu_show_fit_or_comparison(), xmu_simplex_corner(), xmu_standardize_ACE(), xmu_standardize_ACEcov(),
xmu_standardize_ACEv(), xmu_standardize_CP(), xmu_standardize_IP(), xmu_standardize_RAM(),
xmu_standardize_SexLim(), xmu_standardize_Simplex(), xmu_start_value_list(), xmu_starts(),
xmu_summary_RAM_group_parameters(), xmu_twin_add_WeightMatrices(), xmu_twin_check(),
xmu_twin_make_def_means_mats_and_alg(), xmu_twin_upgrade_selDvs2SelVars()
```

Examples

```
## Not run:
data(twinData) # ?twinData from Australian twins.
twinData[, c("ht1", "ht2")] = twinData[, c("ht1", "ht2")] * 10
mzData = twinData[twinData$zygosity %in% "MZFF", ]
dzData = twinData[twinData$zygosity %in% "DZFF", ]
m1 = umxACE(selDVs= "ht", sep= "", dzData= dzData, mzData= mzData, autoRun= FALSE)
selVars = xmu_twin_get_var_names(m1, source = "expCovMZ", trim = TRUE, twinOneOnly = TRUE) # "ht"
umx_check(selVars == "ht")
xmu_twin_get_var_names(m1, source= "expCovMZ", trim= FALSE, twinOneOnly= FALSE) # "ht1" "ht2"
selVars = xmu_twin_get_var_names(m1, source= "observed", trim= TRUE, twinOneOnly= TRUE)# "ht"
nVar = length(selVars)
umx_check(nVar == 1)

## End(Not run)
```

```
xmu_twin_make_def_means_mats_and_alg
```

Make the matrices and algebras for definition-based means models

Description

not-for-end-user helper for means in twin models. Returns matrices for each definition variable, and an algebra to compute means.

Usage

```
xmu_twin_make_def_means_mats_and_alg(baseCovs, fullVars, nSib, sep)
```

Arguments

baseCovs	base names of the DVs, e.g. "age"
fullVars	full names of the DVs, e.g. "E_T1"
nSib	how many siblings - typically 2
sep	in twin variable, i.e., "_T"

Value

matrices and an algebra

See Also

- `xmuTwinUpgradeMeansToCovariateModel()`

Other xmu internal not for end user: `umxModel()`, `umxRenameMatrix()`, `umx_APA_pval()`, `umx_fun_mean_sd()`, `umx_get_bracket_addresses()`, `umx_make()`, `umx_standardize()`, `umx_string_to_algebra()`, `xmuHasSquareBrackets()`, `xmuLabel_MATRIX_Model()`, `xmuLabel_Matrix()`, `xmuLabel_RAM_Model()`, `xmuMI()`, `xmuMakeDeviationThresholdsMatrices()`, `xmuMakeOneHeadedPathsFromPathList()`, `xmuMakeTwoHeadedPathsFromPathList()`, `xmuMaxLevels()`, `xmuMinLevels()`, `xmuPropagateLabels()`, `xmuRAM2Ordinal()`, `xmuTwinSuper_Continuous()`, `xmuTwinSuper_NoBinary()`, `xmuTwinUpgradeMeansToCovariateModel()`, `xmu_CI_merge()`, `xmu_CI_stash()`, `xmu_DF_to_mxData_TypeCov()`, `xmu_PadAndPruneForDefVars()`, `xmu_bracket_address2rclabel()`, `xmu_cell_is_on()`, `xmu_check_levels_identical()`, `xmu_check_needs_means()`, `xmu_check_variance()`, `xmu_clean_label()`, `xmu_data_missing()`, `xmu_data_swap_a_block()`, `xmu_describe_data_WLS()`, `xmu_dot_make_paths()`, `xmu_dot_make_residuals()`, `xmu_dot_maker()`, `xmu_dot_move_ranks()`, `xmu_dot_rank_str()`, `xmu_extract_column()`, `xmu_get_CI()`, `xmu_lavaan_process_group()`, `xmu_make_TwinSuperModel()`, `xmu_make_bin_cont_pair_data()`, `xmu_make_mxData()`, `xmu_match.arg()`, `xmu_name_from_lavaan_str()`, `xmu_path2twin()`, `xmu_path_regex()`, `xmu_print_algebras()`, `xmu_rclabel_2_bracket_address()`, `xmu_relevel_factors()`, `xmu_safe_run_summary()`, `xmu_set_sep_from_suffi`, `xmu_show_fit_or_comparison()`, `xmu_simplex_corner()`, `xmu_standardize_ACE()`, `xmu_standardize_ACEcov()`, `xmu_standardize_ACEv()`, `xmu_standardize_CP()`, `xmu_standardize_IP()`, `xmu_standardize_RAM()`, `xmu_standardize_SexLim()`, `xmu_standardize_Simplex()`, `xmu_start_value_list()`, `xmu_starts()`, `xmu_summary_RAM_group_parameters()`, `xmu_twin_add_WeightMatrices()`, `xmu_twin_check()`, `xmu_twin_get_var_names()`, `xmu_twin_upgrade_selDvs2SelVars()`

Examples

```
# xmu_twin_make_def_means_mats_and_alg(baseCovs= baseCovs,
#   fullVars = fullVars, nSib = nSib, sep= sep)
```

```
xmu_twin_upgrade_selDvs2SelVars
```

Upgrade selDVs to selVars

Description

Just a helper to go from "wt" to "wt_T1" contingent on sep not being null

Usage

```
xmu_twin_upgrade_selDvs2SelVars(selDVs, sep, nSib)
```

Arguments

<code>selDVs</code>	with wt or wt_T1
<code>sep</code>	either "" etc., or NULL
<code>nSib</code>	wideness of data

Value

list of wt_T1 wt_T2 etc.

See Also

- [umx](#)

Other xmu internal not for end user: [umxModel\(\)](#), [umxRenameMatrix\(\)](#), [umx_APA_pval\(\)](#), [umx_fun_mean_sd\(\)](#), [umx_get_bracket_addresses\(\)](#), [umx_make\(\)](#), [umx_standardize\(\)](#), [umx_string_to_algebra\(\)](#), [xmuHasSquareBrackets\(\)](#), [xmuLabel_MATRIX_Model\(\)](#), [xmuLabel_Matrix\(\)](#), [xmuLabel_RAM_Model\(\)](#), [xmuMI\(\)](#), [xmuMakeDeviationThresholdsMatrices\(\)](#), [xmuMakeOneHeadedPathsFromPathList\(\)](#), [xmuMakeTwoHeadedPathsFromPathList\(\)](#), [xmuMaxLevels\(\)](#), [xmuMinLevels\(\)](#), [xmuPropagateLabels\(\)](#), [xmuRAM2Ordinal\(\)](#), [xmuTwinSuper_Continuous\(\)](#), [xmuTwinSuper_NoBinary\(\)](#), [xmuTwinUpgradeMeansToCovariateModel\(\)](#), [xmu_CI_merge\(\)](#), [xmu_CI_stash\(\)](#), [xmu_DF_to_mxData_TypeCov\(\)](#), [xmu_PadAndPruneForDefVars\(\)](#), [xmu_bracket_address2rclabel\(\)](#), [xmu_cell_is_on\(\)](#), [xmu_check_levels_identical\(\)](#), [xmu_check_needs_means\(\)](#), [xmu_check_variance\(\)](#), [xmu_clean_label\(\)](#), [xmu_data_missing\(\)](#), [xmu_data_swap_a_block\(\)](#), [xmu_describe_data_WLS\(\)](#), [xmu_dot_make_paths\(\)](#), [xmu_dot_make_residuals\(\)](#), [xmu_dot_maker\(\)](#), [xmu_dot_move_ranks\(\)](#), [xmu_dot_rank_str\(\)](#), [xmu_extract_column\(\)](#), [xmu_get_CI\(\)](#), [xmu_lavaan_process_group\(\)](#), [xmu_make_TwinSuperModel\(\)](#), [xmu_make_bin_cont_pair_data\(\)](#), [xmu_make_mxData\(\)](#), [xmu_match.arg\(\)](#), [xmu_name_from_lavaan_str\(\)](#), [xmu_path2twin\(\)](#), [xmu_path_regex\(\)](#), [xmu_print_algebras\(\)](#), [xmu_rclabel_2_bracket_address\(\)](#), [xmu_relevel_factors\(\)](#), [xmu_safe_run_summary\(\)](#), [xmu_set_sep_from_suffi](#), [xmu_show_fit_or_comparison\(\)](#), [xmu_simplex_corner\(\)](#), [xmu_standardize_ACE\(\)](#), [xmu_standardize_ACEcov\(\)](#), [xmu_standardize_ACEv\(\)](#), [xmu_standardize_CP\(\)](#), [xmu_standardize_IP\(\)](#), [xmu_standardize_RAM\(\)](#), [xmu_standardize_SexLim\(\)](#), [xmu_standardize_Simplex\(\)](#), [xmu_start_value_list\(\)](#), [xmu_starts\(\)](#), [xmu_summary_RAM_group_parameters\(\)](#), [xmu_twin_add_WeightMatrices\(\)](#), [xmu_twin_check\(\)](#), [xmu_twin_get_var_names\(\)](#), [xmu_twin_make_def_means_mats_and_alg\(\)](#)

Examples

```
xmu_twin_upgrade_selDvs2SelVars("wt", NULL, 2)
```

Index

* Advanced Model Building Functions

- umx, 68
- umxAlgebra, 89
- umxFixAll, 139
- umxJiggle, 158
- umxRun, 219
- umxThresholdMatrix, 256
- umxUnexplainedCausalNexus, 265
- xmuLabel, 383
- xmuValues, 403

* CLPM Functions

- umxCLPM, 98

* Check or test

- umx, 68
- umx_check_names, 276
- umx_is_class, 295
- umx_is_endogenous, 297
- umx_is_exogenous, 298
- umx_is_numeric, 301
- umx_is_ordered, 302

* Core Model Building Functions

- umx, 68
- umxMatrix, 163
- umxModify, 170
- umxPath, 178
- umxRAM, 203
- umxSuperModel, 254

* Data Functions

- noNAs, 33
- prolific_anonymize, 50
- prolific_check_ID, 51
- prolific_read_demog, 52
- umx, 68
- umx_as_numeric, 272
- umx_cont_2_quantiles, 279
- umx_lower2full, 308
- umx_make_fake_data, 312
- umx_make_MR_data, 313
- umx_make_raw_from_cov, 314

- umx_make_TwinData, 317
- umx_merge_randomized_columns, 323
- umx_polychoric, 333
- umx_polypairwise, 334
- umx_polytriowise, 336
- umx_read_lower, 339
- umx_rename, 340
- umx_reorder, 343
- umx_score_scale, 351
- umx_select_valid, 354
- umx_stack, 370
- umx_strings2numeric, 372
- umxFactor, 134
- umxHetCor, 153

* File Functions

- dl_from_dropdown, 11
- umx, 68
- umx_file_load_pseudo, 284
- umx_make_sql_from_excel, 315
- umx_move_file, 325
- umx_open, 329
- umx_rename_file, 342
- umx_write_to_clipboard, 380

* Get and set

- umx, 68
- umx_get_checkpoint, 288
- umx_get_options, 289
- umx_set_auto_plot, 355
- umx_set_auto_run, 356
- umx_set_checkpoint, 357
- umx_set_condensed_slots, 358
- umx_set_cores, 359
- umx_set_data_variance_check, 360
- umx_set_dollar_symbol, 361
- umx_set_optimization_options, 362
- umx_set_optimizer, 363
- umx_set_plot_file_suffix, 364
- umx_set_plot_format, 365
- umx_set_plot_use_hrbrthemes, 366

- umx_set_separator, 367
- umx_set_silent, 368
- umx_set_table_format, 369
- * **Graphviz**
 - xmu_dot_define_shapes, 420
 - xmu_dot_make_paths, 422
 - xmu_dot_make_residuals, 423
 - xmu_dot_maker, 421
 - xmu_dot_mat2dot, 424
 - xmu_dot_rank, 429
- * **Miscellaneous Functions**
 - deg2rad, 10
 - fin_interest, 14
 - fin_JustifiedPE, 16
 - fin_NI, 17
 - fin_percent, 18
 - fin_ticker, 19
 - fin_valuation, 20
 - rad2deg, 54
 - umxBrownie, 94
- * **Miscellaneous Stats Functions**
 - FishersMethod, 22
 - geometric_mean, 23
 - harmonic_mean, 27
 - oddsratio, 34
 - reliability, 55
 - SE_from_p, 60
 - umx, 68
 - umx_apply, 271
 - umx_cor, 281
 - umx_means, 323
 - umx_r_test, 348
 - umx_round, 347
 - umx_scale, 349
 - umx_var, 378
 - umxCov2cor, 104
 - umxHetCor, 153
 - umxParan, 177
 - umxWeightedAIC, 267
- * **Miscellaneous Utility Functions**
 - install.OpenMx, 28
 - libs, 31
 - qm, 53
 - umx, 68
 - umx_array_shift, 272
 - umx_find_object, 285
 - umx_lower.tri, 307
 - umx_msg, 326
 - umx_open_CRAN_page, 330
 - umx_pad, 331
 - umx_print, 337
 - umxLav2RAM, 159
 - umxModelNames, 169
 - umxRAM2Lav, 210
 - umxVersion, 266
- * **Model Summary and Comparison**
 - umx, 68
 - umxCompare, 100
 - umxEquate, 125
 - umxMI, 166
 - umxReduce, 211
 - umxSetParameters, 221
 - umxSummary, 232
- * **Plotting functions**
 - ggAddR, 26
 - plot.MxLISRELModel, 35
 - plot.MxModel, 37
 - plot.MxModelTwinMaker, 39
 - umx, 68
 - umxPlot, 182
 - umxPlotACE, 184
 - umxPlotACEcov, 185
 - umxPlotACEv, 187
 - umxPlotCP, 188
 - umxPlotDoC, 189
 - umxPlotFun, 191
 - umxPlotGxE, 193
 - umxPlotGxEbiv, 194
 - umxPlotIP, 196
 - umxPlotSexLim, 197
 - umxPlotSimplex, 199
- * **Reporting Functions**
 - umx, 68
 - umx_aggregate, 268
 - umx_time, 375
 - umxAPA, 91
 - umxFactorScores, 136
 - umxGetLatents, 140
 - umxGetManifests, 141
 - umxGetModel, 142
 - umxGetParameters, 143
 - umxParameters, 175
- * **Reporting functions**
 - extractAIC.MxModel, 13
 - loadings, 32
 - loadings.MxModel, 32

- residuals.MxModel, 56
- RMSEA, 57
- RMSEA.MxModel, 58
- RMSEA.summary.mxmodel, 59
- tmx_show, 63
- tmx_show.MxMatrix, 64
- umxCI, 95
- umxCI_boot, 97
- umxConfind, 102
- umxExpCov, 132
- umxExpMeans, 133
- umxFitIndices, 137
- umxRotate, 217
- * **String Functions**
 - umx, 68
 - umx_explode, 282
 - umx_explode_twin_names, 283
 - umx_grep, 290
 - umx_names, 327
 - umx_paste_names, 332
 - umx_rot, 346
 - umx_str_chars, 374
 - umx_str_from_object, 375
 - umx_trim, 377
- * **Summary functions**
 - umxSummary.MxModel, 233
 - umxSummaryACEcov, 237
 - umxSummaryCP, 240
 - umxSummaryGxE, 244
 - umxSummaryIP, 247
 - umxSummaryMRDoC, 249
- * **Super-easy helpers**
 - umx, 68
 - umxEFA, 121
 - umxTwoStage, 262
- * **Teaching and Testing functions**
 - tmx_show.MxModel, 66
 - umxDiagnose, 111
 - umxPower, 200
- * **Teaching and testing Functions**
 - tmx_genotypic_effect, 61
 - tmx_is_identified, 62
 - umx, 68
- * **Test**
 - umx_check, 273
 - umx_check_model, 274
 - umx_check_names, 276
 - umx_check_OS, 277
 - umx_check_parallel, 278
 - umx_has_been_run, 291
 - umx_has_CIs, 292
 - umx_has_means, 293
 - umx_has_square_brackets, 294
 - umx_is_cov, 296
 - umx_is_MxData, 299
 - umx_is_MxMatrix, 300
 - umx_is_MxModel, 300
 - umx_is_RAM, 303
- * **Twin Data functions**
 - umx, 68
 - umx_long2wide, 304
 - umx_make_twin_data_nice, 321
 - umx_make_TwinData, 317
 - umx_residualize, 344
 - umx_scale_wide_twin_data, 350
 - umx_wide2long, 379
- * **Twin Modeling Functions**
 - power.ACE.test, 42
 - umx, 68
 - umxACE, 72
 - umxACEcov, 80
 - umxACEv, 83
 - umxCP, 105
 - umxDiffMZ, 112
 - umxDiscTwin, 114
 - umxDoC, 117
 - umxDoCp, 120
 - umxGxE, 145
 - umxGxE_window, 150
 - umxGxEbiv, 148
 - umxIP, 154
 - umxMRDoC, 173
 - umxReduce, 211
 - umxReduceACE, 213
 - umxReduceGxE, 214
 - umxRotate.MxModelCP, 218
 - umxSexLim, 223
 - umxSimplex, 227
 - umxSummarizeTwinData, 230
 - umxSummaryACE, 235
 - umxSummaryACEv, 238
 - umxSummaryDoC, 242
 - umxSummaryGxEbiv, 246
 - umxSummarySexLim, 250
 - umxSummarySimplex, 252
 - umxTwinMaker, 260

- * **datasets**
 - docData, 12
 - Fischbein_wt, 21
 - GFF, 24
 - iqdat, 30
 - umx, 68
 - us_skinfold_data, 381
- * **umx S3 functions**
 - plot.MxLISRELModel, 35
- * **umx deprecated**
 - umx-deprecated, 71
- * **xmu internal not for end user**
 - umx_APA_pval, 269
 - umx_fun_mean_sd, 286
 - umx_get_bracket_addresses, 287
 - umx_make, 310
 - umx_standardize, 371
 - umx_string_to_algebra, 373
 - umxModel, 168
 - umxRenameMatrix, 216
 - xmu_bracket_address2rclabel, 405
 - xmu_cell_is_on, 406
 - xmu_check_levels_identical, 407
 - xmu_check_needs_means, 408
 - xmu_check_variance, 410
 - xmu_CI_merge, 411
 - xmu_CI_stash, 412
 - xmu_clean_label, 414
 - xmu_data_missing, 415
 - xmu_data_swap_a_block, 416
 - xmu_describe_data_WLS, 417
 - xmu_DF_to_mxData_TypeCov, 419
 - xmu_dot_make_paths, 422
 - xmu_dot_make_residuals, 423
 - xmu_dot_maker, 421
 - xmu_dot_move_ranks, 427
 - xmu_dot_rank_str, 430
 - xmu_extract_column, 431
 - xmu_get_CI, 432
 - xmu_lavaan_process_group, 434
 - xmu_make_bin_cont_pair_data, 435
 - xmu_make_mxData, 437
 - xmu_make_TwinSuperModel, 439
 - xmu_match_arg, 444
 - xmu_name_from_lavaan_str, 445
 - xmu_PadAndPruneForDefVars, 447
 - xmu_path2twin, 448
 - xmu_path_regex, 449
 - xmu_print_algebras, 451
 - xmu_rclabel_2_bracket_address, 452
 - xmu_relevel_factors, 453
 - xmu_safe_run_summary, 455
 - xmu_set_sep_from_suffix, 458
 - xmu_show_fit_or_comparison, 459
 - xmu_simplex_corner, 460
 - xmu_standardize_ACE, 461
 - xmu_standardize_ACEcov, 462
 - xmu_standardize_ACEv, 463
 - xmu_standardize_CP, 465
 - xmu_standardize_IP, 466
 - xmu_standardize_RAM, 467
 - xmu_standardize_SexLim, 468
 - xmu_standardize_Simplex, 469
 - xmu_start_value_list, 473
 - xmu_starts, 470
 - xmu_summary_RAM_group_parameters, 474
 - xmu_twin_add_WeightMatrices, 475
 - xmu_twin_check, 477
 - xmu_twin_get_var_names, 479
 - xmu_twin_make_def_means_mats_and_alg, 480
 - xmu_twin_upgrade_selDvs2SelVars, 481
 - xmuHasSquareBrackets, 382
 - xmuLabel_Matrix, 385
 - xmuLabel_MATRIX_Model, 387
 - xmuLabel_RAM_Model, 388
 - xmuMakeDeviationThresholdsMatrices, 390
 - xmuMakeOneHeadedPathsFromPathList, 391
 - xmuMakeTwoHeadedPathsFromPathList, 392
 - xmuMaxLevels, 393
 - xmuMI, 394
 - xmuMinLevels, 395
 - xmuPropagateLabels, 396
 - xmuRAM2Ordinal, 397
 - xmuTwinSuper_Continuous, 398
 - xmuTwinSuper_NoBinary, 400
 - xmuTwinUpgradeMeansToCovariateModel, 402
- * **zAdvanced Helpers**
 - umx, 68
- aggregate(), 28, 268, 269

- AIC(), *13, 267*
 attributes(), *349*

 base::trimws(), *377*
 bquote(), *182*
 bucks, *8*

 colMeans(), *271*
 complete.cases(), *177, 415*
 cor.test(), *91*
 cov(), *378*
 cov2cor(), *105, 315*
 cowplot::draw_label(), *182*
 cumsum(), *271*

 data.frame, *50, 52, 92*
 data.frame(), *34, 153, 290, 302, 322, 437*
 deg2rad, *10, 15, 17–20, 54, 94*
 deg2rad(), *54*
 DiagrammeR::DiagrammeR(), *35, 37, 38, 365*
 dl_from_dropbox, *11, 69, 285, 316, 325, 330, 343, 381*
 docData, *12, 22, 26, 30, 70, 382*

 extractAIC.MxModel, *13, 32, 33, 56–59, 64, 65, 96, 98, 104, 133, 134, 138, 218*

 factanal(), *32, 33, 122, 124*
 factor(), *135*
 file.rename(), *325*
 fin_interest, *10, 14, 17–20, 54, 94*
 fin_interest(), *8, 9, 17–20*
 fin_JustifiedPE, *10, 15, 16, 18–20, 54, 94*
 fin_NI, *10, 15, 17, 19, 20, 54, 94*
 fin_NI(), *15, 17, 19, 20*
 fin_percent, *10, 15, 17, 18, 18, 19, 20, 54, 94*
 fin_percent(), *9, 15, 17–20, 42, 47*
 fin_ticker, *10, 15, 17–19, 19, 20, 54, 94*
 fin_valuation, *10, 15, 17–19, 20, 54, 94*
 fin_valuation(), *15, 18*
 Fischbein_wt, *12, 21, 26, 30, 70, 382*
 FishersMethod, *22, 23, 28, 35, 55, 60, 69, 105, 154, 177, 267, 271, 282, 323, 347–349, 379*
 formula(), *344*

 geometric_mean, *23, 23, 28, 35, 55, 60, 69, 105, 154, 177, 267, 271, 282, 323, 347–349, 379*
 geometric_mean(), *28*

 GFF, *12, 22, 24, 30, 70, 382*
 ggAddR, *26, 37, 38, 41, 69, 183, 185–187, 189, 190, 192, 194, 195, 197, 198, 200*
 ggplot2::annotate(), *182*
 ggplot2::geom_point(), *182*
 ggplot2::geom_smooth(), *182*
 ggplot2::ggplot(), *182*
 ggplot2::labs(), *182*
 ggplot2::qplot(), *183*
 ggplot2::stat_function(), *191, 192*
 ggplot2::theme_gray(), *182*
 glm(), *92*
 grep, *327*
 grep(), *290, 291, 328*

 harmonic_mean, *23, 27, 35, 55, 60, 69, 105, 154, 177, 267, 271, 282, 323, 347–349, 379*
 harmonic_mean(), *23*

 install.OpenMx, *28, 31, 53, 70, 161, 169, 211, 266, 272, 285, 307, 326, 330, 331, 338*
 install.OpenMx(), *266*
 install.packages(), *31*
 iqdat, *12, 22, 26, 30, 70, 382*

 library(), *31*
 libs, *29, 31, 53, 70, 161, 169, 211, 266, 272, 285, 307, 326, 330, 331, 338*
 lm(), *92, 182, 207*
 loadings, *13, 32, 32, 33, 56–59, 64, 65, 96, 98, 104, 133, 134, 138, 218*
 loadings(), *33*
 loadings.MxModel, *13, 32, 32, 56–59, 64, 65, 96, 98, 104, 133, 134, 138, 218*
 logLik(), *13*
 lower.tri(), *307*

 MASS::mvrnorm(), *314, 315*
 match.arg(), *444*
 matrix(), *307, 339*
 mean(), *23*
 merge(), *306*

 names, *327*
 namez, *341*
 namez (umx_names), *327*
 namez(), *176, 291, 333*

- nlme::lme(), 92, 115
nlme::nlme(), 115
noNAs, 33, 50, 51, 53, 69, 135, 154, 273, 280,
308, 313–315, 319, 324, 334–336,
339, 341, 344, 352, 355, 370, 372
- oddsratio, 23, 28, 34, 55, 60, 69, 105, 154,
177, 267, 271, 282, 323, 347–349,
379
- oddsratio(), 46, 47
- OpenMx::mxAlgebra(), 90, 161, 373
- OpenMx::mxCheckIdentification(), 62, 63,
234, 265
- OpenMx::mxCI(), 95, 103, 104
- OpenMx::mxConstraint(), 161
- OpenMx::mxData(), 206, 220, 302, 409, 419,
431, 437
- OpenMx::mxEvalByName(), 71
- OpenMx::mxExpectationNormal(), 441
- OpenMx::mxFactor(), 134, 135, 279, 280
- OpenMx::mxFactorScores(), 124, 136
- OpenMx::mxFitFunctionML(), 441
- OpenMx::mxFitFunctionMultigroup(), 254,
255
- OpenMx::mxFitFunctionWLS(), 417, 418,
441
- OpenMx::mxMatrix(), 158, 164, 166, 300,
383–386, 403
- OpenMx::mxMI(), 167
- OpenMx::mxModel(), 13, 36, 37, 56, 58, 59,
75, 82, 86, 95–97, 100, 101, 103,
109, 111, 118, 123, 125, 126, 132,
133, 137, 139, 144, 146, 149, 157,
167–172, 174, 176, 184, 185, 188,
198, 207, 212, 213, 220–222, 224,
230, 232, 233, 236, 238, 239, 241,
243, 245, 247, 248, 251, 253, 255,
263, 266, 291–293, 297, 298, 301,
304, 346, 347, 371, 376, 378, 383,
384, 387–389, 394, 396, 397, 403,
404, 406, 413, 421, 433, 441, 456,
459, 467
- OpenMx::mxPath(), 180, 383, 384
- OpenMx::mxPower(), 44
- OpenMx::mxRename(), 169
- OpenMx::mxRun(), 103, 171, 219
- OpenMx::mxSE(), 104
- OpenMx::mxThreshold(), 258
- OpenMx::mxTryHard(), 71, 456
- OpenMx::omxAssignFirstParameters(),
222
- OpenMx::omxAugmentDataWithWLSummary(),
418
- OpenMx::omxBrownie(), 94
- OpenMx::omxGetParameters(), 143, 144
- OpenMx::omxSetParameters(), 383
- OpenMx::summary.MxModel(), 137
- packageVersion(), 266
- parameters (umxParameters), 175
- parameters(), 144, 207
- paste0, 327
- plot (plot.MxModel), 37
- plot(), 37, 38, 40, 71, 109, 149, 157, 185,
186, 189, 194, 195, 197, 200, 207,
230, 241, 243, 245, 247, 248, 250,
426
- plot.MxLISRELModel, 27, 35, 38, 41, 69, 183,
185–187, 189, 190, 192, 194, 195,
197, 198, 200
- plot.MxModel, 27, 37, 37, 41, 69, 183,
185–187, 189, 190, 192, 194, 195,
197, 198, 200
- plot.MxModel(), 37, 38, 41, 204
- plot.MxModelACE (umxPlotACE), 184
- plot.MxModelACE(), 236
- plot.MxModelACEcov (umxPlotACEcov), 185
- plot.MxModelACEv (umxPlotACEv), 187
- plot.MxModelCP (umxPlotCP), 188
- plot.MxModelDoC (umxPlotDoC), 189
- plot.MxModelDoC(), 12, 243
- plot.MxModelGxE (umxPlotGxE), 193
- plot.MxModelGxEbiv (umxPlotGxEbiv), 194
- plot.MxModelIP (umxPlotIP), 196
- plot.MxModelSexLim (umxPlotSexLim), 197
- plot.MxModelSimplex (umxPlotSimplex),
199
- plot.MxModelTwinMaker, 27, 37, 38, 39, 69,
183, 185–187, 189, 190, 192, 194,
195, 197, 198, 200
- plot.percent, 42
- plotmath(), 92
- power.ACE.test, 42, 69, 75, 82, 86, 109, 114,
116, 119, 121, 147, 150, 152, 157,
174, 212, 214, 215, 219, 225, 230,
232, 236, 239, 243, 247, 251, 254,
261
- power.ACE.test(), 75, 202, 317

- print(bucks), 8
- print(), 47–49
- print.oddsratio, 46
- print.percent, 47
- print.reliability, 48
- print.RMSEA, 49
- prolific_anonymize, 34, 50, 51, 53, 69, 135, 154, 273, 280, 308, 313–315, 319, 324, 334–336, 339, 341, 344, 352, 355, 370, 372
- prolific_anonymize(), 53, 324
- prolific_check_ID, 34, 50, 51, 53, 69, 135, 154, 273, 280, 308, 313–315, 319, 324, 334–336, 339, 341, 344, 352, 355, 370, 372
- prolific_check_ID(), 50, 53, 324
- prolific_read_demog, 34, 50, 51, 52, 69, 135, 154, 273, 280, 308, 313–315, 319, 324, 334–336, 339, 341, 344, 352, 355, 370, 372
- prolific_read_demog(), 50, 324
- qm, 29, 31, 53, 70, 161, 169, 211, 266, 272, 285, 307, 326, 330, 331, 338
- rad2deg, 10, 15, 17–20, 54, 94
- rad2deg(), 10
- reformulate(), 182
- regex(), 176, 325
- regular expressions, 341
- reliability, 23, 28, 35, 55, 60, 69, 105, 154, 177, 267, 271, 282, 323, 347–349, 379
- reliability(), 48
- remove.packages(), 31
- replacement, 327
- residuals(), 56
- residuals.MxModel, 13, 32, 33, 56, 57–59, 64, 65, 96, 98, 104, 133, 134, 138, 218
- RMSEA, 13, 32, 33, 56, 57, 58, 59, 64, 65, 96, 98, 104, 133, 134, 138, 218
- RMSEA(), 49
- RMSEA.MxModel, 13, 32, 33, 56, 57, 58, 59, 64, 65, 96, 98, 104, 133, 134, 138, 218
- RMSEA.MxModel(), 57
- RMSEA.summary.mxmodel, 13, 32, 33, 56–58, 59, 64, 65, 96, 98, 104, 133, 134, 138, 218
- round(), 270
- rowSums(), 271
- scale, 457
- scale(), 349
- scales::dollar(), 9
- SE_from_p, 23, 28, 35, 55, 60, 69, 105, 154, 177, 267, 271, 282, 323, 347–349, 379
- SE_from_p(), 93
- shQuote(), 329
- sin(), 10, 54
- stack(), 370
- stats::confint(), 96, 104
- stats::glm(), 91
- stats::lm(), 91
- subset(), 417
- summary(), 234
- summaryAPA(umxAPA), 91
- t.test(), 91, 92
- tmx_genotypic_effect, 61, 63, 69
- tmx_is_identified, 62, 62, 69
- tmx_show, 13, 32, 33, 56–59, 63, 65, 96, 98, 104, 133, 134, 138, 218
- tmx_show.MxMatrix, 13, 32, 33, 56–59, 64, 64, 96, 98, 104, 133, 134, 138, 218
- tmx_show.MxModel, 66, 112, 202
- tryCatch(), 455
- tvars(umx_paste_names), 332
- umx, 11, 12, 22, 23, 26–31, 34, 35, 37, 38, 41, 44, 50, 51, 53, 55, 60, 62, 63, 68, 75, 82, 86, 90, 93, 102, 105, 109, 114, 116, 119, 121, 124, 126, 135, 136, 139–142, 144, 147, 150, 152, 154, 157, 159, 161, 164, 167, 169, 172, 174, 176, 177, 180, 183, 185–187, 189, 190, 192, 194, 195, 197, 198, 200, 207, 211, 212, 214, 215, 219, 220, 222, 225, 230, 232, 236, 239, 243, 247, 251, 254, 255, 258, 261, 264–267, 269, 271–273, 276, 280, 282, 283, 285, 289–291, 295, 297, 298, 302, 303, 306–308, 313–316, 319, 322–326, 328, 330, 331, 333–336, 338, 339, 341, 343–350, 352, 355–370, 372, 374–377, 379–382, 384, 404, 482

- umx(), 127
- umx-deprecated, 71
- umx-package (umx), 68
- umx2ord (umx_cont_2_quantiles), 279
- umx_aggregate, 69, 93, 136, 140–142, 144, 176, 268, 376
- umx_aggregate(), 271, 291
- umx_APA_pval, 168, 216, 269, 286, 288, 311, 371, 373, 383, 387–397, 399, 401, 402, 405, 406, 408, 409, 411–415, 417, 418, 420, 421, 423, 424, 428, 430, 432, 433, 435, 436, 438, 442, 444, 446, 447, 449–451, 453, 454, 456, 458–461, 463–467, 469–471, 473, 474, 476, 478, 479, 481, 482
- umx_apply, 23, 28, 35, 55, 60, 69, 105, 154, 177, 267, 271, 282, 323, 347–349, 379
- umx_apply(), 269
- umx_array_shift, 29, 31, 53, 70, 161, 169, 211, 266, 272, 285, 307, 326, 330, 331, 338
- umx_as_numeric, 34, 50, 51, 53, 69, 135, 154, 272, 280, 308, 313–315, 319, 324, 334–336, 339, 341, 344, 352, 355, 370, 372
- umx_check, 273, 275, 276, 278, 279, 291, 292, 294–296, 299–301, 304
- umx_check_model, 274, 274, 276, 278, 279, 291, 292, 294–296, 299–301, 304
- umx_check_names, 69, 274, 275, 276, 278, 279, 291, 292, 294–304, 341
- umx_check_names(), 328
- umx_check_OS, 274–276, 277, 279, 291, 292, 294–296, 299–301, 304
- umx_check_parallel, 274–276, 278, 278, 291, 292, 294–296, 299–301, 304
- umx_checkpoint (umx_set_checkpoint), 357
- umx_cont_2_quantiles, 34, 50, 51, 53, 69, 135, 154, 273, 279, 308, 313–315, 319, 324, 334–336, 339, 341, 344, 352, 355, 370, 372
- umx_cor, 23, 28, 35, 55, 60, 69, 105, 154, 177, 267, 271, 281, 323, 347–349, 379
- umx_explode, 69, 282, 283, 291, 328, 333, 346, 374, 375, 377
- umx_explode(), 374
- umx_explode_twin_names, 69, 283, 283, 291, 328, 333, 346, 374, 375, 377
- umx_explode_twin_names(), 333
- umx_factor (umxFactor), 134
- umx_file_load_pseudo, 11, 69, 284, 316, 325, 330, 343, 381
- umx_find_object, 29, 31, 53, 70, 161, 169, 211, 266, 272, 285, 307, 326, 330, 331, 338
- umx_fun_mean_sd, 168, 216, 270, 286, 288, 311, 371, 373, 383, 387–397, 399, 401, 402, 405, 406, 408, 409, 411–415, 417, 418, 420, 421, 423, 424, 428, 430, 432, 433, 435, 436, 438, 442, 444, 446, 447, 449–451, 453, 454, 456, 458–461, 463–467, 469–471, 473, 474, 476, 478, 479, 481, 482
- umx_fun_mean_sd(), 286
- umx_get_bracket_addresses, 168, 216, 270, 286, 287, 311, 371, 373, 383, 387–397, 399, 401, 402, 405, 406, 408, 409, 411–415, 417, 418, 420, 421, 423, 424, 428, 430, 432, 433, 435, 436, 438, 442, 444, 446, 447, 449–451, 453, 454, 456, 458–461, 463–467, 469–471, 473, 474, 476, 478, 479, 481, 482
- umx_get_checkpoint, 69, 288, 290, 356–369
- umx_get_options, 69, 289, 289, 356–369
- umx_grep, 69, 283, 290, 328, 333, 346, 374, 375, 377
- umx_has_been_run, 274–276, 278, 279, 291, 292, 294–296, 299–301, 304
- umx_has_CIs, 274–276, 278, 279, 291, 292, 294–296, 299–301, 304
- umx_has_means, 274–276, 278, 279, 291, 292, 293, 295, 296, 299–301, 304
- umx_has_square_brackets, 274–276, 278, 279, 291, 292, 294, 294, 296, 299–301, 304
- umx_is_class, 69, 276, 295, 297, 298, 302, 303
- umx_is_class(), 302
- umx_is_cov, 274–276, 278, 279, 291, 292, 294, 295, 296, 299–301, 304
- umx_is_endogenous, 69, 276, 295, 297, 298, 302, 303
- umx_is_exogenous, 69, 276, 295, 297, 298,

- 302, 303
- umx_is_MxData, 274–276, 278, 279, 291, 292, 294–296, 299, 300, 301, 304
- umx_is_MxMatrix, 274–276, 278, 279, 291, 292, 294–296, 299, 300, 301, 304
- umx_is_MxModel, 274–276, 278, 279, 291, 292, 294–296, 299, 300, 300, 304
- umx_is_numeric, 69, 276, 295, 297, 298, 301, 303
- umx_is_numeric(), 295
- umx_is_ordered, 69, 276, 295, 297, 298, 302, 302
- umx_is_ordered(), 112
- umx_is_RAM, 274–276, 278, 279, 291, 292, 294–296, 299–301, 303
- umx_long2wide, 69, 304, 319, 322, 345, 350, 380
- umx_long2wide(), 322, 324
- umx_lower.tri, 29, 31, 53, 70, 161, 169, 211, 266, 272, 285, 307, 326, 330, 331, 338
- umx_lower2full, 34, 50, 51, 53, 69, 135, 154, 273, 280, 308, 313–315, 319, 324, 334–336, 339, 341, 344, 352, 355, 370, 372
- umx_make, 168, 216, 270, 286, 288, 310, 371, 373, 383, 387–397, 399, 401, 402, 405, 406, 408, 409, 411–415, 417, 418, 420, 421, 423, 424, 428, 430, 432, 433, 435, 436, 438, 442, 444, 446, 447, 449–451, 453, 454, 456, 458–461, 463–467, 469–471, 473, 474, 476, 478, 479, 481, 482
- umx_make_fake_data, 34, 50, 51, 53, 69, 135, 154, 273, 280, 308, 312, 314, 315, 319, 324, 334–336, 339, 341, 344, 352, 355, 370, 372
- umx_make_MR_data, 34, 50, 51, 53, 69, 135, 154, 273, 280, 308, 313, 313, 315, 319, 324, 334–336, 339, 341, 344, 352, 355, 370, 372
- umx_make_MR_data(), 264
- umx_make_raw_from_cov, 34, 50, 51, 53, 69, 135, 154, 273, 280, 308, 313, 314, 314, 319, 324, 334–336, 339, 341, 344, 352, 355, 370, 372
- umx_make_sql_from_excel, 11, 69, 285, 315, 325, 330, 343, 381
- umx_make_twin_data_nice, 69, 306, 319, 321, 345, 350, 380
- umx_make_TwinData, 34, 50, 51, 53, 69, 135, 154, 273, 280, 306, 308, 313–315, 317, 322, 324, 334–336, 339, 341, 344, 345, 350, 352, 355, 370, 372, 380
- umx_means, 23, 28, 35, 55, 60, 69, 105, 154, 177, 267, 271, 282, 323, 347–349, 379
- umx_merge_randomized_columns, 34, 50, 51, 53, 69, 135, 154, 273, 280, 308, 313–315, 319, 323, 334–336, 339, 341, 344, 352, 355, 370, 372
- umx_merge_randomized_columns(), 50, 53
- umx_move_file, 11, 69, 285, 316, 325, 330, 343, 381
- umx_msg, 29, 31, 53, 70, 161, 169, 211, 266, 272, 285, 307, 326, 330, 331, 338
- umx_msg(), 338
- umx_names, 69, 283, 291, 327, 333, 346, 374, 375, 377
- umx_open, 11, 69, 285, 316, 325, 329, 343, 381
- umx_open_CRAN_page, 29, 31, 53, 70, 161, 169, 211, 266, 272, 285, 307, 326, 330, 331, 338
- umx_pad, 29, 31, 53, 70, 161, 169, 211, 266, 272, 285, 307, 326, 330, 331, 338
- umx_paste_names, 69, 283, 291, 328, 332, 346, 374, 375, 377
- umx_polychoric, 34, 50, 51, 53, 69, 135, 154, 273, 280, 308, 313–315, 319, 324, 333, 335, 336, 339, 341, 344, 352, 355, 370, 372
- umx_polypairwise, 34, 50, 51, 53, 69, 135, 154, 273, 280, 308, 313–315, 319, 324, 334, 334, 336, 339, 341, 344, 352, 355, 370, 372
- umx_polytriwise, 34, 50, 51, 53, 69, 135, 154, 273, 280, 308, 313–315, 319, 324, 334, 335, 336, 339, 341, 344, 352, 355, 370, 372
- umx_print, 29, 31, 53, 70, 161, 169, 211, 266, 272, 285, 307, 326, 330, 331, 337
- umx_r_test, 23, 28, 35, 55, 60, 69, 105, 154, 177, 267, 271, 282, 323, 347, 348, 349, 379
- umx_r_test(), 35

- umx_read_lower, *34, 50, 51, 53, 69, 135, 154, 273, 280, 308, 313–315, 319, 324, 334–336, 339, 341, 344, 352, 355, 370, 372*
- umx_rename, *34, 50, 51, 53, 69, 135, 154, 273, 280, 308, 313–315, 319, 324, 334–336, 339, 340, 344, 352, 355, 370, 372*
- umx_rename_file, *11, 69, 285, 316, 325, 330, 342, 381*
- umx_reorder, *34, 50, 51, 53, 69, 135, 154, 273, 280, 308, 313–315, 319, 324, 334–336, 339, 341, 343, 352, 355, 370, 372*
- umx_residualize, *69, 306, 319, 322, 344, 350, 380*
- umx_residualize(), *74*
- umx_rot, *69, 283, 291, 328, 333, 346, 374, 375, 377*
- umx_round, *23, 28, 35, 55, 60, 69, 105, 154, 177, 267, 271, 282, 323, 347, 348, 349, 379*
- umx_scale, *23, 28, 35, 55, 60, 69, 105, 154, 177, 267, 271, 282, 323, 347, 348, 349, 379*
- umx_scale_wide_twin_data, *69, 306, 319, 322, 345, 350, 380*
- umx_score_scale, *34, 50, 51, 53, 69, 135, 154, 273, 280, 308, 313–315, 319, 324, 334–336, 339, 341, 344, 351, 355, 370, 372*
- umx_select_valid, *34, 50, 51, 53, 69, 135, 154, 273, 280, 308, 313–315, 319, 324, 334–336, 339, 341, 344, 352, 354, 370, 372*
- umx_set_auto_plot, *69, 289, 290, 355, 357–369*
- umx_set_auto_plot(), *37*
- umx_set_auto_run, *69, 289, 290, 356, 356, 358–369*
- umx_set_checkpoint, *69, 289, 290, 356, 357, 357, 359–369*
- umx_set_condensed_slots, *69, 289, 290, 356–358, 358, 360–369*
- umx_set_cores, *69, 289, 290, 356–359, 359, 361–369*
- umx_set_data_variance_check, *69, 289, 290, 356–360, 360, 362–369*
- umx_set_dollar_symbol, *69, 289, 290, 356–361, 361, 363–369*
- umx_set_dollar_symbol(), *15*
- umx_set_optimization_options, *69, 289, 290, 356–362, 362, 364–369*
- umx_set_optimization_options(), *106, 155*
- umx_set_optimizer, *69, 289, 290, 356–363, 363, 365–369*
- umx_set_plot_file_suffix, *69, 289, 290, 356–364, 364, 366–369*
- umx_set_plot_format, *69, 289, 290, 356–365, 365, 366–369*
- umx_set_plot_format(), *37, 38, 41*
- umx_set_plot_use_hrbthemes, *69, 289, 290, 356–366, 366, 367–369*
- umx_set_separator, *69, 289, 290, 356–366, 367, 368, 369*
- umx_set_silent, *69, 289, 290, 356–367, 368, 369*
- umx_set_table_format, *69, 289, 290, 356–368, 369*
- umx_set_table_format(), *211, 214, 337, 338*
- umx_stack, *34, 50, 51, 53, 69, 135, 154, 273, 280, 308, 313–315, 319, 324, 334–336, 339, 341, 344, 352, 355, 370, 372*
- umx_standardize, *168, 216, 270, 286, 288, 311, 371, 373, 383, 387–397, 399, 401, 402, 405, 406, 408, 409, 411–415, 417, 418, 420, 421, 423, 424, 428, 430, 432, 433, 435, 436, 438, 442, 444, 446, 447, 449–451, 453, 454, 456, 458–461, 463–467, 469–471, 473, 474, 476, 478, 479, 481, 482*
- umx_standardize(), *71, 461, 465–467*
- umx_str_chars, *69, 283, 291, 328, 333, 346, 374, 375, 377*
- umx_str_from_object, *69, 283, 291, 328, 333, 346, 374, 375, 377*
- umx_string_to_algebra, *168, 216, 270, 286, 288, 311, 371, 373, 383, 387–397, 399, 401, 402, 405, 406, 408, 409, 411–415, 417, 418, 420, 421, 423, 424, 428, 430, 432, 433, 435, 436, 438, 442, 444, 446, 447, 449–451,*

- 453, 454, 456, 458–461, 463–467,
469–471, 473, 474, 476, 478, 479,
481, 482
- `umx_string_to_algebra()`, 71
- `umx_strings2numeric`, 34, 50, 51, 53, 69,
135, 154, 273, 280, 308, 313–315,
319, 324, 334–336, 339, 341, 344,
352, 355, 370, 372
- `umx_time`, 69, 93, 136, 140–142, 144, 176,
269, 375
- `umx_trim`, 69, 283, 291, 328, 333, 346, 374,
375, 377
- `umx_update_OpenMx` (`install.OpenMx`), 28
- `umx_var`, 23, 28, 35, 55, 60, 69, 105, 154, 177,
267, 271, 282, 323, 347–349, 378
- `umx_wide2long`, 69, 306, 319, 322, 345, 350,
379
- `umx_wide2long()`, 322, 370
- `umx_write_to_clipboard`, 11, 69, 285, 316,
325, 330, 343, 380
- `umxACE`, 44, 69, 72, 82, 86, 109, 114, 116, 119,
121, 147, 150, 152, 157, 174, 212,
214, 215, 219, 225, 230, 232, 236,
239, 243, 247, 251, 254, 261
- `umxACE()`, 44, 80, 108, 109, 156, 184–186,
211, 213, 230, 235, 236, 319, 356,
440, 461
- `umxACEcov`, 44, 69, 75, 80, 86, 109, 114, 116,
119, 121, 147, 150, 152, 157, 174,
212, 214, 215, 219, 225, 230, 232,
236, 239, 243, 247, 251, 254, 261
- `umxACEcov()`, 237, 238, 333, 462
- `umxACEv`, 44, 69, 75, 82, 83, 109, 114, 116,
119, 121, 147, 150, 152, 157, 174,
212, 214, 215, 219, 225, 230, 232,
236, 239, 243, 247, 251, 254, 261
- `umxACEv()`, 187, 238, 239, 440, 464
- `umxAlgebra`, 70, 89, 139, 159, 220, 258, 265,
384, 404
- `umxAPA`, 69, 91, 136, 140–142, 144, 176, 269,
376
- `umxAPA()`, 60, 232, 269, 270
- `umxBrownie`, 10, 15, 17–20, 54, 94
- `umxCI`, 13, 32, 33, 56–59, 64, 65, 95, 98, 104,
133, 134, 138, 218
- `umxCI()`, 71, 96, 104
- `umxCI_boot`, 13, 32, 33, 56–59, 64, 65, 96, 97,
104, 133, 134, 138, 218
- `umxCI_boot()`, 133
- `umxCLPM`, 98
- `umxCompare`, 69, 100, 126, 167, 212, 222, 232
- `umxCompare()`, 13, 102, 126, 265
- `umxConfint`, 13, 32, 33, 56–59, 64, 65, 96, 98,
102, 133, 134, 138, 218
- `umxConfint()`, 96, 413
- `umxCov2cor`, 23, 28, 35, 55, 60, 69, 104, 154,
177, 267, 271, 282, 323, 347–349,
379
- `umxCP`, 44, 69, 75, 82, 86, 105, 114, 116, 119,
121, 147, 150, 152, 157, 174, 212,
214, 215, 219, 225, 230, 232, 236,
239, 241, 243, 247, 251, 254, 261
- `umxCP()`, 109, 154, 157, 189, 217–219, 240,
243, 440, 465
- `umxDiagnose`, 67, 111, 202
- `umxDiffMZ`, 44, 69, 75, 82, 86, 109, 112, 116,
119, 121, 147, 150, 152, 157, 174,
212, 214, 215, 219, 225, 230, 232,
236, 239, 243, 247, 251, 254, 261
- `umxDiffMZ()`, 116, 264
- `umxDiscTwin`, 44, 69, 75, 82, 86, 109, 114,
114, 119, 121, 147, 150, 152, 157,
174, 212, 214, 215, 219, 225, 230,
232, 236, 239, 243, 247, 251, 254,
261
- `umxDiscTwin()`, 114, 119, 264
- `umxDoC`, 44, 69, 75, 82, 86, 109, 114, 116, 117,
121, 147, 150, 152, 157, 174, 212,
214, 215, 219, 225, 230, 232, 236,
239, 243, 247, 250, 251, 254, 261
- `umxDoC()`, 12, 114, 116, 121, 174, 189, 190,
242, 243, 249, 264
- `umxDoCp`, 44, 69, 75, 82, 86, 109, 114, 116,
119, 120, 147, 150, 152, 157, 174,
212, 214, 215, 219, 225, 230, 232,
236, 239, 243, 247, 251, 254, 261
- `umxEFA`, 69, 121, 264
- `umxEquate`, 69, 102, 125, 167, 212, 222, 232
- `umxEquate()`, 383
- `umxExampleCode_TRHGpaper` (`umxExamples`),
127
- `umxExamples`, 127
- `umxExpCov`, 13, 32, 33, 56–59, 64, 65, 96, 98,
104, 132, 134, 138, 218
- `umxExpCov()`, 98
- `umxExpMeans`, 13, 32, 33, 56–59, 64, 65, 96,

- 98, 104, 133, 133, 138, 218
 umxExpMeans(), 98
 umxFactanal (umxEFA), 121
 umxFactanal(), 135
 umxFactor, 34, 50, 51, 53, 69, 134, 154, 273,
 280, 308, 313–315, 319, 324,
 334–336, 339, 341, 344, 352, 355,
 370, 372
 umxFactorScores, 69, 93, 136, 140–142, 144,
 176, 269, 376
 umxFitIndices, 13, 32, 33, 56–59, 64, 65, 96,
 98, 104, 133, 134, 137, 218
 umxFixAll, 70, 90, 139, 159, 220, 258, 265,
 384, 404
 umxGetLatents, 69, 93, 136, 140, 141, 142,
 144, 176, 269, 376
 umxGetManifests, 69, 93, 136, 140, 141, 142,
 144, 176, 269, 376
 umxGetManifests(), 140–142
 umxGetModel, 69, 93, 136, 140, 141, 142, 144,
 176, 269, 376
 umxGetParameters, 69, 93, 136, 140–142,
 143, 176, 269, 376
 umxGetParameters(), 126, 176
 umxGxE, 44, 69, 75, 82, 86, 109, 114, 116, 119,
 121, 145, 150, 152, 157, 174, 212,
 214, 215, 219, 225, 230, 232, 236,
 239, 243, 247, 251, 254, 261
 umxGxE(), 109, 149, 152, 193, 194, 211, 214,
 215, 244, 245, 319, 440
 umxGxE_window, 44, 69, 75, 82, 86, 109, 114,
 116, 119, 121, 147, 150, 150, 157,
 174, 212, 214, 215, 219, 225, 230,
 232, 236, 239, 243, 247, 251, 254,
 261
 umxGxE_window(), 147
 umxGxEbiv, 44, 69, 75, 82, 86, 109, 114, 116,
 119, 121, 147, 148, 152, 157, 174,
 212, 214, 215, 219, 225, 230, 232,
 236, 239, 243, 247, 251, 254, 261
 umxGxEbiv(), 149, 195, 246, 319
 umxHetCor, 23, 28, 34, 35, 50, 51, 53, 55, 60,
 69, 105, 135, 153, 177, 267, 271,
 273, 280, 282, 308, 313–315, 319,
 323, 324, 334–336, 339, 341, 344,
 347–349, 352, 355, 370, 372, 379
 umxHetCor(), 282
 umxIP, 44, 69, 75, 82, 86, 109, 114, 116, 119,
 121, 147, 150, 152, 154, 174, 212,
 214, 215, 219, 225, 230, 232, 236,
 239, 243, 247, 248, 251, 254, 261
 umxIP(), 109, 196, 197, 247, 248, 440, 466
 umxJiggle, 70, 90, 139, 158, 220, 258, 265,
 384, 404
 umxLav2RAM, 29, 31, 53, 70, 159, 169, 211,
 266, 272, 285, 307, 326, 330, 331,
 338
 umxLav2RAM(), 204, 207, 435
 umxMatrix, 69, 163, 172, 180, 207, 255
 umxMatrix(), 64–66, 90, 166, 216, 425, 460
 umxMatrixFree, 165
 umxMI, 69, 102, 126, 166, 212, 222, 232
 umxMI(), 394
 umxModel, 168, 216, 270, 286, 288, 311, 371,
 373, 383, 387–397, 399, 401, 402,
 405, 406, 408, 409, 411–415, 417,
 418, 420, 421, 423, 424, 428, 430,
 432, 433, 435, 436, 438, 442, 444,
 446, 447, 449–451, 453, 454, 456,
 458–461, 463–467, 469–471, 473,
 474, 476, 478, 479, 481, 482
 umxModelNames, 29, 31, 53, 70, 161, 169, 211,
 266, 272, 285, 307, 326, 330, 331,
 338
 umxModify, 69, 164, 170, 180, 207, 255
 umxModify(), 12, 75, 96, 126, 190, 221, 222,
 236, 243, 403
 umxMR (umxTwoStage), 262
 umxMR(), 114, 116
 umxMRDoC, 45, 69, 75, 82, 86, 109, 114, 116,
 119, 121, 147, 150, 152, 157, 173,
 212, 214, 215, 219, 225, 230, 232,
 236, 239, 243, 247, 251, 254, 261
 umxMRDoC(), 249
 umxParameters, 69, 93, 136, 140–142, 144,
 175, 269, 376
 umxParameters(), 175
 umxParan, 23, 28, 35, 55, 60, 69, 105, 154,
 177, 267, 271, 282, 323, 347–349,
 379
 umxPath, 69, 164, 172, 178, 207, 255
 umxPath(), 120, 121, 161, 203, 204, 207, 261,
 449
 umxPlot, 27, 37, 38, 41, 69, 182, 185–187,
 189, 190, 192, 194, 195, 197, 198,
 200

- umxPlot(), 27
 umxPlotACE, 27, 37, 38, 41, 69, 183, 184, 186,
 187, 189, 190, 192, 194, 195, 197,
 198, 200
 umxPlotACE(), 37, 38, 41, 75
 umxPlotACEcov, 27, 37, 38, 41, 69, 183, 185,
 185, 187, 189, 190, 192, 194, 195,
 197, 198, 200
 umxPlotACEv, 27, 37, 38, 41, 69, 183, 185,
 186, 187, 189, 190, 192, 194, 195,
 197, 198, 200
 umxPlotCP, 27, 37, 38, 41, 69, 183, 185–187,
 188, 190, 192, 194, 195, 197, 198,
 200
 umxPlotCP(), 37, 38, 41, 109
 umxPlotDoC, 27, 37, 38, 41, 69, 183, 185–187,
 189, 189, 192, 194, 195, 197, 198,
 200
 umxPlotFun, 27, 37, 38, 41, 69, 183, 185–187,
 189, 190, 191, 194, 195, 197, 198,
 200
 umxPlotFun(), 27
 umxPlotGxE, 27, 37, 38, 41, 69, 183, 185–187,
 189, 190, 192, 193, 195, 197, 198,
 200
 umxPlotGxE(), 37, 38, 41
 umxPlotGxEbiv, 27, 37, 38, 41, 69, 183,
 185–187, 189, 190, 192, 194, 194,
 197, 198, 200
 umxPlotIP, 27, 37, 38, 41, 69, 183, 185–187,
 189, 190, 192, 194, 195, 196, 198,
 200
 umxPlotIP(), 37, 38, 41
 umxPlotMxModelTwinMaker
 (plot.MxModelTwinMaker), 39
 umxPlotSexLim, 27, 37, 38, 41, 69, 183,
 185–187, 189, 190, 192, 194, 195,
 197, 197, 200
 umxPlotSexLim(), 225, 251
 umxPlotSimplex, 27, 37, 38, 41, 69, 183,
 185–187, 189, 190, 192, 194, 195,
 197, 198, 199
 umxPower, 67, 112, 200
 umxPower(), 44, 317
 umxRAM, 69, 164, 172, 180, 203, 255
 umxRAM(), 64–66, 68, 102, 140–142, 159, 161,
 164, 168, 202, 207, 234, 255, 260,
 261, 356, 368, 397, 446, 449, 455
 umxRAM2Lav, 29, 31, 53, 70, 161, 169, 210,
 266, 272, 285, 307, 326, 330, 331,
 338
 umxRAM2Lav(), 161
 umxReduce, 45, 69, 75, 82, 86, 102, 109, 114,
 116, 119, 121, 126, 147, 150, 152,
 157, 167, 174, 211, 214, 215, 219,
 222, 225, 230, 232, 236, 239, 243,
 247, 251, 254, 261
 umxReduce(), 147, 149, 214, 215, 245
 umxReduceACE, 45, 69, 75, 82, 86, 109, 114,
 116, 119, 121, 147, 150, 152, 157,
 174, 212, 213, 215, 219, 225, 230,
 232, 236, 239, 243, 247, 251, 254,
 261
 umxReduceACE(), 211, 212, 215
 umxReduceGxE, 45, 69, 75, 82, 86, 109, 114,
 116, 119, 121, 147, 150, 152, 157,
 174, 212, 214, 214, 219, 225, 230,
 232, 236, 239, 243, 247, 251, 254,
 261
 umxReduceGxE(), 211, 212, 214
 umxRenameMatrix, 168, 216, 270, 286, 288,
 311, 371, 373, 383, 387–397, 399,
 401, 402, 405, 406, 408, 409,
 411–415, 417, 418, 420, 421, 423,
 424, 428, 430, 432, 433, 435, 436,
 438, 442, 444, 446, 447, 449–451,
 453, 454, 456, 458–461, 463–467,
 469–471, 473, 474, 476, 478, 479,
 481, 482
 umxRotate, 13, 32, 33, 56–59, 64, 65, 96, 98,
 104, 133, 134, 138, 217
 umxRotate.MxModelCP, 45, 69, 75, 82, 86,
 109, 114, 116, 119, 121, 147, 150,
 152, 157, 174, 212, 214, 215, 218,
 225, 230, 232, 236, 239, 243, 247,
 251, 254, 261
 umxRotate.MxModelCP(), 109, 217
 umxRun, 70, 90, 139, 159, 219, 258, 265, 384,
 404
 umxRun(), 71, 133
 umxSetParameters, 69, 102, 126, 167, 212,
 221, 232
 umxSexLim, 45, 69, 75, 82, 86, 109, 114, 116,
 119, 121, 147, 150, 152, 157, 174,
 212, 214, 215, 219, 223, 230, 232,
 236, 239, 243, 247, 251, 254, 261

- umxSexLim(), 198, 250, 251, 468, 469
- umxSimplex, 45, 69, 75, 82, 86, 109, 114, 116, 119, 121, 147, 150, 152, 157, 174, 212, 214, 215, 219, 225, 227, 232, 236, 239, 243, 247, 251, 254, 261
- umxSimplex(), 199, 200, 252, 254, 469, 470
- umxSummarizeTwinData, 45, 69, 75, 82, 86, 109, 114, 116, 119, 121, 147, 150, 152, 157, 174, 212, 214, 215, 219, 225, 230, 236, 239, 243, 247, 251, 254, 261
- umxSummary, 69, 102, 126, 167, 212, 222, 232
- umxSummary(), 71, 102, 109, 122, 147, 149, 157, 176, 185, 186, 189, 194, 195, 197, 200, 204, 207, 230, 236, 239, 241, 243, 247, 248, 250, 251, 253, 451, 455, 459, 474
- umxSummary.MxModel, 233, 238, 241, 245, 248, 250
- umxSummary.MxModel(), 232
- umxSummary.MxModelACE (umxSummaryACE), 235
- umxSummary.MxModelACEcov (umxSummaryACEcov), 237
- umxSummary.MxModelACEv (umxSummaryACEv), 238
- umxSummary.MxModelCP (umxSummaryCP), 240
- umxSummary.MxModelDoC (umxSummaryDoC), 242
- umxSummary.MxModelDoC(), 12, 190
- umxSummary.MxModelGxE (umxSummaryGxE), 244
- umxSummary.MxModelGxEbiv (umxSummaryGxEbiv), 246
- umxSummary.MxModelIP (umxSummaryIP), 247
- umxSummary.MxModelMRDoC (umxSummaryMRDoC), 249
- umxSummary.MxModelSexLim (umxSummarySexLim), 250
- umxSummary.MxModelSimplex (umxSummarySimplex), 252
- umxSummary.MxRAMModel (umxSummary.MxModel), 233
- umxSummaryACE, 45, 69, 75, 82, 86, 109, 114, 116, 119, 121, 147, 150, 152, 157, 174, 212, 214, 215, 219, 225, 230, 232, 235, 239, 243, 247, 251, 254, 261
- umxSummaryACE(), 75, 232
- umxSummaryACEcov, 234, 237, 241, 245, 248, 250
- umxSummaryACEv, 45, 69, 75, 82, 86, 109, 114, 116, 119, 121, 147, 150, 152, 157, 174, 212, 214, 215, 219, 225, 230, 232, 236, 238, 243, 247, 251, 254, 261
- umxSummaryACEv(), 232
- umxSummaryCP, 234, 238, 240, 245, 248, 250
- umxSummaryCP(), 109, 232
- umxSummaryDoC, 45, 69, 75, 82, 86, 109, 114, 116, 119, 121, 147, 150, 152, 157, 174, 212, 214, 215, 219, 225, 230, 232, 236, 239, 242, 247, 251, 254, 261
- umxSummaryGxE, 234, 238, 241, 244, 248, 250
- umxSummaryGxE(), 232
- umxSummaryGxEbiv, 45, 69, 75, 82, 86, 109, 114, 116, 119, 121, 147, 150, 152, 157, 174, 212, 214, 215, 219, 225, 230, 232, 236, 239, 243, 246, 251, 254, 261
- umxSummaryIP, 234, 238, 241, 245, 247, 250
- umxSummaryIP(), 232
- umxSummaryMRDoC, 234, 238, 241, 245, 248, 249
- umxSummarySexLim, 45, 69, 75, 82, 86, 109, 114, 116, 119, 121, 147, 150, 152, 157, 174, 212, 214, 215, 219, 225, 230, 232, 236, 239, 243, 247, 250, 254, 261
- umxSummarySexLim(), 198, 225
- umxSummarySimplex, 45, 69, 75, 82, 86, 109, 114, 116, 119, 121, 147, 150, 152, 157, 174, 212, 214, 215, 219, 225, 230, 232, 236, 239, 243, 247, 251, 252, 261
- umxSuperModel, 69, 164, 172, 180, 207, 254
- umxSuperModel(), 140–142, 159, 169, 207, 260, 261, 402
- umxThresholdMatrix, 70, 90, 139, 159, 220, 256, 265, 384, 404
- umxThresholdMatrix(), 71, 441
- umxTwinMaker, 45, 69, 75, 82, 86, 109, 114, 116, 119, 121, 147, 150, 152, 157, 174, 212, 214, 215, 219, 225, 230, 232, 236, 239, 243, 247, 251, 254,

- 260
- `umxTwinMaker()`, 40, 260, 449, 450
- `umxTwoStage`, 69, 124, 262
- `umxUnexplainedCausalNexus`, 70, 90, 139, 159, 220, 258, 265, 384, 404
- `umxVersion`, 29, 31, 53, 70, 161, 169, 211, 266, 272, 285, 307, 326, 330, 331, 338
- `umxVersion()`, 29
- `umxWeightedAIC`, 23, 28, 35, 55, 60, 69, 105, 154, 177, 267, 271, 282, 323, 347–349, 379
- `us_skinfold_data`, 12, 22, 26, 30, 70, 381
- `vcov()`, 133
- `vcov.MxModel (umxExpCov)`, 132
- `within()`, 355
- `xmu_bracket_address2rclabel`, 168, 216, 270, 286, 288, 311, 371, 373, 383, 387–389, 391–396, 398, 399, 401, 403, 405, 407–409, 411–415, 417, 418, 420, 421, 423, 424, 428, 430, 432, 433, 435, 436, 438, 442, 444, 446, 447, 449–451, 453, 454, 456, 458–461, 463–467, 469–471, 473, 474, 476, 478, 479, 481, 482
- `xmu_cell_is_on`, 168, 216, 270, 287, 288, 311, 371, 373, 383, 387–389, 391–396, 398, 399, 401, 403, 405, 406, 408, 409, 411–415, 417, 418, 420, 421, 423, 424, 428, 430, 432, 433, 435, 436, 438, 442, 444, 446, 447, 449–451, 453, 454, 456, 458–461, 463–467, 469–471, 473, 474, 476, 478, 479, 481, 482
- `xmu_check_levels_identical`, 168, 216, 270, 287, 288, 311, 371, 373, 383, 387–389, 391–396, 398, 399, 401, 403, 405, 407, 407, 409, 411–415, 417, 418, 420, 421, 423, 424, 428, 430, 432, 433, 435, 436, 438, 442, 444, 446, 447, 449–451, 453, 454, 456, 458–461, 463–467, 469–471, 473, 474, 476, 478, 479, 481, 482
- `xmu_check_needs_means`, 168, 216, 270, 287, 288, 311, 371, 373, 383, 387–389, 391–396, 398, 399, 401, 403, 405, 407, 408, 408, 411–415, 417, 418, 420, 421, 423, 424, 428, 430, 432, 433, 435, 436, 438, 442, 444, 446, 447, 449–451, 453, 454, 456, 458–461, 463–467, 469–471, 473, 474, 476, 478, 479, 481, 482
- `xmu_check_variance`, 169, 216, 270, 287, 288, 311, 371, 373, 383, 387–389, 391–396, 398, 399, 401, 403, 405, 407–409, 410, 412–415, 417, 418, 420, 421, 423, 424, 428, 430, 432, 433, 435, 436, 438, 442, 445–447, 449–451, 453, 454, 456, 458–461, 463–466, 468–471, 473, 474, 476, 478, 479, 481, 482
- `xmu_CI_merge`, 168, 216, 270, 286, 288, 311, 371, 373, 383, 387–397, 399, 401, 403, 405, 407–409, 411, 411, 413–415, 417, 418, 420, 421, 423, 424, 428, 430, 432, 433, 435, 436, 438, 442, 444, 446, 447, 449–451, 453, 454, 456, 458–461, 463–467, 469–471, 473, 474, 476, 478, 479, 481, 482
- `xmu_CI_stash`, 168, 216, 270, 286, 288, 311, 371, 373, 383, 387–397, 399, 401, 403, 405, 407–409, 411, 412, 412, 414, 415, 417, 418, 420, 421, 423, 424, 428, 430, 432, 433, 435, 436, 438, 442, 444, 446, 447, 449–451, 453, 454, 456, 458–461, 463–467, 469–471, 473, 474, 476, 478, 479, 481, 482
- `xmu_clean_label`, 169, 216, 270, 287, 288, 311, 371, 373, 383, 387–389, 391–396, 398, 399, 401, 403, 405, 407–409, 411–413, 414, 415, 417, 418, 420, 421, 423, 424, 428, 430, 432, 433, 435, 436, 438, 442, 445–447, 449–451, 453, 454, 456, 458–461, 463–466, 468–471, 473, 474, 476, 478, 479, 481, 482
- `xmu_data_missing`, 169, 216, 270, 287, 288, 311, 371, 373, 383, 387–389, 391–396, 398, 399, 401, 403, 405, 407–409, 411–414, 415, 417, 418, 420, 421, 423, 424, 428, 430, 432, 433, 435, 436, 438, 442, 445–447,

- 449–451, 453, 454, 456, 458–461, 463–466, 468–471, 473, 474, 476, 478, 479, 481, 482
- `xmu_data_swap_a_block`, 169, 216, 270, 287, 288, 311, 371, 373, 383, 387–389, 391–396, 398, 399, 401, 403, 405, 407–409, 411–415, 416, 418, 420, 421, 423, 424, 428, 430, 432, 433, 435, 436, 438, 442, 445–447, 449–451, 453, 454, 456, 458–461, 463–466, 468–471, 473, 474, 476, 478, 479, 481, 482
- `xmu_describe_data_WLS`, 169, 216, 270, 287, 288, 311, 371, 373, 383, 387–389, 391–396, 398, 399, 401, 403, 405, 407–409, 411–415, 417, 417, 420, 422–424, 428, 430, 432, 433, 435, 436, 438, 442, 445–447, 449–451, 453, 454, 456, 458–461, 463–466, 468–471, 473, 475, 476, 478, 479, 481, 482
- `xmu_DF_to_mxData_TypeCov`, 168, 216, 270, 286, 288, 311, 371, 373, 383, 387–389, 391–397, 399, 401, 403, 405, 407–409, 411–415, 417, 418, 419, 421, 423, 424, 428, 430, 432, 433, 435, 436, 438, 442, 444, 446, 447, 449–451, 453, 454, 456, 458–461, 463–467, 469–471, 473, 474, 476, 478, 479, 481, 482
- `xmu_dot_define_shapes`, 420, 422–424, 426, 429
- `xmu_dot_define_shapes()`, 429
- `xmu_dot_make_paths`, 169, 216, 270, 287, 288, 311, 371, 373, 383, 387–389, 391–396, 398, 399, 401, 403, 405, 407–409, 411–415, 417, 418, 420–422, 422, 424, 426, 428–430, 432, 433, 435, 436, 438, 442, 445, 446, 448–451, 453, 454, 456, 458–461, 463–466, 468–471, 473, 475, 476, 478, 479, 481, 482
- `xmu_dot_make_residuals`, 169, 216, 270, 287, 288, 311, 371, 373, 383, 387–389, 391–396, 398, 399, 401, 403, 405, 407–409, 411–415, 417, 418, 420–423, 423, 426, 428–430, 432, 433, 435, 436, 438, 442, 445, 446, 448–451, 453, 454, 456, 458–461, 463–466, 468–471, 473, 475, 476, 478, 479, 481, 482
- 446, 448–451, 453, 454, 456, 458–461, 463–466, 468–471, 473, 475, 476, 478, 479, 481, 482
- `xmu_dot_maker`, 169, 216, 270, 287, 288, 311, 371, 373, 383, 387–389, 391–396, 398, 399, 401, 403, 405, 407–409, 411–415, 417, 418, 420, 421, 421, 423, 424, 426, 428–430, 432, 433, 435, 436, 438, 442, 445, 446, 448–451, 453, 454, 456, 458–461, 463–466, 468–471, 473, 475, 476, 478, 479, 481, 482
- `xmu_dot_mat2dot`, 421–424, 424, 429
- `xmu_dot_move_ranks`, 169, 216, 270, 287, 288, 311, 371, 373, 383, 387–389, 391–396, 398, 399, 401, 403, 405, 407–409, 411–415, 417, 418, 420, 422–424, 427, 430, 432, 433, 435, 436, 438, 442, 445, 446, 448–451, 453, 454, 456, 458–461, 463–466, 468–470, 472, 473, 475, 476, 478, 479, 481, 482
- `xmu_dot_rank`, 421–424, 426, 429
- `xmu_dot_rank_str`, 169, 216, 270, 287, 288, 311, 371, 373, 383, 387–389, 391–396, 398, 399, 401, 403, 405, 407–409, 411–415, 417, 418, 420, 422–424, 428, 430, 432, 433, 435, 436, 438, 442, 445, 446, 448–451, 453, 454, 456, 458–461, 463–466, 468–470, 472, 473, 475, 476, 478, 479, 481, 482
- `xmu_equate_threshold_values`, 431
- `xmu_extract_column`, 169, 216, 270, 287, 288, 311, 371, 373, 383, 387–389, 391–396, 398, 399, 401, 403, 405, 407–409, 411–415, 417, 418, 420, 422–424, 428, 430, 431, 433, 435, 436, 438, 442, 445, 446, 448–451, 453, 454, 456, 458–461, 463–466, 468–470, 472, 473, 475, 476, 478, 479, 481, 482
- `xmu_get_CI`, 169, 216, 270, 287, 288, 311, 371, 373, 383, 387–389, 391–396, 398, 399, 401, 403, 405, 407–409, 411–415, 417, 418, 420, 422–424, 428, 430, 432, 432, 435, 436, 438, 442, 445, 446, 448–451, 453, 454,

- 456, 458–461, 463–466, 468–470,
472, 473, 475, 476, 478, 479, 481,
482
- `xmu_get_CI()`, 413
- `xmu_lavaan_process_group`, 169, 216, 270,
287, 288, 311, 371, 373, 383,
387–389, 391–396, 398, 399, 401,
403, 405, 407–409, 411–415, 417,
418, 420, 422–424, 428, 430, 432,
433, 434, 436, 438, 442, 445, 446,
448–451, 453, 454, 456, 458–461,
463–466, 468–470, 472, 473, 475,
476, 478, 479, 481, 482
- `xmu_make_bin_cont_pair_data`, 169, 216,
270, 287, 288, 311, 371, 373, 383,
387–389, 391–396, 398, 400, 401,
403, 405, 407–409, 411–415, 417,
418, 420, 422–424, 428, 430, 432,
433, 435, 436, 438, 442, 445, 446,
448–451, 453, 454, 456, 458–461,
463–466, 468–470, 472, 473, 475,
476, 478, 479, 481, 482
- `xmu_make_mxData`, 169, 216, 270, 287, 288,
311, 371, 373, 383, 387–389,
391–396, 398, 400, 401, 403, 405,
407–409, 411–415, 417, 418, 420,
422–424, 428, 430, 432, 433, 435,
436, 437, 442, 445, 446, 448–451,
453, 454, 456, 458–461, 463–466,
468–470, 472, 473, 475, 476, 478,
479, 481, 482
- `xmu_make_mxData()`, 409
- `xmu_make_TwinSuperModel`, 169, 216, 270,
287, 288, 311, 371, 373, 383,
387–389, 391–396, 398, 400, 401,
403, 405, 407–409, 411–415, 417,
418, 420, 422–424, 428, 430, 432,
433, 435, 436, 438, 439, 445, 446,
448–451, 453, 454, 456, 458–461,
463–466, 468–470, 472, 473, 475,
476, 478, 479, 481, 482
- `xmu_make_TwinSuperModel()`, 109, 398, 399
- `xmu_match.arg`, 169, 216, 270, 287, 288, 311,
371, 373, 383, 387–389, 391–396,
398, 400, 401, 403, 405, 407–409,
411–415, 417, 418, 420, 422–424,
428, 430, 432, 433, 435, 436, 438,
442, 444, 446, 448–451, 453, 454,
456, 458–461, 463–466, 468–470,
472, 473, 475, 476, 478, 479, 481, 482
- `xmu_name_from_lavaan_str`, 169, 216, 270,
287, 288, 311, 371, 373, 383,
387–389, 391–396, 398, 400, 401,
403, 405, 407–409, 411–415, 417,
418, 420, 422–424, 428, 430, 432,
433, 435, 436, 438, 442, 445, 445,
448–451, 453, 454, 456, 458–461,
463–466, 468–470, 472, 473, 475,
476, 478, 479, 481, 482
- `xmu_PadAndPruneForDefVars`, 168, 216, 270,
286, 288, 311, 371, 373, 383,
387–389, 391–397, 399, 401, 403,
405, 407–409, 411–415, 417, 418,
420, 421, 423, 424, 428, 430, 432,
433, 435, 436, 438, 442, 444, 446,
447, 449–451, 453, 454, 456,
458–461, 463–467, 469–471, 473,
474, 476, 478, 479, 481, 482
- `xmu_path2twin`, 169, 216, 270, 287, 288, 311,
371, 373, 383, 387–389, 391–396,
398, 400, 401, 403, 405, 407–409,
411–415, 417, 418, 420, 422–424,
428, 430, 432, 433, 435, 436, 438,
442, 445, 446, 448, 448, 450, 451,
453, 454, 456, 458–461, 463–466,
468–470, 472, 473, 475, 476, 478,
479, 481, 482
- `xmu_path2twin()`, 450
- `xmu_path_regex`, 169, 216, 270, 287, 288,
311, 371, 373, 383, 387–389,
391–396, 398, 400, 401, 403, 405,
407–409, 411–415, 417, 418, 420,
422–424, 428, 430, 432, 433, 435,
436, 438, 442, 445, 446, 448, 449,
449, 451, 453, 454, 456, 458–461,
463–466, 468–470, 472, 473, 475,
476, 478, 479, 481, 482
- `xmu_print_algebras`, 169, 216, 270, 287,
288, 311, 371, 373, 383, 387–389,
391–396, 398, 400, 401, 403, 405,
407–409, 411–415, 417, 418, 420,
422–424, 428, 430, 432, 433, 435,
436, 438, 442, 445, 446, 448–450,
451, 453, 454, 456, 458–461,
463–466, 468–470, 472, 473, 475,

- 476, 478, 479, 481, 482
- `xmu_rclabel_2_bracket_address`, 169, 216, 270, 287, 288, 311, 371, 373, 383, 387–389, 391–396, 398, 400, 401, 403, 405, 407–409, 411–415, 417, 418, 420, 422–424, 428, 430, 432, 433, 435, 436, 438, 442, 445, 446, 448–451, 452, 454, 456, 458–461, 463–465, 467–470, 472, 473, 475, 476, 478, 479, 481, 482
- `xmu_relevel_factors`, 169, 216, 270, 287, 288, 311, 371, 373, 383, 387–389, 391–396, 398, 400, 401, 403, 405, 407–409, 411–415, 417, 418, 420, 422–424, 428, 430, 432, 433, 435, 436, 438, 442, 445, 446, 448–451, 453, 455, 456, 458–461, 463–465, 467–470, 472, 473, 475, 476, 478, 479, 481, 482
- `xmu_safe_run_summary`, 169, 216, 270, 287, 288, 311, 371, 373, 383, 387–389, 391–396, 398, 400, 401, 403, 405, 407–409, 411–415, 417, 418, 420, 422–424, 428, 430, 432, 433, 435, 436, 438, 442, 445, 446, 448–451, 453, 454, 455, 458–461, 463–465, 467–470, 472, 473, 475, 476, 478, 479, 481, 482
- `xmu_scale_wide_data`, 457
- `xmu_set_sep_from_suffix`, 169, 216, 270, 287, 288, 311, 371, 373, 383, 387–389, 391–396, 398, 400, 401, 403, 405, 407–409, 411–415, 417, 418, 420, 422–424, 428, 430, 432, 433, 435, 436, 438, 442, 445, 446, 448–451, 453, 454, 456, 458, 459–461, 463–465, 467–470, 472, 473, 475, 476, 478, 479, 481, 482
- `xmu_show_fit_or_comparison`, 169, 216, 270, 287, 288, 311, 372, 374, 383, 387–389, 391–396, 398, 400, 401, 403, 405, 407–409, 411–414, 416–418, 420, 422–424, 428, 430, 432, 433, 435, 436, 438, 442, 445, 446, 448–451, 453, 454, 456, 458, 459, 460, 461, 463–465, 467–470, 472, 473, 475, 476, 478, 480–482
- `xmu_simplex_corner`, 169, 216, 270, 287, 288, 311, 372, 374, 383, 387–389, 391–396, 398, 400, 401, 403, 405, 407–409, 411–414, 416–418, 420, 422–424, 428, 430, 432, 433, 435, 436, 438, 442, 445, 446, 448–451, 453, 454, 456, 458, 459, 460, 461, 463–465, 467–470, 472, 473, 475, 476, 478, 480–482
- `xmu_simplex_corner()`, 164
- `xmu_standardize_ACE`, 169, 216, 270, 287, 288, 311, 372, 374, 383, 387–389, 391–396, 398, 400, 401, 403, 405, 407–409, 411–414, 416–418, 420, 422–424, 428, 430, 432, 433, 435, 436, 438, 442, 445, 446, 448–451, 453, 454, 456, 458–460, 461, 463–465, 467–470, 472, 473, 475, 476, 478, 480–482
- `xmu_standardize_ACEcov`, 169, 216, 270, 287, 288, 311, 372, 374, 383, 387–389, 391–396, 398, 400, 401, 403, 405, 407–409, 411–414, 416–418, 420, 422–424, 428, 430, 432, 433, 435, 436, 438, 442, 445, 446, 448–451, 453, 454, 456, 458–461, 462, 464, 465, 467–470, 472, 473, 475, 476, 478, 480–482
- `xmu_standardize_ACEv`, 169, 216, 270, 287, 288, 311, 372, 374, 383, 387–389, 391–396, 398, 400, 401, 403, 405, 407–409, 411–414, 416–418, 420, 422–424, 428, 430, 432, 433, 435, 436, 438, 442, 445, 446, 448–451, 453, 454, 456, 458–461, 462, 464, 465, 467–470, 472, 473, 475, 476, 478, 480–482
- `xmu_standardize_CP`, 169, 216, 270, 287, 288, 311, 372, 374, 383, 387–389, 391–396, 398, 400, 401, 403, 405, 407–409, 411–414, 416–418, 420, 422–424, 428, 430, 432, 433, 435, 436, 438, 442, 445, 446, 448–451, 453, 454, 456, 458–460, 462–464, 465, 467–470, 472, 474–476, 478, 480–482
- `xmu_standardize_IP`, 169, 216, 270, 287, 288, 311, 372, 374, 383, 387–389, 391–396, 398, 400, 401, 403, 405,

- 407–409, 411–414, 416–418, 420, 422–424, 428, 430, 432, 433, 435, 436, 438, 442, 445, 446, 448–451, 453, 454, 456, 458–460, 462–465, 466, 468–470, 472, 474–476, 478, 480–482
- `xmu_standardize_RAM`, 169, 216, 270, 287, 288, 311, 372, 374, 383, 387–389, 391–396, 398, 400, 401, 403, 405, 407–409, 411–414, 416–418, 420, 422–424, 428, 430, 432, 433, 435, 436, 438, 442, 445, 446, 448–451, 453, 454, 456, 458–460, 462–465, 467, 469, 470, 472, 474–476, 478, 480–482
- `xmu_standardize_SexLim`, 169, 216, 270, 287, 288, 311, 372, 374, 383, 387, 388, 390–396, 398, 400, 401, 403, 405, 407–409, 411–414, 416–418, 420, 422–424, 428, 430, 432, 434–436, 438, 442, 445, 446, 448–451, 453, 454, 456, 458–460, 462–465, 467, 468, 469, 470, 472, 474–476, 478, 480–482
- `xmu_standardize_Simplex`, 169, 216, 270, 287, 288, 311, 372, 374, 383, 387, 388, 390–396, 398, 400, 401, 403, 405, 407–409, 411–414, 416–418, 420, 422–424, 428, 430, 432, 434–436, 438, 442, 445, 446, 448–451, 453, 454, 456, 458–460, 462–465, 467–469, 469, 472, 474–476, 478, 480–482
- `xmu_start_value_list`, 169, 216, 270, 287, 288, 311, 372, 374, 383, 387, 388, 390–396, 398, 400, 401, 403, 405, 407–409, 411–414, 416–418, 420, 422–424, 428, 430, 432, 434–436, 438, 442, 445, 446, 448–451, 453, 454, 456, 458–460, 462–465, 467–470, 472, 473, 475, 476, 478, 480–482
- `xmu_starts`, 169, 216, 270, 287, 288, 311, 372, 374, 383, 387, 388, 390–396, 398, 400, 401, 403, 405, 407–409, 411–414, 416–418, 420, 422–424, 428, 430, 432, 434–436, 438, 442, 445, 446, 448–451, 453, 454, 456, 458–460, 462–465, 467–470, 470, 472, 474–476, 478, 480–482
- `xmu_summary_RAM_group_parameters`, 169, 216, 270, 287, 288, 311, 372, 374, 383, 387, 388, 390–396, 398, 400, 401, 403, 405, 407–409, 411–414, 416–418, 420, 422–424, 428, 430, 432, 434–436, 438, 442, 445, 446, 448–451, 453, 454, 456, 458–460, 462–465, 467–470, 472, 474, 474, 476, 478, 480–482
- `xmu_twin_add_WeightMatrices`, 169, 216, 270, 287, 288, 311, 372, 374, 383, 387, 388, 390–396, 398, 400, 401, 403, 405, 407–409, 411–414, 416–418, 420, 422–424, 428, 430, 432, 434–436, 438, 442, 445, 446, 448–451, 453, 454, 456, 458–460, 462–465, 467–470, 472, 474, 475, 475, 478, 480–482
- `xmu_twin_check`, 169, 216, 270, 287, 288, 311, 372, 374, 383, 387, 388, 390–396, 398, 400, 401, 403, 405, 407–409, 411–414, 416–418, 420, 422–424, 428, 430, 432, 434–436, 438, 442, 445, 446, 448–451, 453, 454, 456, 458–460, 462–465, 467–470, 472, 474–476, 477, 480–482
- `xmu_twin_get_var_names`, 169, 216, 270, 287, 288, 311, 372, 374, 383, 387, 388, 390–396, 398, 400, 401, 403, 405, 407–409, 411–414, 416–418, 420, 422–424, 428, 430, 432, 434–436, 438, 442, 445, 446, 448–451, 453, 454, 456, 458–460, 462–465, 467–470, 472, 474–476, 478, 479, 481, 482
- `xmu_twin_make_def_means_mats_and_alg`, 169, 216, 270, 287, 288, 311, 372, 374, 383, 387, 388, 390–396, 398, 400, 401, 403, 405, 407–409, 411–414, 416–418, 420, 422–424, 428, 430, 432, 434–436, 438, 442, 445, 446, 448–451, 453, 454, 456, 458–460, 462–465, 467–470, 472, 474–476, 478, 480, 480, 482
- `xmu_twin_upgrade_selDvs2SelVars`, 169,

- 216, 270, 287, 288, 311, 372, 374, 383, 387, 388, 390–396, 398, 400, 401, 403, 405, 407–409, 411–414, 416–418, 420, 422–424, 428, 430, 432, 434–436, 438, 442, 445, 446, 448–451, 453, 454, 456, 458–460, 462–465, 467–470, 472, 474–476, 478, 480, 481, 481
- xmuHasSquareBrackets, 168, 216, 270, 286, 288, 311, 371, 373, 382, 387–397, 399, 401, 402, 405, 406, 408, 409, 411–415, 417, 418, 420, 421, 423, 424, 428, 430, 432, 433, 435, 436, 438, 442, 444, 446, 447, 449–451, 453, 454, 456, 458–461, 463–467, 469–471, 473, 474, 476, 478, 479, 481, 482
- xmuLabel, 70, 90, 139, 159, 220, 258, 265, 383, 404
- xmuLabel(), 164, 222, 386, 387, 389, 396, 406, 414
- xmuLabel_Matrix, 168, 216, 270, 286, 288, 311, 371, 373, 383, 385, 388–397, 399, 401, 402, 405, 406, 408, 409, 411–415, 417, 418, 420, 421, 423, 424, 428, 430, 432, 433, 435, 436, 438, 442, 444, 446, 447, 449–451, 453, 454, 456, 458–461, 463–467, 469–471, 473, 474, 476, 478, 479, 481, 482
- xmuLabel_MATRIX_Model, 168, 216, 270, 286, 288, 311, 371, 373, 383, 387, 387, 389–397, 399, 401, 402, 405, 406, 408, 409, 411–415, 417, 418, 420, 421, 423, 424, 428, 430, 432, 433, 435, 436, 438, 442, 444, 446, 447, 449–451, 453, 454, 456, 458–461, 463–467, 469–471, 473, 474, 476, 478, 479, 481, 482
- xmuLabel_RAM_Model, 168, 216, 270, 286, 288, 311, 371, 373, 383, 387, 388, 388, 390–397, 399, 401, 402, 405, 406, 408, 409, 411–415, 417, 418, 420, 421, 423, 424, 428, 430, 432, 433, 435, 436, 438, 442, 444, 446, 447, 449–451, 453, 454, 456, 458–461, 463–467, 469–471, 473, 474, 476, 478, 479, 481, 482
- xmuMakeDeviationThresholdsMatrices, 168, 216, 270, 286, 288, 311, 371, 373, 383, 387–389, 390, 391–397, 399, 401, 402, 405, 406, 408, 409, 411–415, 417, 418, 420, 421, 423, 424, 428, 430, 432, 433, 435, 436, 438, 442, 444, 446, 447, 449–451, 453, 454, 456, 458–461, 463–467, 469–471, 473, 474, 476, 478, 479, 481, 482
- xmuMakeOneHeadedPathsFromPathList, 168, 216, 270, 286, 288, 311, 371, 373, 383, 387–390, 391, 392–397, 399, 401, 402, 405, 406, 408, 409, 411–415, 417, 418, 420, 421, 423, 424, 428, 430, 432, 433, 435, 436, 438, 442, 444, 446, 447, 449–451, 453, 454, 456, 458–461, 463–467, 469–471, 473, 474, 476, 478, 479, 481, 482
- xmuMakeTwoHeadedPathsFromPathList, 168, 216, 270, 286, 288, 311, 371, 373, 383, 387–391, 392, 393–397, 399, 401, 402, 405, 406, 408, 409, 411–415, 417, 418, 420, 421, 423, 424, 428, 430, 432, 433, 435, 436, 438, 442, 444, 446, 447, 449–451, 453, 454, 456, 458–461, 463–467, 469–471, 473, 474, 476, 478, 479, 481, 482
- xmuMaxLevels, 168, 216, 270, 286, 288, 311, 371, 373, 383, 387–392, 393, 394–397, 399, 401, 402, 405, 406, 408, 409, 411–415, 417, 418, 420, 421, 423, 424, 428, 430, 432, 433, 435, 436, 438, 442, 444, 446, 447, 449–451, 453, 454, 456, 458–461, 463–467, 469–471, 473, 474, 476, 478, 479, 481, 482
- xmuMI, 168, 216, 270, 286, 288, 311, 371, 373, 383, 387–393, 394, 395–397, 399, 401, 402, 405, 406, 408, 409, 411–415, 417, 418, 420, 421, 423, 424, 428, 430, 432, 433, 435, 436, 438, 442, 444, 446, 447, 449–451, 453, 454, 456, 458–461, 463–467, 469–471, 473, 474, 476, 478, 479, 481, 482

- `xmuMinLevels`, 168, 216, 270, 286, 288, 311, 371, 373, 383, 387–394, 395, 396, 397, 399, 401, 402, 405, 406, 408, 409, 411–415, 417, 418, 420, 421, 423, 424, 428, 430, 432, 433, 435, 436, 438, 442, 444, 446, 447, 449–451, 453, 454, 456, 458–461, 463–467, 469–471, 473, 474, 476, 478, 479, 481, 482
- `xmuPropagateLabels`, 168, 216, 270, 286, 288, 311, 371, 373, 383, 387–395, 396, 397, 399, 401, 402, 405, 406, 408, 409, 411–415, 417, 418, 420, 421, 423, 424, 428, 430, 432, 433, 435, 436, 438, 442, 444, 446, 447, 449–451, 453, 454, 456, 458–461, 463–467, 469–471, 473, 474, 476, 478, 479, 481, 482
- `xmuRAM2Ordinal`, 168, 216, 270, 286, 288, 311, 371, 373, 383, 387–396, 397, 399, 401, 403, 405, 407–409, 411–415, 417, 418, 420, 421, 423, 424, 428, 430, 432, 433, 435, 436, 438, 442, 444, 446, 447, 449–451, 453, 454, 456, 458–461, 463–467, 469–471, 473, 474, 476, 478, 479, 481, 482
- `xmuTwinSuper_Continuous`, 168, 216, 270, 286, 288, 311, 371, 373, 383, 387–397, 398, 401, 403, 405, 407–409, 411–415, 417, 418, 420, 421, 423, 424, 428, 430, 432, 433, 435, 436, 438, 442, 444, 446, 447, 449–451, 453, 454, 456, 458–461, 463–467, 469–471, 473, 474, 476, 478, 479, 481, 482
- `xmuTwinSuper_Continuous()`, 402
- `xmuTwinSuper_NoBinary`, 168, 216, 270, 286, 288, 311, 371, 373, 383, 387–397, 399, 400, 403, 405, 407–409, 411–415, 417, 418, 420, 421, 423, 424, 428, 430, 432, 433, 435, 436, 438, 442, 444, 446, 447, 449–451, 453, 454, 456, 458–461, 463–467, 469–471, 473, 474, 476, 478, 479, 481, 482
- `xmuTwinUpgradeMeansToCovariateModel`, 168, 216, 270, 286, 288, 311, 371, 373, 383, 387–397, 399, 401, 402, 405, 406, 408, 409, 411–415, 417, 418, 420, 421, 423, 424, 428, 430, 432, 433, 435, 436, 438, 442, 444, 446, 447, 449–451, 453, 454, 456, 458–461, 463–467, 469–471, 473, 474, 476, 478, 479, 481, 482
- `xmuTwinUpgradeMeansToCovariateModel()`, 481
- `xmuValues`, 70, 90, 139, 159, 220, 258, 265, 384, 403