

ROS Community Metrics

Tully Foote
Reporting on August 2013

Contents

Awareness Metrics
Membership Metrics
Engagement Metrics
Code Metrics

Source: Metrics categories borrowed from Dawn Foster of MeeGo:
<http://wiki.meego.com/Metrics>

Awareness Metrics

Discovering the community, learning more about it
(potential community members)

ros.org: Visitors & Page Views

ros.org Visitors: August 2013

Email Export Add to dashboard Share

All Visits 100.00%

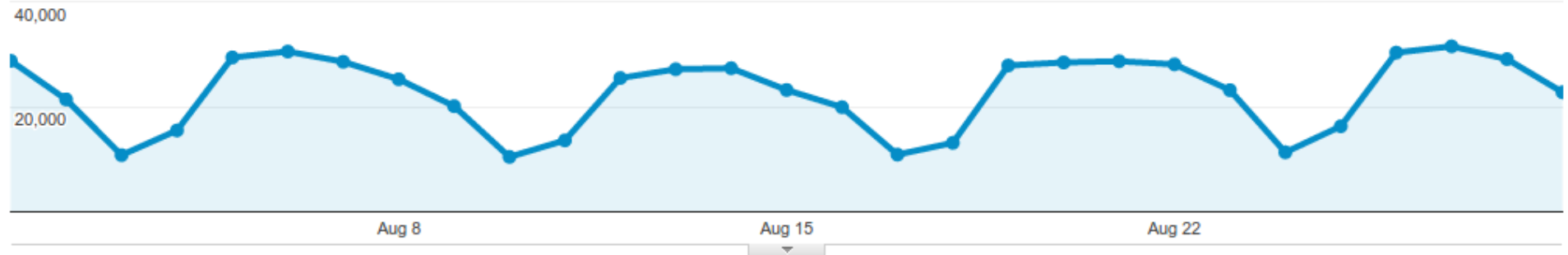
Site: ros.org/wiki
Source: Google Analytics

Overview

Pageviews vs. Select a metric

Hourly Day Week Month

Pageviews



Pages on this site were viewed a total of 658,460 times

Site Content

Page

Page Title

Site Search

Search Term

Events

Event Category

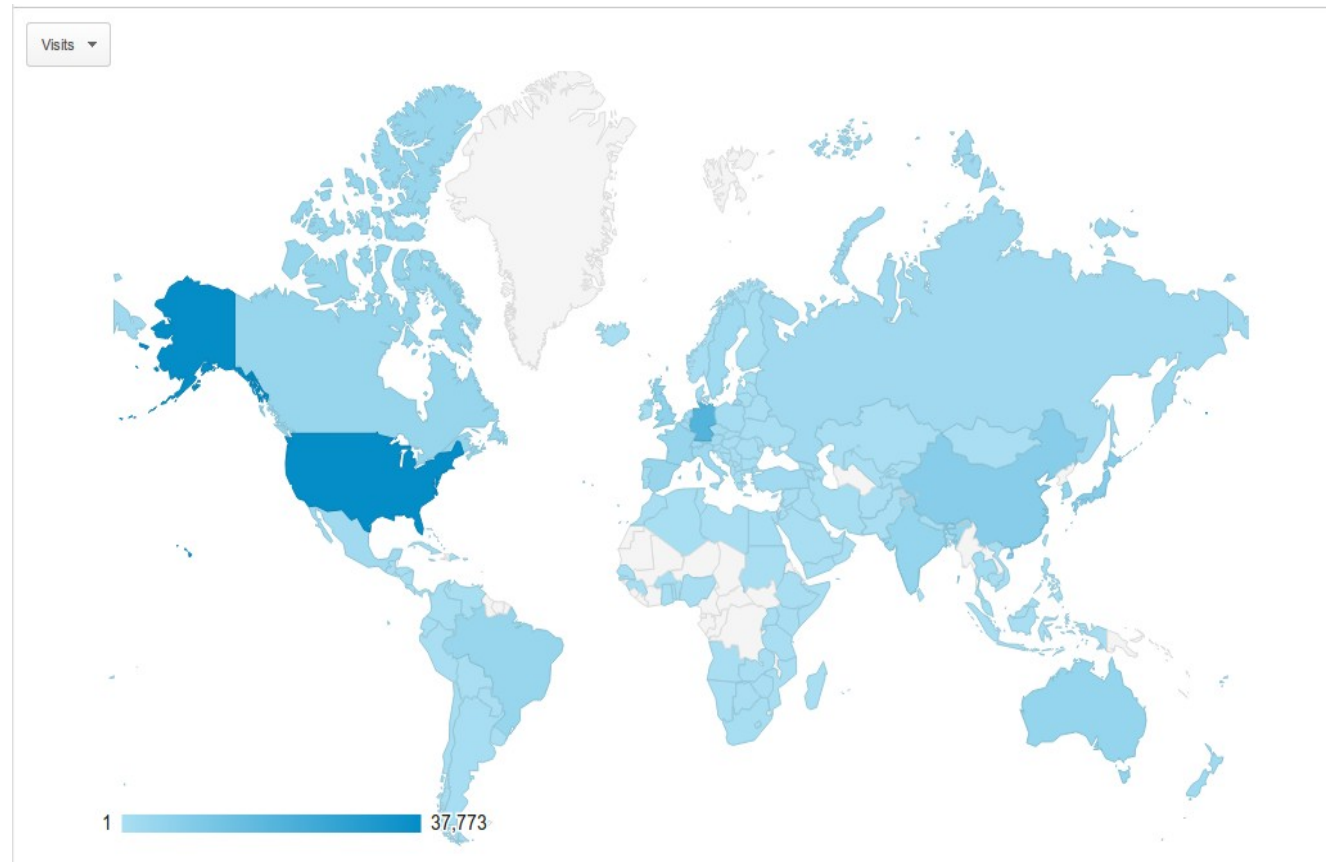
Page

Pageviews % Pageviews

Page	Pageviews	% Pageviews
1. /wiki/	55,690	8.46%
2. /wiki/ROS/Tutorials	34,593	5.25%
3. /wiki/ROS/Installation	21,209	3.22%
4. /wiki/groovy/Installation/Ubuntu	12,720	1.93%
5. /wiki/ROS/Tutorials/InstallingandConfiguringROSEnvironment	9,084	1.38%
6. /wiki/Robots	5,786	0.88%
7. /wiki/ROS/Tutorials/CreatingPackage	5,702	0.87%
8. /wiki/ROS/Tutorials/WritingPublisherSubscriber(c++)	5,578	0.85%
9. /wiki/catkin/Tutorials/create_a_workspace	5,560	0.84%
10. /wiki/ROS/Tutorials/NavigatingTheFilesystem	5,357	0.81%

ros.org visitor locations:

1. United States	37,773
2. Germany	19,666
3. China	7,822
4. Japan	7,714
5. United Kingdom	5,672
6. India	4,745
7. Australia	4,734
8. Canada	4,145
9. Brazil	4,122
10. France	4,074
11. South Korea	4,050
12. Spain	3,951
13. Italy	2,849
14. Singapore	2,612
15. Russia	2,162
16. Mexico	2,097
17. New Zealand	2,073
18. Sweden	2,040
19. Turkey	1,849
20. Switzerland	1,795



Source: Google Analytics
Site: ros.org/wiki in August

Public ros.org Mirrors

- Asia:

- Tokyo, Japan

Data not included from these sources

- Europe:

- Freiburg, Germany
- Lisbon, Portugal
- Barcelona, Catalonia
- Porto, Portugal

<http://www.ros.org/wiki/Mirrors>

- North America:

- College Park, Maryland
- Philadelphia, Pennsylvania (www.pennros.org)
- Austin, Texas

answers.ros.org:
visitors

answers.ros.org visitors: August 2013

Aug 1, 2013 - Aug 29, 2013

Overview

Email Export Add to Dashboard Shortcut



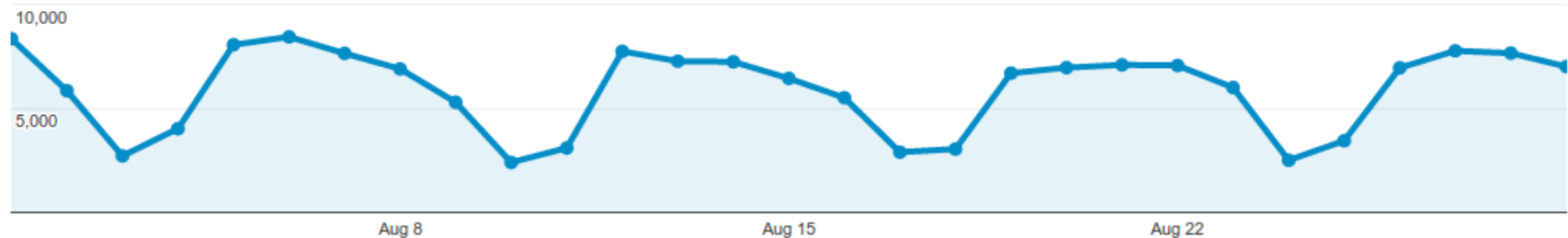
All Visits
100.00%

Overview

Pageviews vs. Select a metric

Hourly Day Week Month

Pageviews



Site Content

Page

Page Title

Site Search

Search Term

Events

Event Category

Page

Pageviews % Pageviews

Page	Pageviews	% Pageviews
1. /questions/	13,047	7.58%
2. /questions/ask/	982	0.57%
3. /account/signin/?next=/	979	0.57%
4. /questions/scope:all/sort:activity-desc/page:1/	722	0.42%
5. /account/signin/	687	0.40%
6. /question/54747/primense-carmine-doesnt-work-but-asus-xti-on-does-openni-launch-devices-connected-but-not-found/	475	0.28%
7. /question/11557/importerror-no-module-named-yaml/	460	0.27%
8. /question/62601/how-to-convert-point-cloud-data-in-txt-format-to-stl-dxf-iges-or-pts/	395	0.23%
9. /question/10543/how-do-i-link-a-library-in-cmake/	359	0.21%
10. /account/logout/	333	0.19%

Membership Metrics

Taking the time to sign up and join the community
(passive and active community members)

Site & list membership

- Ros-users mailing list subscribers:
 - 1570
- ros.org wiki users:
 - 3359
- answers.ros.org users:
 - 5757

Engagement Metrics

Interacting with other community members
(active community members)

ros.org: activity

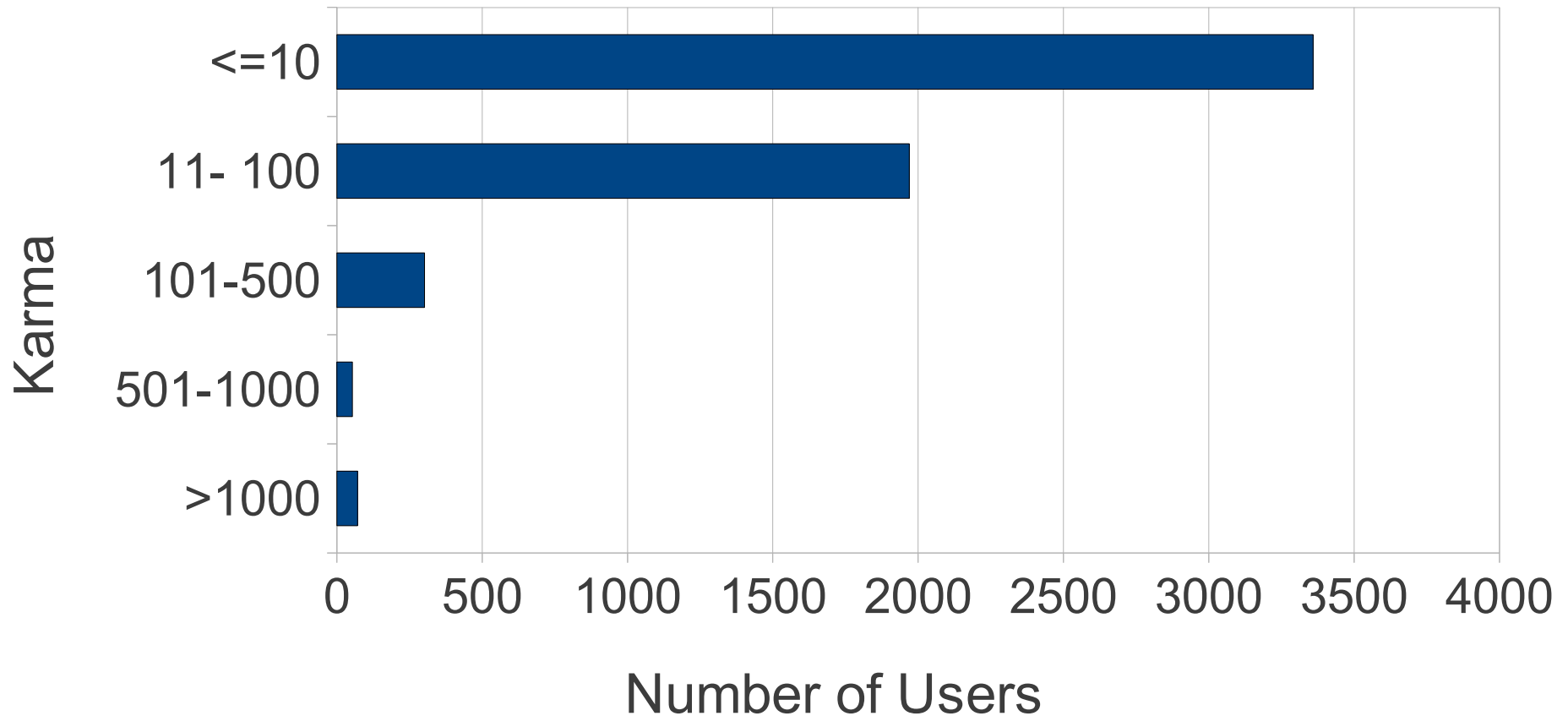
- Wiki pages:
 - 22,626
- Wiki page edits:
 - 31.4 / day (averaged over August)
- Wiki page views:
 - 22,705.5 / day (averaged over August)

answers.ros.org: activity

- Total questions:
 - 13,095
- Unanswered questions:
 - 3,537 (27%)
- New questions in August:
 - 394 (12.7 / day)

answers.ros.org Karma

Sampled 2013-09-20



Users get karma points for having answers upvoted (+10) or accepted (+15) and for accepting someone else's answer (+2).
Histogram of users by karma

Code Metrics

Engaging with the ROS project at a code level
(developers and users)

Binary Downloads – August 2013

- Total Unique IP addresses downloading .deb files:
 - 11,078
- Total downloads of .deb packages:
 - 1,599,288
- Total number of packages downloaded as .deb files:
 - 2,593
- Number of unique .deb packages downloaded:
 - 32,591

Source: Apache2, filtered for public
repo, not testing repo(shadow-fixed)

Top 40 Downloaded Packages

Direct downloads from packages.ros.org - August 2013

python-rospkg	10028	ros-groovy-rqt-common-plugins	6704
ros-groovy-image-proc	8388	ros-groovy-simulator-gazebo	6662
ros-groovy-depth-image-proc	8357	ros-groovy-rqt-image-view	6661
ros-groovy-image-view	8260	ros-groovy-navigation-tutorials	6567
ros-groovy-image-pipeline	8215	ros-groovy-visualization-tutorials	6539
ros-groovy-stereo-image-proc	8122	python-catkin-pkg	6503
ros-groovy-desktop-full	7693	ros-groovy-rqt-robot-plugins	6378
ros-groovy-nodelet	7013	ros-groovy-rqt-rviz	6298
ros-groovy-nodelet-topic-tools	6921	python-roscdistro	6271
ros-groovy-pcl-ros	6890	ros-groovy-camera-calibration	6152
ros-groovy-nodelet-core	6874	ros-groovy-image-rotate	5962
ros-groovy-navigation	6844	python-rosdep	5297
ros-groovy-perception-pcl	6813	ros-groovy-catkin	4877
ros-groovy-rviz	6792	ros-groovy-roscpp	4846
ros-groovy-laser-filters	6771	ros-groovy-std-msgs	4828
ros-groovy-laser-assembler	6769	ros-groovy-roslib	4809
ros-groovy-rqt-gui-cpp	6749	ros-groovy-cpp-common	4807
ros-groovy-laser-pipeline	6737	ros-groovy-genmsg	4806
ros-groovy-common-tutorials	6729	ros-groovy-rospack	4806
ros-groovy-slam-gmapping	6721	ros-groovy-roscpp-serialization	4805

Public Debian Package Mirrors


- Freiburg (Germany)
- University of Maryland (USA)
- Case Western Reserve University (USA)

Statistics not counted from these sources

<http://wiki.ros.org/ROS/Installation/UbuntuMirrors>

roscistro activity

PUBLIC  ros / roscistro

 Unwatch 20  Unstar 70  Fork 253

August 23 2013 - September 23 2013

Period: 1 month

Overview


 336 active pull requests

 10 active issues

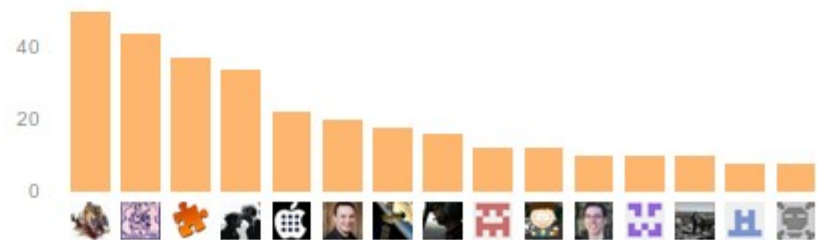
 334 merged pull requests

 2 proposed pull requests

 10 closed issues

 0 new issues

41 authors have pushed 385 commits to all branches, excluding merges. On master, 14 files have changed and there have been 715 additions and 199 deletions.



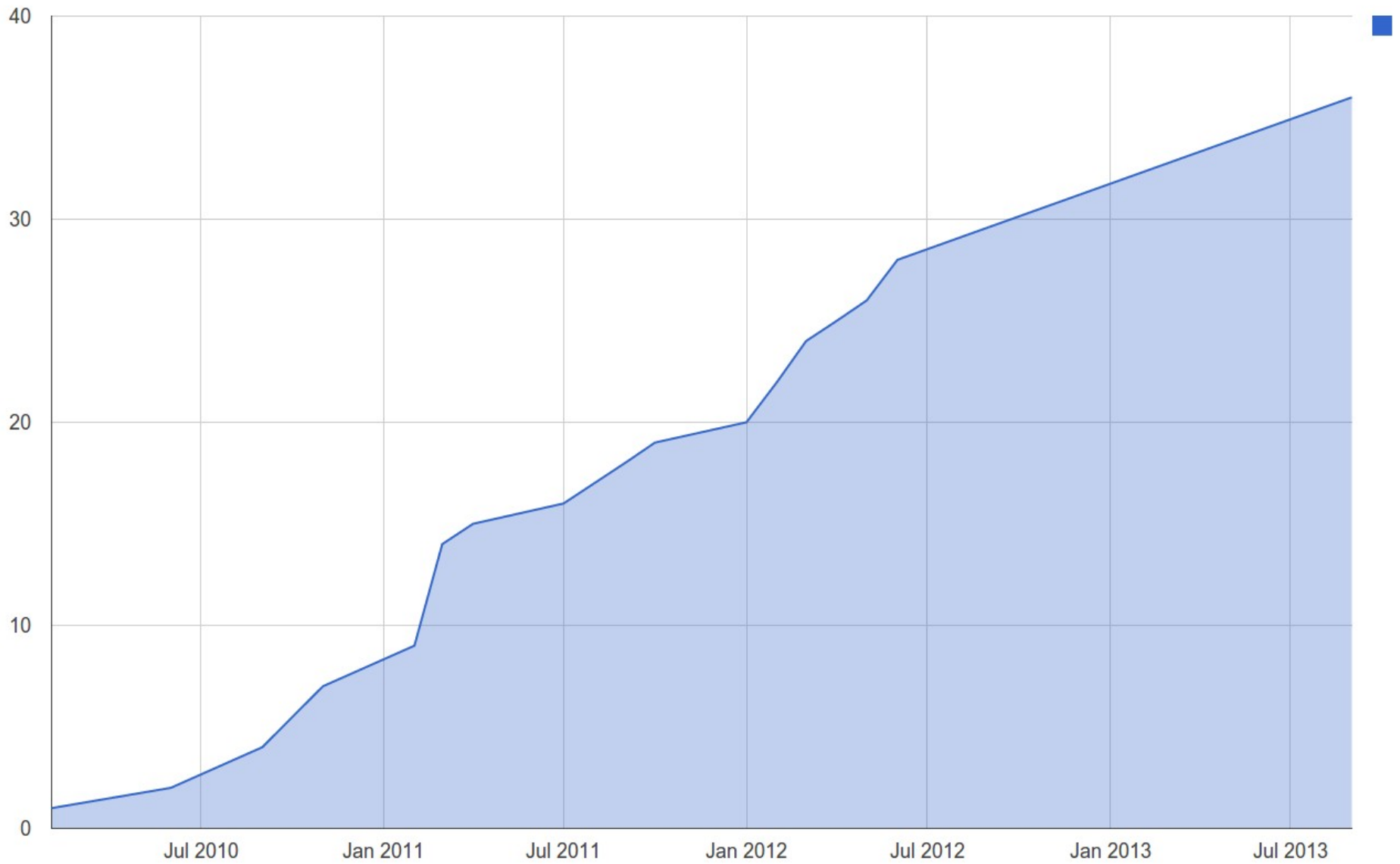
 334 Pull Requests merged by 37 people

Research use

Number of papers citing “ROS: an open-source Robot Operating System” (Quigley et al., 2009):

748

Robots officially supporting ROS



Source: Ken Conley, Tully Foote,
wiki.ros.org/Robots