



Community Metrics Report

Tully Foote
Reporting on July 2015

Comparisons are to August 2014 Report

Contents

Awareness Metrics
Membership Metrics
Engagement Metrics
Code Metrics

Source: Metrics categories borrowed from Dawn Foster of MeeGo:
<http://wiki.meego.com/Metrics>

Awareness Metrics

Discovering the community, learning more about it
(potential community members)

ros.org: Visitors & Page Views

wiki.ros.org Visitors: July 2015

Overview

Overview

Pageviews vs. [Select a metric](#)

● Pageviews

Site Content

Page

[Page Title](#)

Site Search

[Search Term](#)

Events

[Event Category](#)

Events

[Event Category](#)

Site: wiki.ros.org
Source: Google Analytics
Annual Growth: 18%

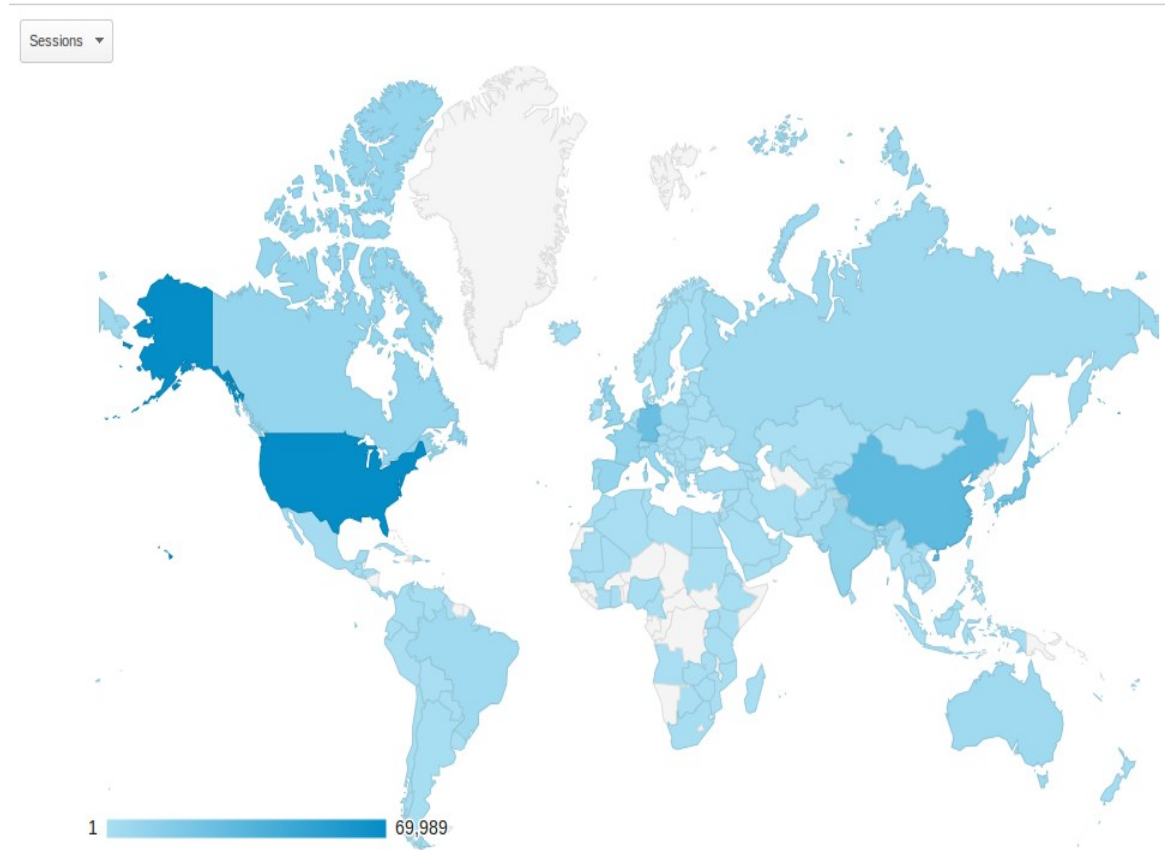
Jul 1, 2015 - Jul 31, 2015

Hourly Day Week Month

Page	Pageviews	% Pageviews
1. /ROS/Tutorials	51,179	4.43%
2. /	43,628	3.78%
3. /ROS/Installation	23,399	2.03%
4. /indigo/Installation/Ubuntu	18,860	1.63%
5. /jade/Installation/Ubuntu	15,648	1.36%
6. /ROS/Tutorials/InstallingandConfiguringROSEnvironment	14,214	1.23%
7. /ROS/Tutorials/CreatingPackage	12,068	1.05%
8. /ROS/Tutorials/WritingPublisherSubscriber(c++)	11,355	0.98%
9. /Robots	10,169	0.88%
10. /cn/ROS/Tutorials	9,076	0.79%
6. /ROS/Tutorials/InstallingandConfiguringROSEnvironment	14,214	1.23%
7. /ROS/Tutorials/CreatingPackage	12,068	1.05%
8. /ROS/Tutorials/WritingPublisherSubscriber(c++)	11,355	0.98%
9. /Robots	10,169	0.88%
10. /cn/ROS/Tutorials	9,076	0.79%

wiki.ros.org visitor locations:

1.	 United States	69,989 (24.17%)
2.	 China	31,778 (10.97%)
3.	 Germany	27,080 (9.35%)
4.	 Japan	22,867 (7.90%)
5.	 India	9,740 (3.36%)
6.	 France	9,431 (3.26%)
7.	 United Kingdom	9,143 (3.16%)
8.	 Spain	8,617 (2.98%)
9.	 Canada	8,497 (2.93%)
10.	 Italy	7,176 (2.48%)
11.	 South Korea	7,022 (2.43%)
12.	 Singapore	5,457 (1.88%)
13.	 Taiwan	5,411 (1.87%)
14.	 Russia	4,732 (1.63%)
15.	 Brazil	4,359 (1.51%)
16.	 Australia	4,252 (1.47%)
17.	 Portugal	3,623 (1.25%)
18.	 Switzerland	2,871 (0.99%)
19.	 Poland	2,706 (0.93%)
20.	 Netherlands	2,431 (0.84%)
21.	 Mexico	2,306 (0.80%)
22.	 Turkey	2,302 (0.79%)
23.	 Austria	2,277 (0.79%)
24.	 New Zealand	2,019 (0.70%)
25.	 Israel	1,938 (0.67%)



Source: Google Analytics
Site: wiki.ros.org in July 2015

Public wiki.ros.org Mirrors

- Asia:
 - Singapore
 - Sun Yat-Sen Univerity, China
 - China
 - Tokyo, Japan
- Europe:
 - Ireland
 - Freiburg, Germany
 - Barcelona, Catalonia
- North America:
 - College Park, Maryland
- South America
 - Sao Paulo, Brazil

This report does not include data from these mirrors.

Source: <http://wiki.ros.org/Mirrors>

answers.ros.org:
visitors

answers.ros.org visitors: July 2015

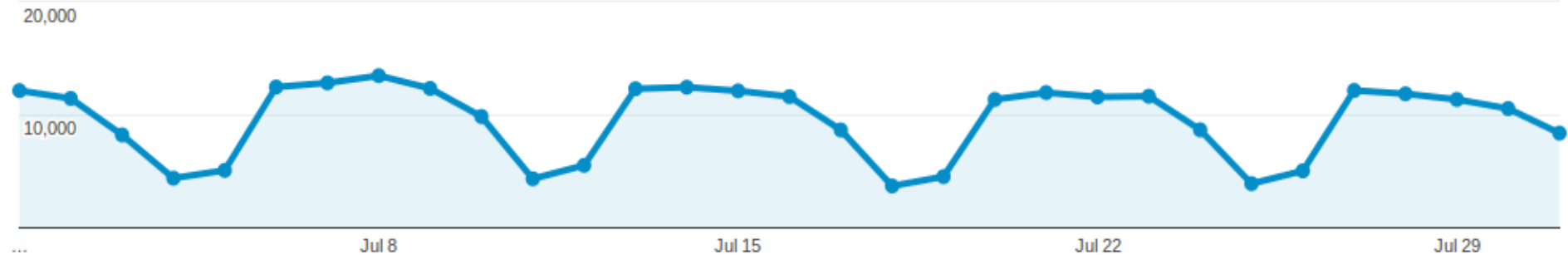
Overview

Jul 1, 2015 - Jul 31, 2015

Pageviews vs. [Select a metric](#)

Hourly Day Week Month

Pageviews



Site Content

Page

Page Title

Site Search

Search Term

Events

Event Category

Site: answers.ros.org
Source: Google
Analytics
Annual Growth: 1%

Page

Pageviews % Pageviews

Page	Pageviews	% Pageviews
1. /questions/	14,708	4.98%
2. /question/87866/how-to-edit-the-bashrc-file/	2,625	0.89%
3. /questions/ask/	1,173	0.40%
4. /account/signin/?next=/	1,155	0.39%
5. /question/203610/ubuntu-14042-unmet-dependencies/	1,025	0.35%
6. /account/signin/	931	0.32%
7. /question/10543/how-do-i-link-a-library-in-cmake/	773	0.26%
8. /question/196455/kinect-installation-and-setup-on-ros-updated/	645	0.22%
9. /questions/scope:all/sort:activity-desc/page:1/	582	0.20%
10. /question/57213/how-i-completely-remove-all-ros-from-my-system/	518	0.18%

Membership Metrics

Taking the time to sign up and join the community
(passive and active community members)

Site & list membership

- `ros-users@lists.ros.org` subscribers:
 - 2069 (18% increase)
- `wiki.ros.org` users:
 - 4884 (20% increase)
- `answers.ros.org` users:
 - 11406 (32% increase)

Engagement Metrics

Interacting with other community members
(active community members)

wiki.ros.org: activity in July 2015

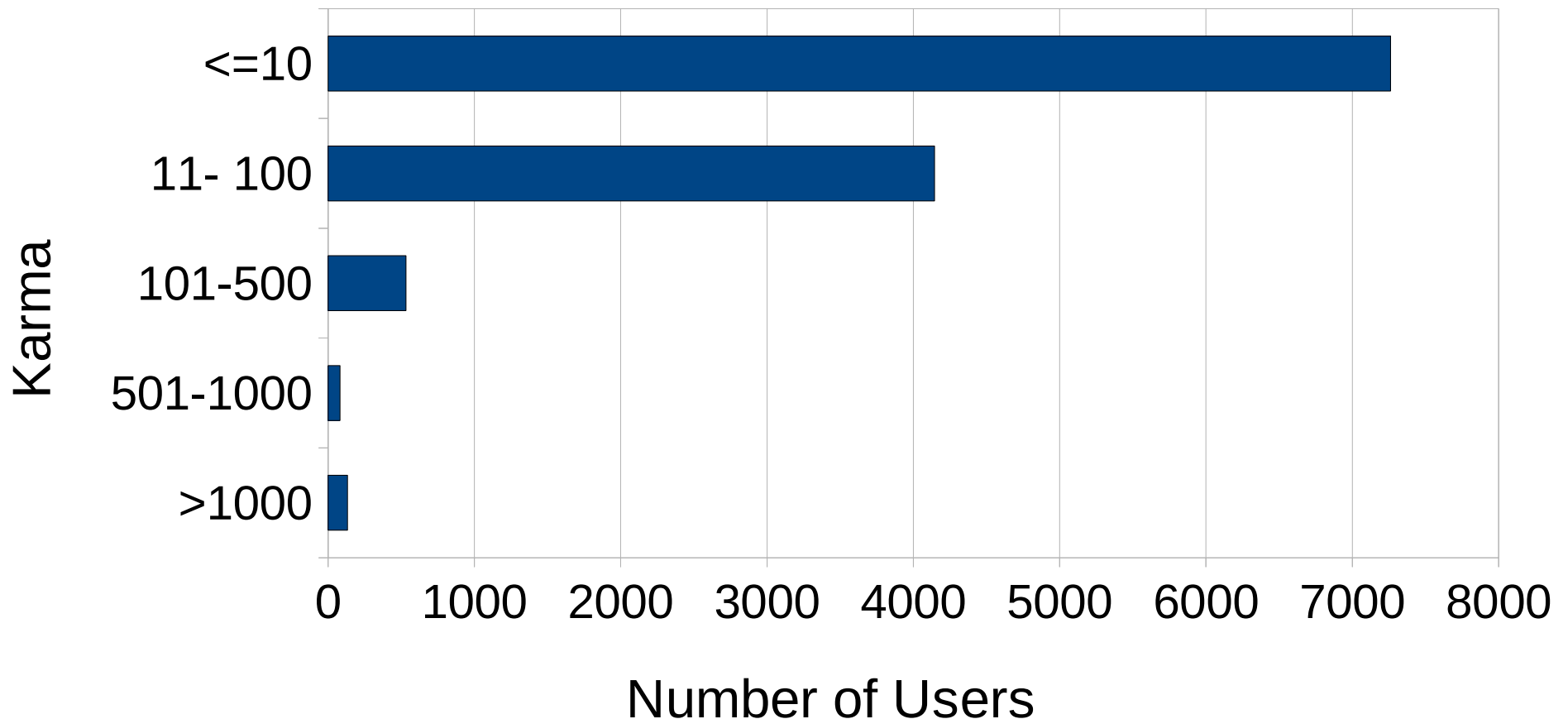
- Wiki pages:
 - 16,043 (9% increase)
- Wiki page edits:
 - 31.6 / day (averaged over July, 5% decrease)
- Wiki page views:
 - 37,235 / day (averaged over July, 18% increase)

answers.ros.org: activity

- Total questions:
 - 24,026 (+5882, 32% increase)
- Answered questions:
 - 17,414 (+5154, 42% increase)
- New questions in July:
 - 523 (16.9 / day, 0% increase)

answers.ros.org Karma

Sampled 2015-09-11



Histogram of users by karma. Users get karma points for having answers upvoted (+10) or accepted (+15) and for accepting someone else's answer (+2).

Code Metrics

Engaging with the ROS project at a code level
(developers and users)

Binary Downloads – July 2015

- Total Unique IP addresses downloading .deb files:
 - 46,611 (5 % decrease)
- Total downloads of .deb packages:
 - 3,270,752 (8% decrease)
- Unique package names downloaded as .deb files:
 - 5,592 (40% increase)
- Number of unique versions of .deb packages downloaded:
 - 38,415 (17 % decrease)

Source: Apache2, counting only downloads from the main repository (not the testing repository, shadow-fixed, or mirrors)
Some server logs may have been lost prior to analysis.

Top 40 Downloaded Packages

Direct downloads from packages.ros.org - July 2015

python-rosdistro	10334	ros-indigo-actionlib-msgs	7040
python-catkin-pkg	10331	ros-indigo-message-filters	7040
python-rosdep	9912	ros-indigo-rostest	7039
python-rospkg	9910	ros-indigo-rosbag-storage	7035
ros-indigo-rosbuild	7098	ros-indigo-topic-tools	7034
ros-indigo-roscpp-traits	7097	ros-indigo-rosbag	7033
ros-indigo-xmllrpcpp	7097	ros-indigo-rostopic	7026
ros-indigo-rosconsole	7096	ros-indigo-rosnode	7024
ros-indigo-message-runtime	7096	ros-indigo-actionlib	7023
ros-indigo-cpp-common	7096	ros-indigo-rosservice	7022
ros-indigo-roscpp-serialization	7095	ros-indigo-rosmsg	7022
ros-indigo-rostime	7094	ros-indigo-pluginlib	7017
ros-indigo-roscpp	7093	ros-indigo-rosutf	7010
ros-indigo-rosgraph-msgs	7088	python-wstool	7004
ros-indigo-std-msgs	7082	ros-indigo-std-srvs	6982
ros-indigo-rospy	7063	ros-indigo-nav-msgs	6970
ros-indigo-geometry-msgs	7062	ros-indigo-bondcpp	6967
ros-indigo-sensor-msgs	7057	ros-indigo-diagnostic-msgs	6966
ros-indigo-roslaunch	7048	ros-indigo-dynamic-reconfigure	6961
ros-indigo-rosout	7045	ros-indigo-nodelet	6961

Binary Downloads by rosdistro

The fraction of packages downloaded per rosdistro

- Electric: 0.01 %
- Fuerte: 0.80 %
- Groovy: 3.21 %
- Hydro: 19.46 %
- Indigo: 53.40 % (Long Term Support Release)
- Jade: 10.70 %

Source: Apache2, counting only downloads from the main repository (not the testing repository, shadow-fixed, or mirrors)

Public Debian Package Mirrors

- Hefei(China)
- Sun Yat-Sen University(China)
- Shanghai(China)
- Unspecified (China)
- Ireland
- Freiburg (Germany)
- Delft University of Technology (The Netherlands)
- University of Maryland (USA)
- Case Western Reserve University (USA)
- Centro Universitário da FEI (Brazil)
- University of Tokyo(Japan)

This report does not include data from these mirrors.

Source:

<http://wiki.ros.org/ROS/Installation/UbuntuMirrors>

roscistro activity

ros / roscistro

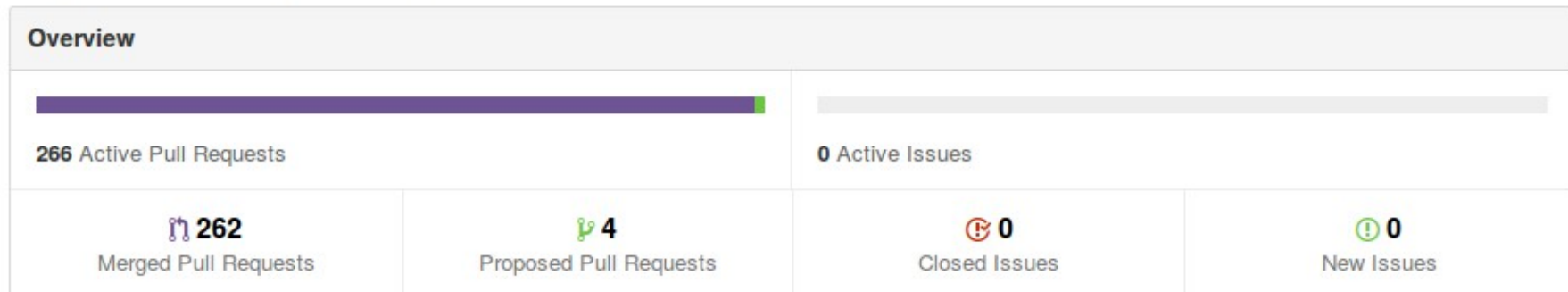
Unwatch 41

Unstar 140

Fork 560

August 11, 2015 – September 11, 2015

Period: 1 month



Excluding merges, **59 authors** have pushed **273 commits** to master and **307 commits** to all branches. On master, **9 files** have changed and there have been **737 additions** and **245 deletions**.



262 Pull requests merged by 57 people

The roscistro <http://github.com/ros/roscistro> is the repository where releases are managed and the main index of publicly announced ROS packages. Most pull requests on this repository are requests for indexing or packaging of ROS packages.

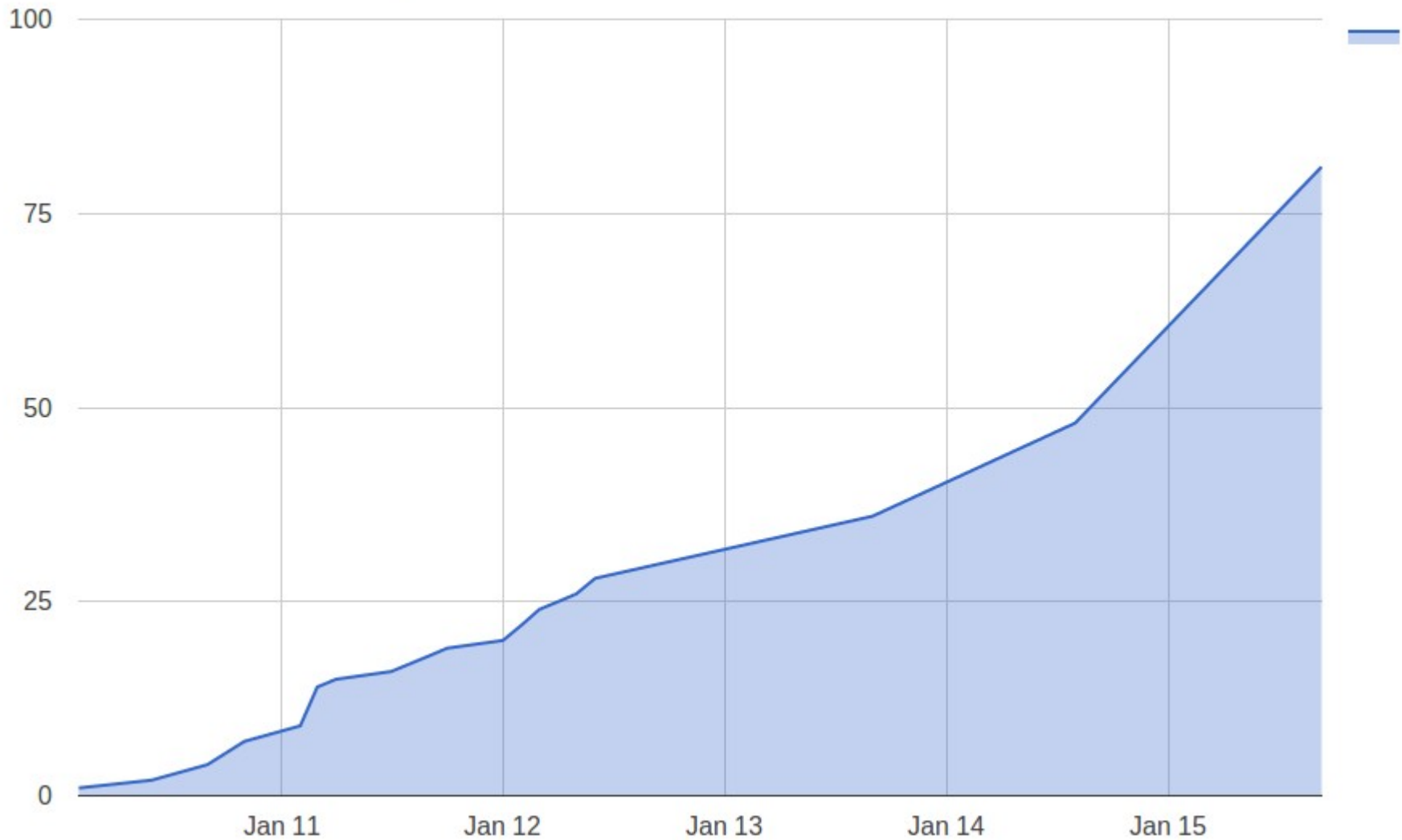
Research use

Number of papers citing “ROS: an open-source Robot Operating System” (Quigley et al., 2009):

1843 (52% increase)

Source: Google Scholar 2015-09-11

Robots listed on wiki.ros.org/Robots



The number of different types of robots available to the community with ROS drivers.

Source: Ken Conley, Tully Foote, wiki.ros.org/Robots